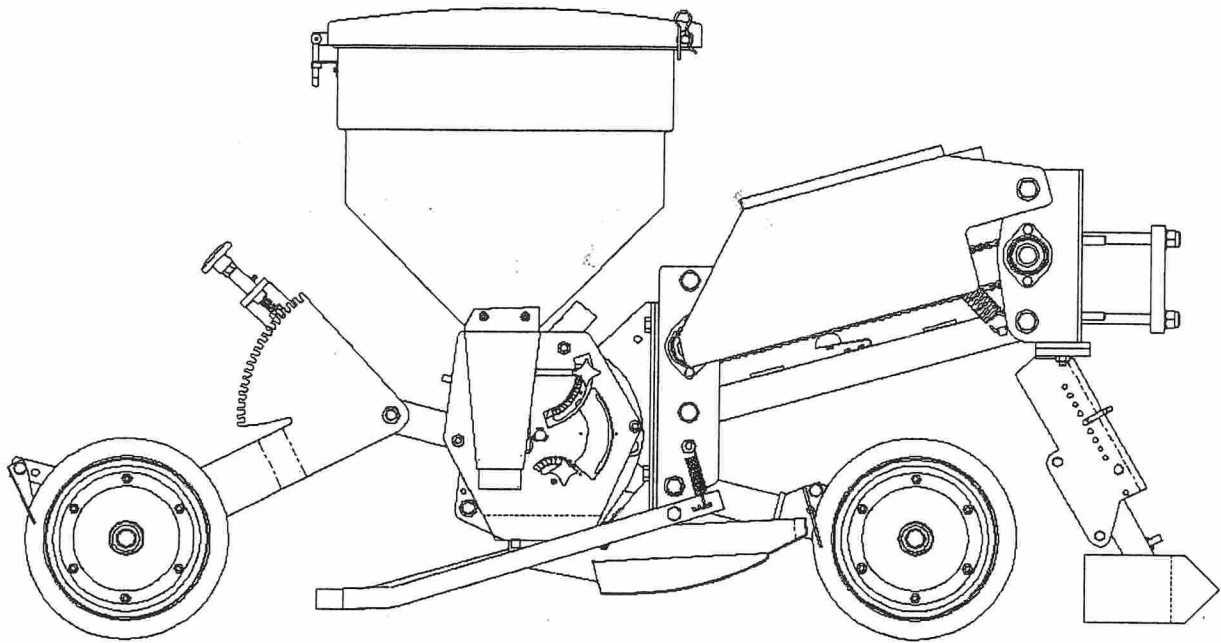


**STANHAY**  
**PRECISION SEEDERS**



***DART***  
***Parts Manual***

PARTS ENQUIRIES:

STANHAY WEBB LIMITED  
Invicta Works  
Houghton Road  
Grantham  
Lincs.  
NG31 6JE

Tel: 01476 515406  
Fax: 04176 515490  
email: info@stanhay.com

WHEN ORDERING PARTS PLEASE QUOTE THE FOLLOWING INFORMATION:

1. Model - Dart
2. Order Number
3. Part Number and description. If you are unsure of a part number, please speak to the Stanhay technical department.

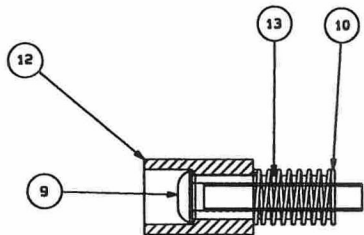
PLEASE NOTE:

The parts listed are not necessarily supplied as unit items, they may be part of an assembly or be packed in quantities.

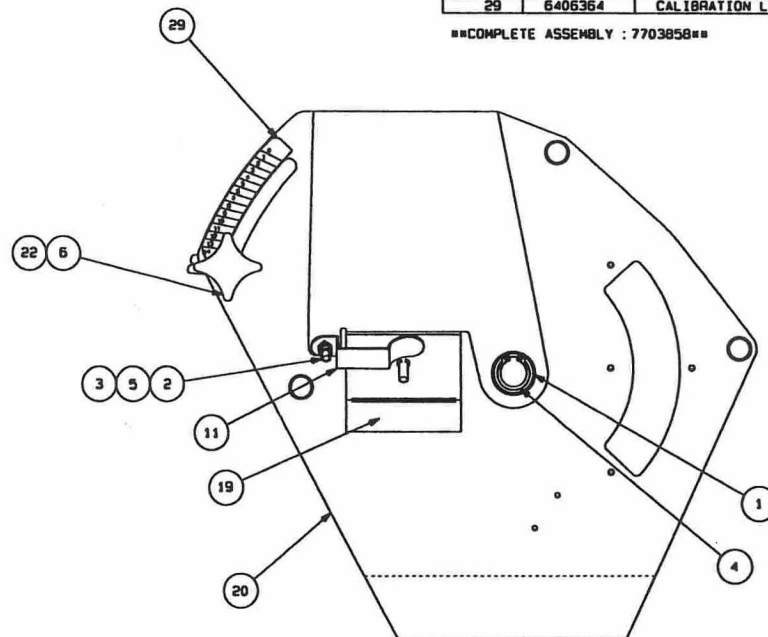
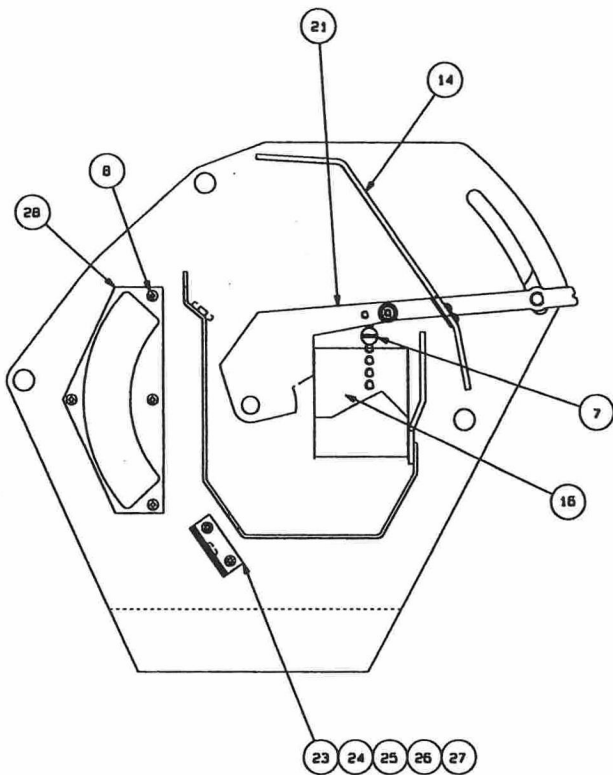
Some of the parts shown are optional extras and are not fitted as standard to new machines.

# Dart Parts Manual

Contents	Page	
<b>Metering Unit</b>		
(Pre 2003)	-Hopper Side	3
	-Drive Side	4
	-Unit Hub Assembly	5
	-Drive Kit	6
(2003 On.)	-Hopper Side	7
	-Drive Side	8
	-Unit Hub Assembly	9
	-Drive Kit	10
<b>Seed Hoppers</b>	-9 Litre	11
	-37 Litre	12
<b>Coulters</b>	-Single Line	13
	-Deep Drilling	14
<b>Chassis</b>	(Pre 2005)	15-18
	(2005 On.)	19-22
<b>Row Unit Wheels</b>	-Zero Pressure	23-24
	-Cage	25
	-Stainless Steel	26
	-Wheel & Scraper Variations	27
<b>Clod Deflectors</b>		28
<b>Arm Coverers</b>		29
<b>Blank Page</b>		30
<b>Land Wheels</b>	-Chain Land Drive	31-37
	-Jack Screw	38
	-Secondary drive Jockey	39
	-Spring Loaded	40
	-Microband/ F180	41
<b>Blank Page</b>		42
<b>Headstock/ Fan case</b>		43-49
	-43 Rib Fan Shaft Assemblies	46
	-Bearing Housing Assembly	47
	-Impeller & Hub Assembly	48
	-Vacuum Guage Kit	49
	-Hydraulic Fan Drive	50
<b>Headstock/ Tool bar Brackets &amp; Stands</b>		51-53
<b>Tool bars, Shafts &amp; Ancillaries</b>		54
<b>Markers</b>	-Manual	55-58
	-Single Fold Hydraulic	59
	-Twin Fold Hydraulic	60
<b>Seed Discs</b>		61-64
<b>Warranty Policy</b>		Inside back Cover



SINGULATOR PIN DETAIL

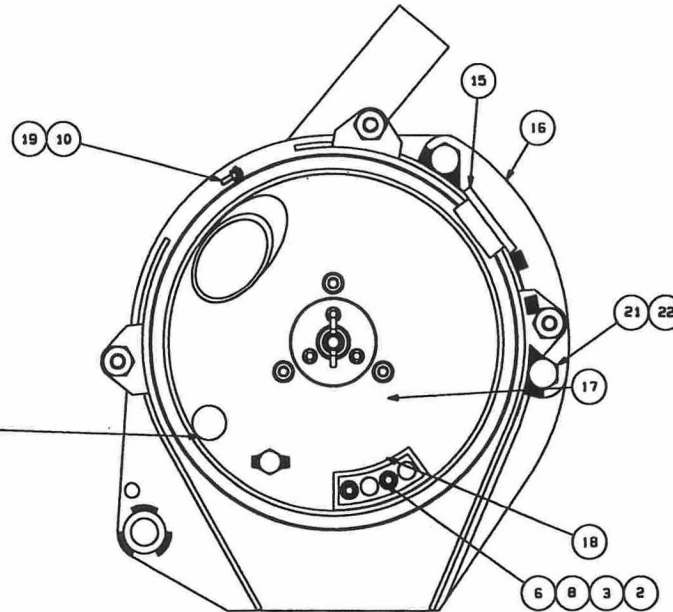
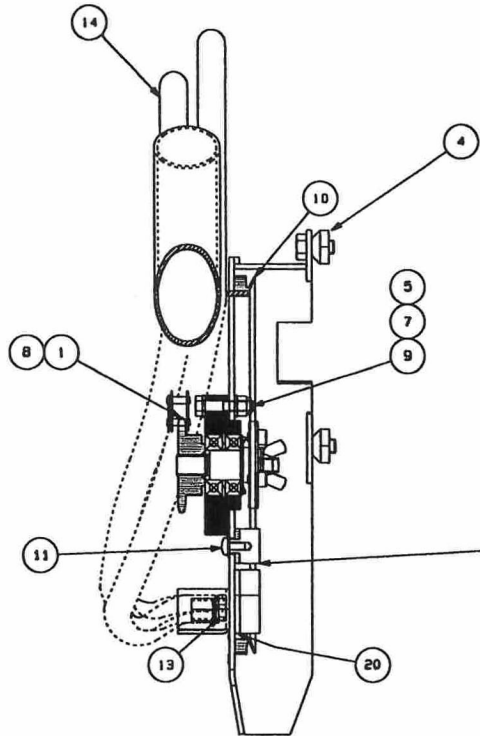
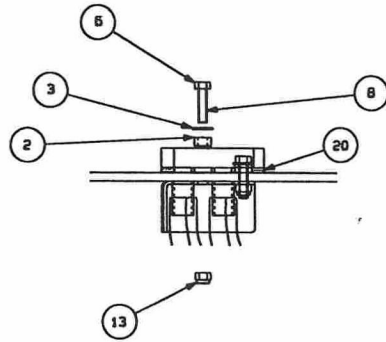


1	2001002	OILITE BEARING	2
2	2303090	M5 NYLOC NUT-FULL	1
3	2309022	HEX SET MSx12	1
4	2217012	CIRCLIP	1
5	2311132	FLAT WASHER	1
6	7704013	KNOB ASSY	1
7	2332103	SCREW	1
8	2357002	TAPTITE SCREW	10
9	2377023	BUTTON HEAD SCREW	1
10	2701070	SINGULATOR SPRING	1
11	2705014	PLUG CLIP	1
12	6903658	SINGULATOR PIN	1
13	6903660	SING LOCATTION PIN	1
14	6904056	UNIT SHIELD	1
16	6903678	CHOKE PLATE	1
19	7404068	UNIT PLUG	1
20	7404104	UNIT LID W/A	1
21	7404124	SINGULATOR W/A	1
22	2311134	FLAT WASHER	1
23	6903734	SEED BRUSH	1
24	6903826	SEED FLAP MOUNTING	1
25	6903827	FLAP BACKING PLATE	1
26	2303089	NYLOC NUT	1
27	2332083	SCREW	1
28	6903831	VIEWING WINDOW	1
29	6406364	CALIBRATION LABEL	1

==COMPLETE ASSEMBLY : 7703858==

\*\* DART METERING UNIT -HOPPER SIDE (PRE 2003)





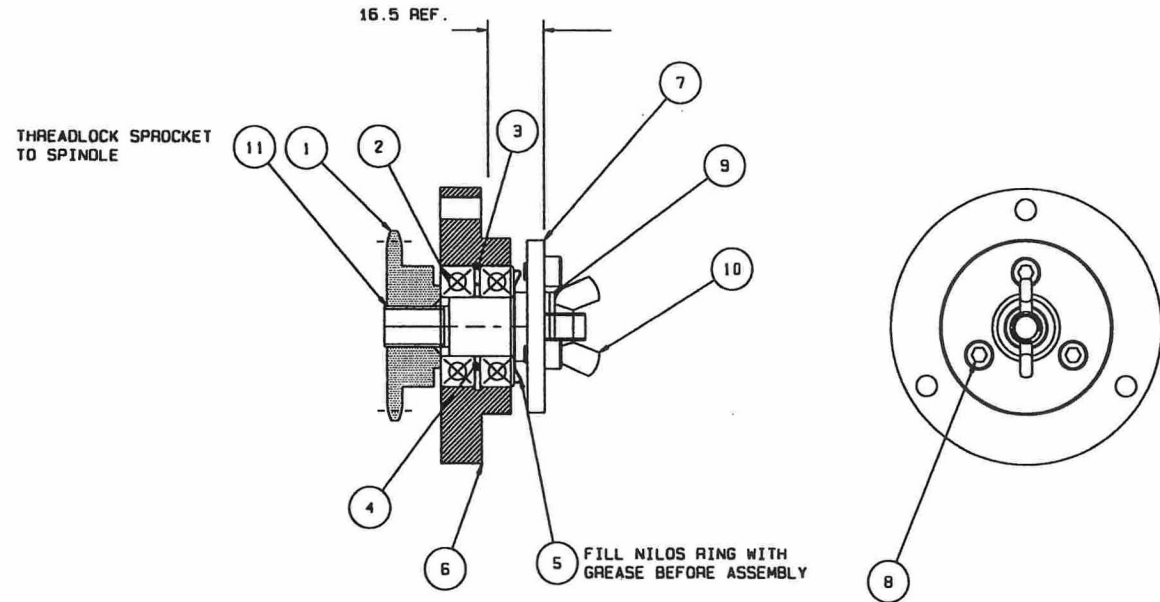
1	7703978	UNIT HUB ASSY	1
2	6904037	CUTOFFPAD SPACER	2
3	2311132	FLAT WASHER	3
4	6902514	CONICAL NUT	3
5	2303091	NYLDC NUT	3
6	2309024	SET SCREW	2
7	2311088	M8 WASHER	6
8	L000005	STUDLOCK 270	
9	2306016	BDLT	3
10	4001027	UNIT SEAL	1
11	2357022	PAN HEAD SCREW	1
12	6904029	CHAMBER BLOCK GASKET	1
13	2303090	NYLDC NUT	2
14	6903795	BREATHER PIPE	2
15	6402044	SKIFFY PLUS	1
16	7404025	UNIT BODY W/A	1
17	7404375	CUTOFF BREATHER	1
18	6904032	CUTOFF PAD	1
19	7703921	V-SEAL RETAINING BAND	1
20	6904033	CUTOFF PAD GASKET	1
21	2303109	NYLDC NUT	2
22	2311090	FLAT WASHER	2
23	6904028	CHAMBER BLOCK	1

##COMPLETE ASSEMBLY: - 7703859##

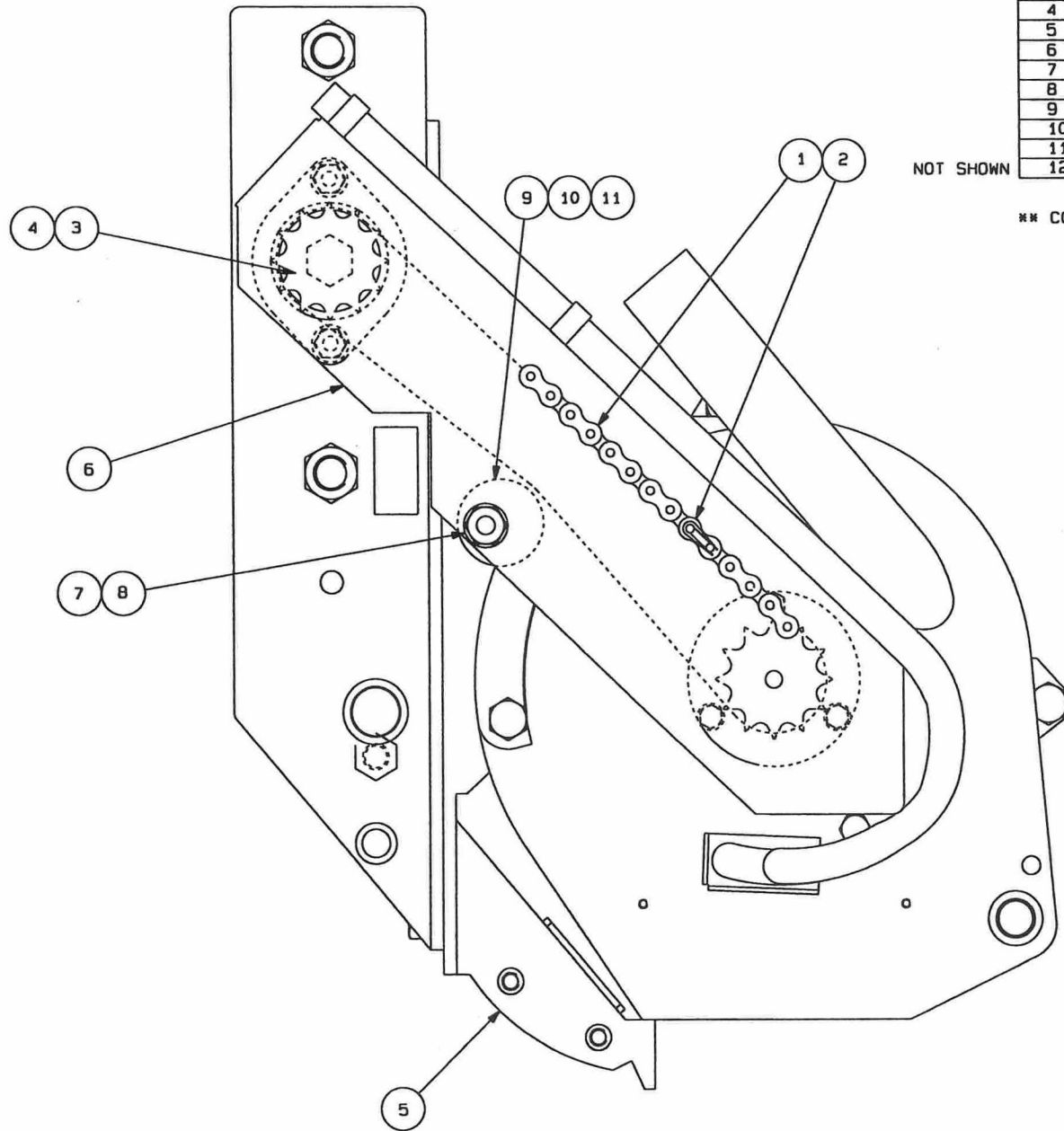
DART METERING UNIT -DRIVE SIDE (PRE 2003)

1	1707139	UNIT DRIVE SPROCKET	1
2	1901048	BEARING	2
3	2217218	CIRCLIP	1
4	6409455	SUPPORT WASHER	1
5	4001028	NILOS RING	1
6	6903894	BEARING HOUSING	1
7	6903664	UNIT SPINDLE	1
8	2375033	M5XB CAP SCREW	3
9	2311134	M8 WASHER	2
10	2303475	M8 WING NUT S.S	1
11	L000005	THREADLOCK	1

##COMPLETE ASSEMBLY- 7703978##



UNIT HUB ASSEMBLY- PRE 2003



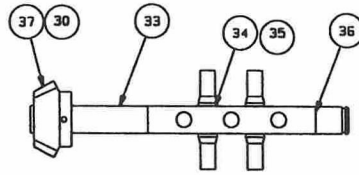
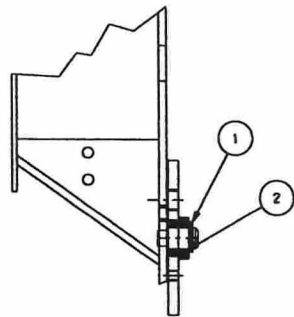
NOT SHOWN

1	1807104	55 PITCH CHAIN	1
2	1807101	CONNECTING LINK	1
3	7404270	12T INTERMED. SPROCKET	1
4	2317004	SPRINGFIX CLIP	1
5	7404142	UNIT MOUNTING BRACKET	1
6	7404204	UNIT CHAIN GUARD	1
7	2311090	FLAT WASHER	1
8	2303109	NYLOC NUT	1
9	2377112	BUTTONHEAD SCREW	1
10	6903902	CHAIN TENSIONER	1
11	2303008	HEXAGON NUT	1
12	6406374	S/A LABEL	1

\*\* COMPLETE ASSEMBLY (ITEMS 1-12 : 8003711) \*\*

DART DRIVE KIT (PRE 2005)

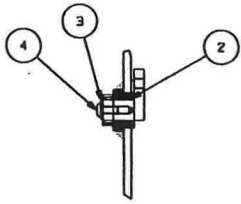
DETAIL OF KNOCK OFF ASSEMBLY



DETAIL OF AGITATOR

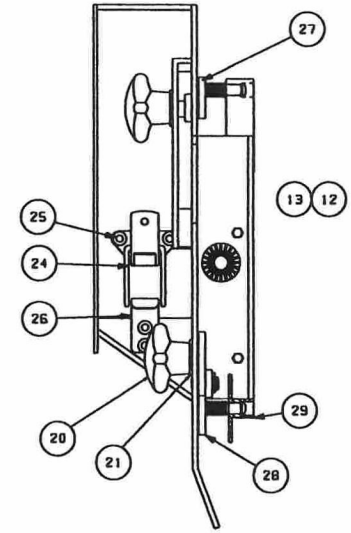
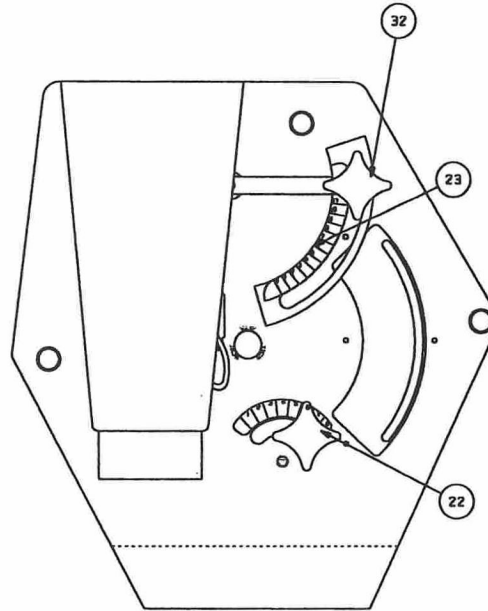
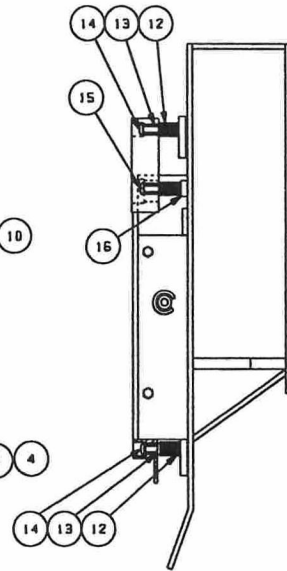
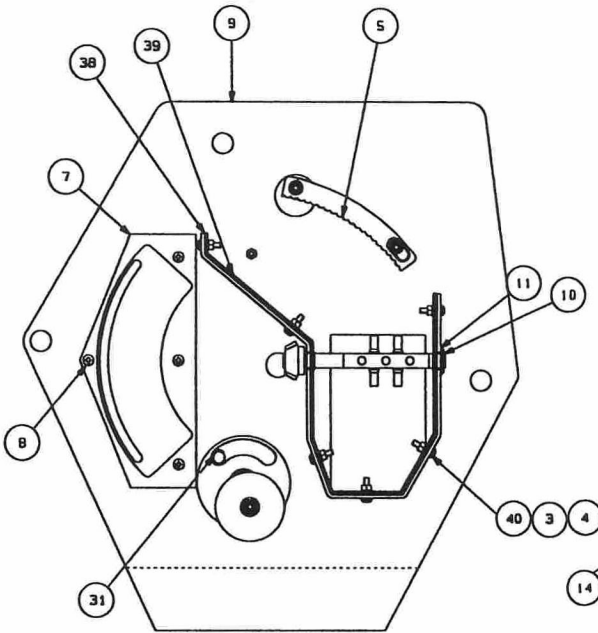
== PLEASE NOTE: WHEN USING SEED DISCS WITH AGITATOR PEGS REMOVE :- KNOCK OFF ASSY, AGITATOR ASSY AND SEED CHAMBER SEAL (TO AVOID FOULING ON PEGS) ==

DETAIL OF SINGULATOR ASSEMBLY

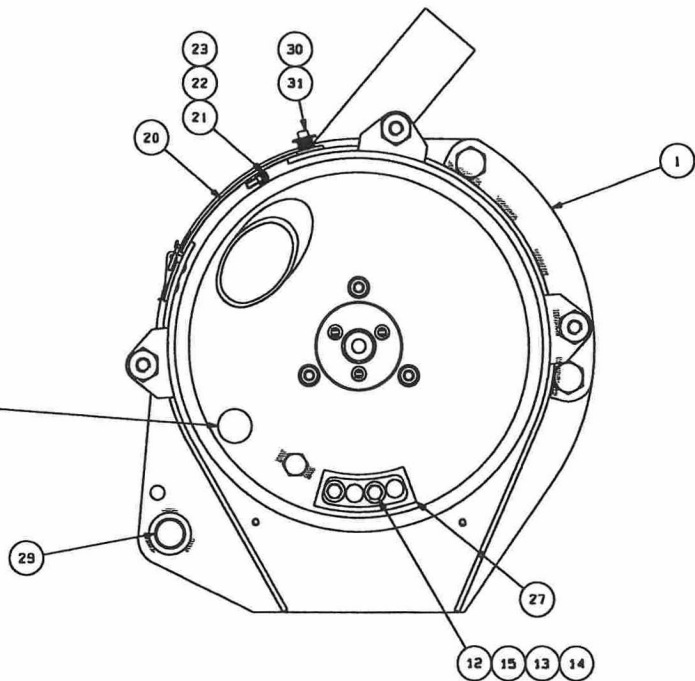
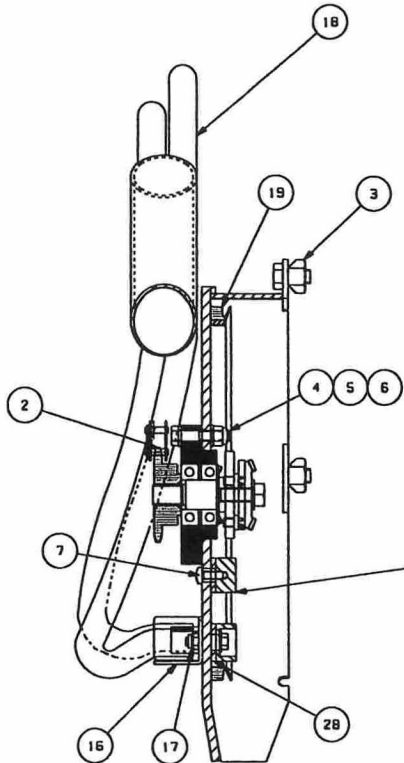
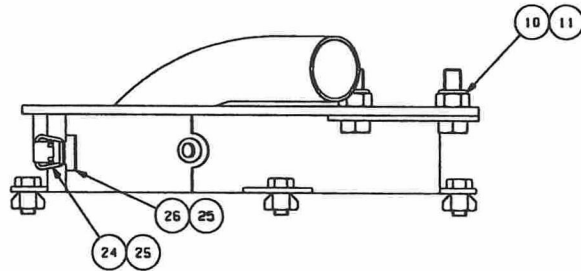
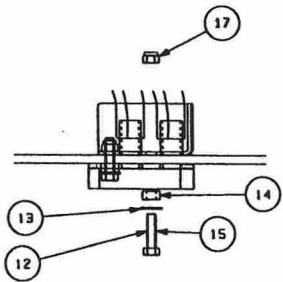


1	2217042	CIRCLIP	1
2	2008020	BUSH	2
3	2311085	WASHER	7
4	2332044	SCREW	7
5	2810242	SINGULATOR PAD	1
6			
7	6904418	SEED VIEW WINDOW	1
8	2357002	TAPTITE SCREW	4
9	7404706	DART UNIT LID	1
10	2217043	E-CLIP	1
11	2008022	FLANGED BUSH	2
12	2701070	SPRING	3
13	6903660	SING LOCATION PIN	2
14	2377023	BUTTON HD. SCREW	2
15	2377024	BUTTON HD. SCREW	1
16	6904386	SINGULATOR PIN	1
17			
18			
19			
20	7704013	KNOB ASSY	3
21	2311134	FLAT WASHER	3
22	6406393	KNOCK OFF SCALE	1
23	6406392	SINGULATOR SCALE	1
24	2387014	TOGGLE CLIP	1
25	2212569	POP RIVET AD510SB	4
26	2387015	TOGGLE HOOK	1
27	7404721	SINGULATOR CAM	1
28	6904523	KNOCK OFF CAM	1
29	6904427	KNOCK OFF PIN	1
30	2214280	TENSION PIN	1
31	6904439	SPRING STOP	1
32	7208449	SINGULATOR HANDLE	1
33	6904489	AGIT MTG. SHAFT	1
34	6902664	AGITATOR SPINDLE	1
35	2830040	AGITATOR PEGS	5
36	6904490	AGIT MTG SHFT-SMALL	1
37	6904494	20T PINNION GEAR	1
38	6904500	SEED CHAMBER SEAL	1
39	6904498	SEAL CLAMP STRIP	1
40	2303088	NYLOC NUT	6

== COMPLETE ASSEMBLY : 7704318 ==



DART METERING UNIT -HOPPER SIDE (2003 ON.)



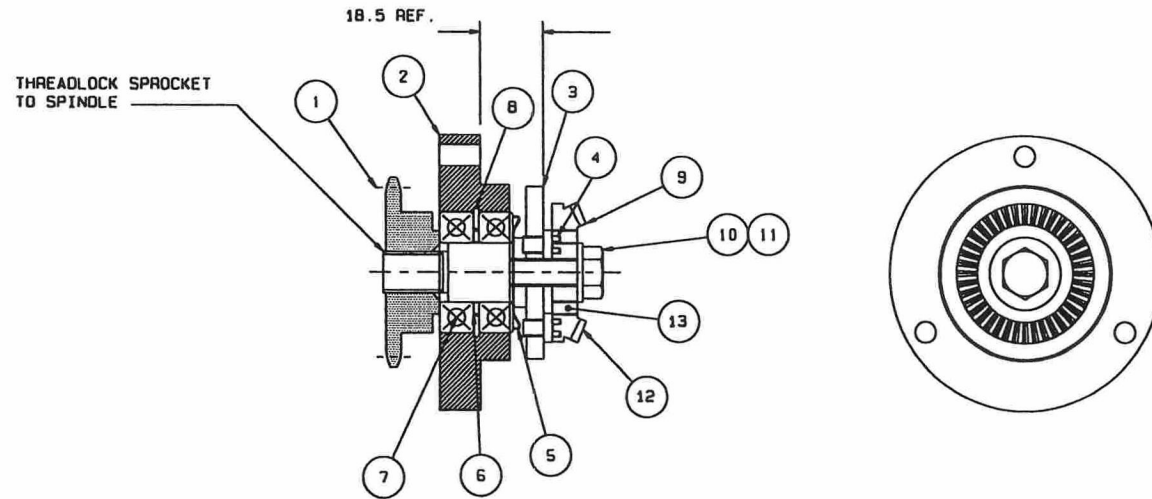
1	7404707	UNIT BODY W/A	1
2	7704317	UNIT HUB ASSY	1
3	6902514	CONICAL NUT	3
4	2306018	BOLT	3
5	2311088	FLAT WASHER	6
6	2303091	NYLOC NUT	3
7	2357022	PAN HEAD SCREW	1
8	6904028	CHAMBER BLOCK	1
9	6904029	CHAMBER BLOCK GASKET	1
10	2303109	NYLOC NUT	2
11	2311090	FLAT WASHER	2
12	2309024	SET SCREW	2
13	2311132	FLAT WASHER	2
14	6904037	CUT OFF PAD SPACER	2
15	L000005	SUDLOCK 270	1
16	7404375	CUTOFF PIPE PLATE MA	1
17	2303090	NYLOC NUT	2
18	6903796	BREATHER PIPE	2
19	4001027	UNIT SEAL	1
20	6904442	N.U. DOOR	1
21	2335046	SCREW	1
22	6903819	SEAL RET. BAND	1
23	2303003	HEXAGON NUT	1
24	2387019	TOGGLE CLIP	1
25	2212575	POP RIVET	4
26	2387020	CATCH	1
27	6904032	CUTOFF PAD	1
28	6904033	CUTOFF PAD GASKET	1
29	2008021	BUSH	1
30	2311394	STARLOCK WASHER	1
31	2701077	N.U. DOOR SPRING	1

##COMPLETE ASSEMBLY: - 7704319##

DART METERING UNIT -DRIVE SIDE (2003 ON.)

1	1707139	UNIT DRIVE SPROCKET	1
2	6903894	BEARING HOUSING	1
3	6904416	TURN TABLE SPINDLE	1
4	6904485	DRIVE STUD	3
5	4001028	NILOS RING	1
6	6409455	SUPPORT WASHER	1
7	1901048	BEARING	2
8	2217218	CIRCLIP	1
9	6904493	40T CROWN DR GEAR	1
10	2309414	HEXAGON BOLT	1
11	2311402	FLAT WASHER	1
12	6904499	BOSS FOR CROWN GEAR	1
13	2374016	SOCKET SET SCREW	2

##COMPLETE ASSEMBLY :- 7704317##



FILL NILOS RING WITH GREASE BEFORE ASSEMBLY

UNIT HUB ASSEMBLY- 2003 ON.

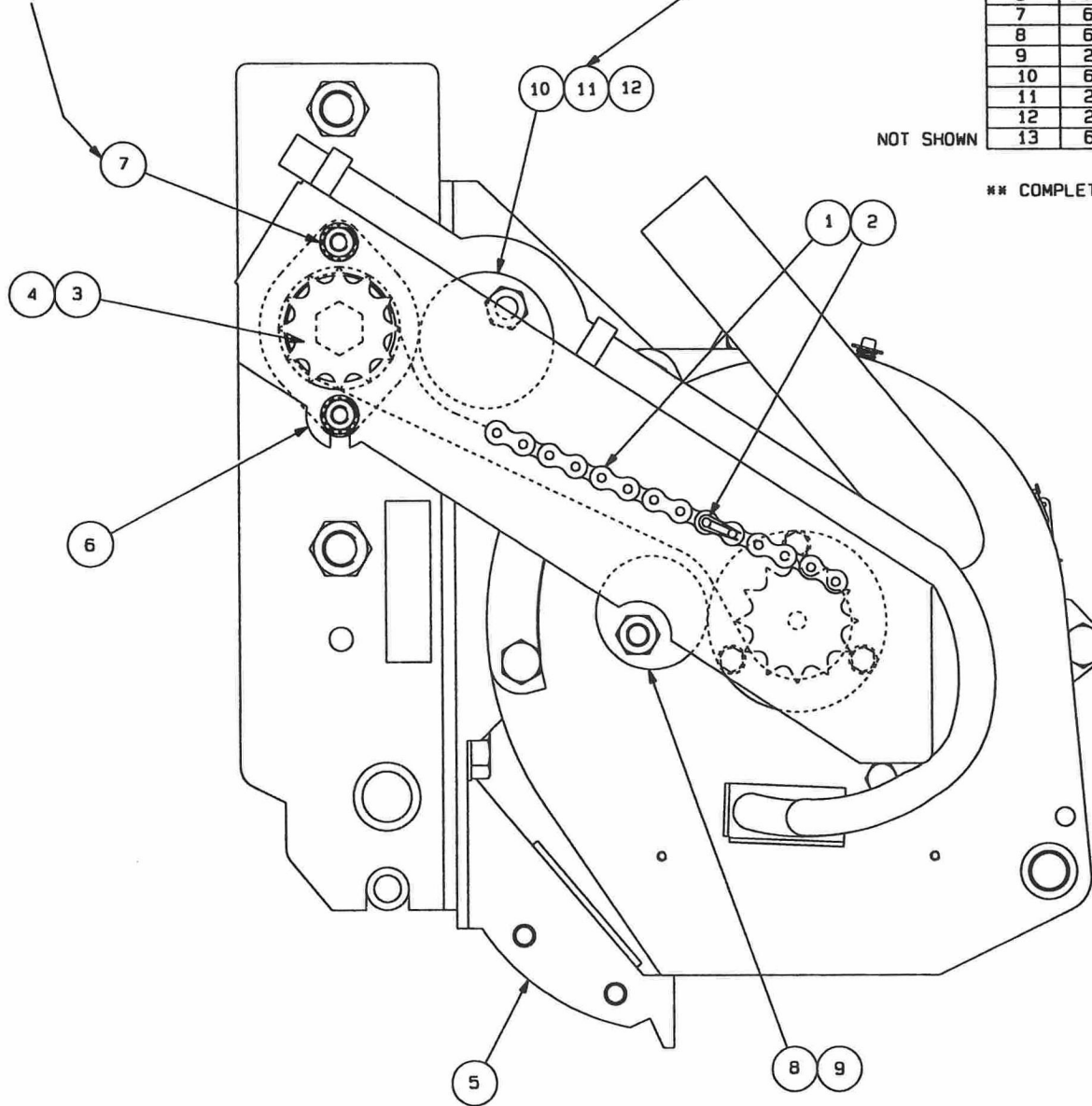
1	1807110	53 PITCH CHAIN	1
2	1807101	CONNECTING LINK	1
3	7404270	12T INTERMED. SPROCKET	1
4	2317004	SPRINGFIX CLIP	1
5	7404838	UNIT MOUNTING BRACKET	1
6	7404837	FINAL DRIVE GUARD	1
7	6904604	GUARD PILLAR	2
8	6904603	LOWER JOCKEY	1
9	2303044	LOCKNUT	1
10	6904602	UPPER JOCKEY	1
11	2303008	HEXAGON NUT	1
12	2377108	BUTTON HEAD SCREW	1
13	6406374	S/A LABEL	1

\*\* HEXAGON NUT PRESSED INTO JOCKEY \*\*

\*\* USE NYLOC NUT FROM BEARING TO RETAIN GUARD- 2303108 \*\*

NOT SHOWN

\*\* COMPLETE ASSEMBLY (ITEMS 1-13: 8004011) \*\*

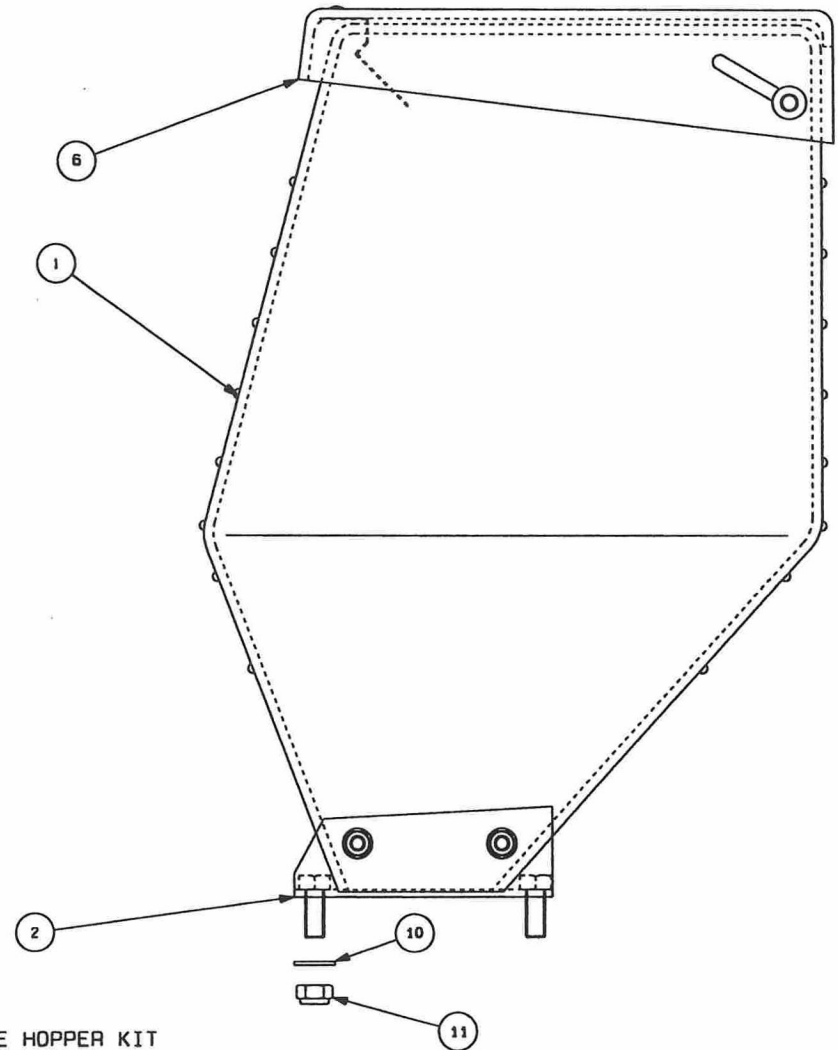
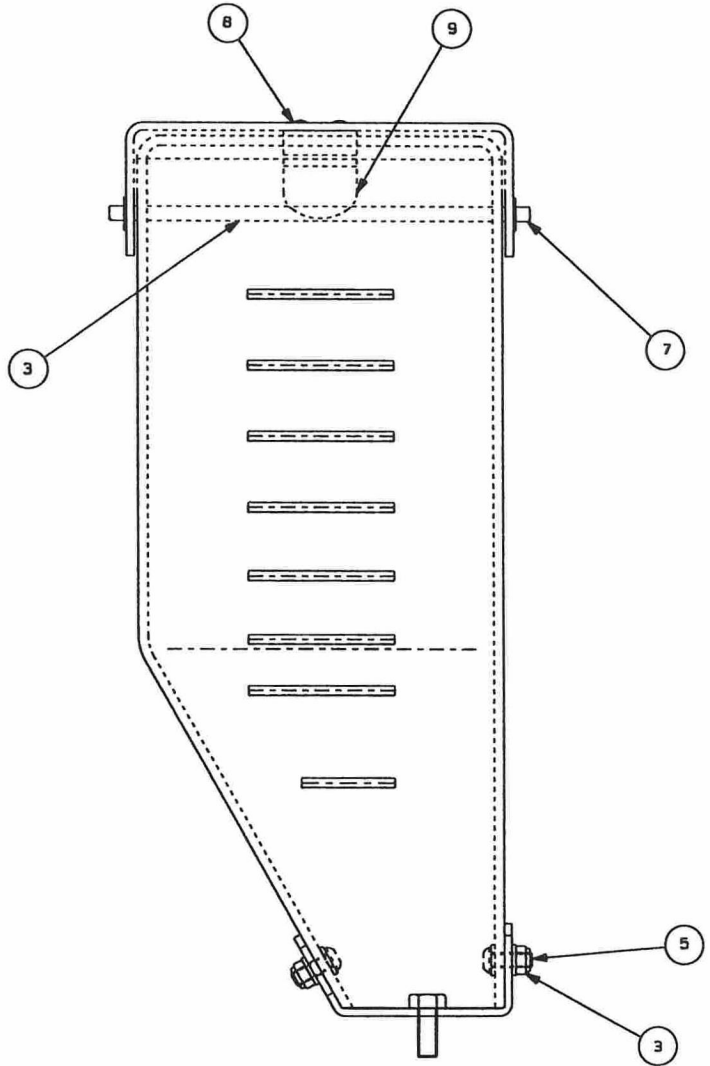


DART DRIVE KIT (2005 ON.)

1	2810230	SR3 SEED HOPPER	1
2	7404209	HOPPER BASE W/A	1
3	2303476	FLANGED NUT	4
4	6904381	HINGE PIN	1
5	2377055	SOCKET BUTTON HD SCREW	4
6	2810231	SR3 HOPPER LID	1
7	2311394	TOP HAT RETAINER	2
8	2212562	RIVET	2
9	2705003	LID CLIP	1
10	2311089	FLAT WASHER	2
11	2303108	NYLOC NUT	2

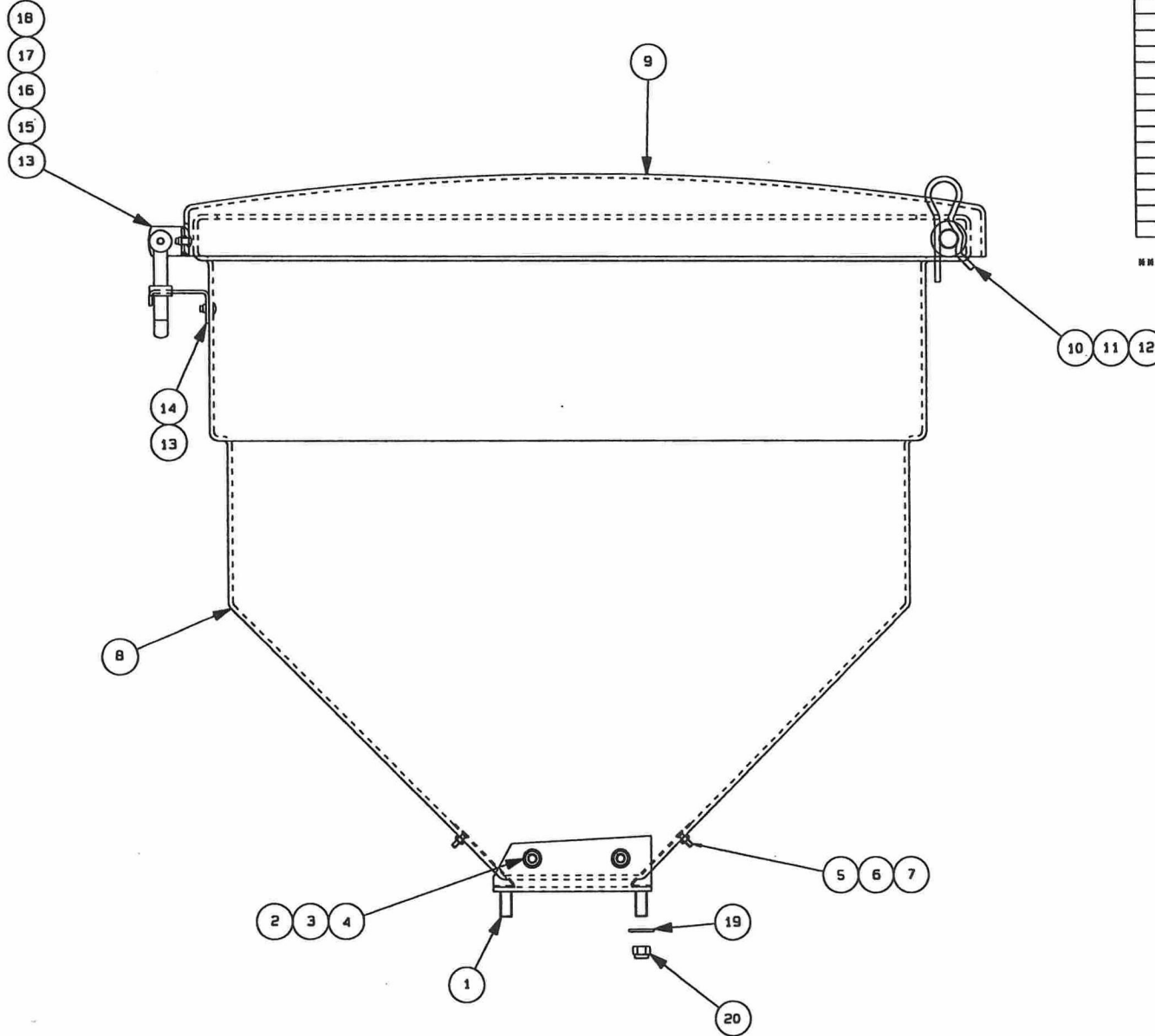
\*\*\*HOPPER, LID AND BASE ASSEMBLY (ITEMS1-9): 7703969\*\*

\*\*\*9 LITRE HOPPER KIT (ITEMS 1-11): 8003924\*\*



9 LITRE HOPPER KIT



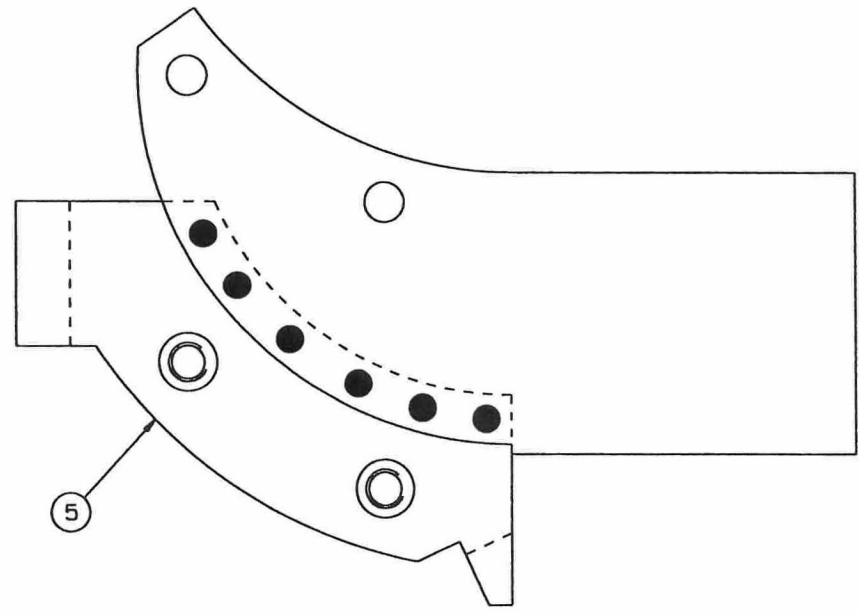


1	7404209	HOPPER BASE W/A	1
2	2377055	SOCKET BUTTON HD SCREW	4
3	2311088	FLAT WASHER	4
4	2303107	NYLOC NUT	4
5	2376004	SOCKET C.SUNK SCREW	2
6	2303088	NYLOC NUT	2
7	6904138	ADAPTER PLATE	2
8	6904146	DART 37 LITRE HOPPER	1
9	6904148	37 LITRE HOPPER LID	1
10	2316033	R-CLIP	2
11	2311091	FLAT WASHER	2
12	6903408	SEED HOPPER LID HINGE	1
13	2215169	POP RIVET	2
14	6903629	HOPPER CATCH BRACKET	1
15	6903630	LID CATCH BRACKET	1
16	2377025	SOCKET BUTTON HD SCREW	1
17	2303089	NYLOC NUT	1
18	6409429	BONNET CATCH	1
19	2311089	FLAT WASHER	2
20	2303108	NYLOC NUT	2

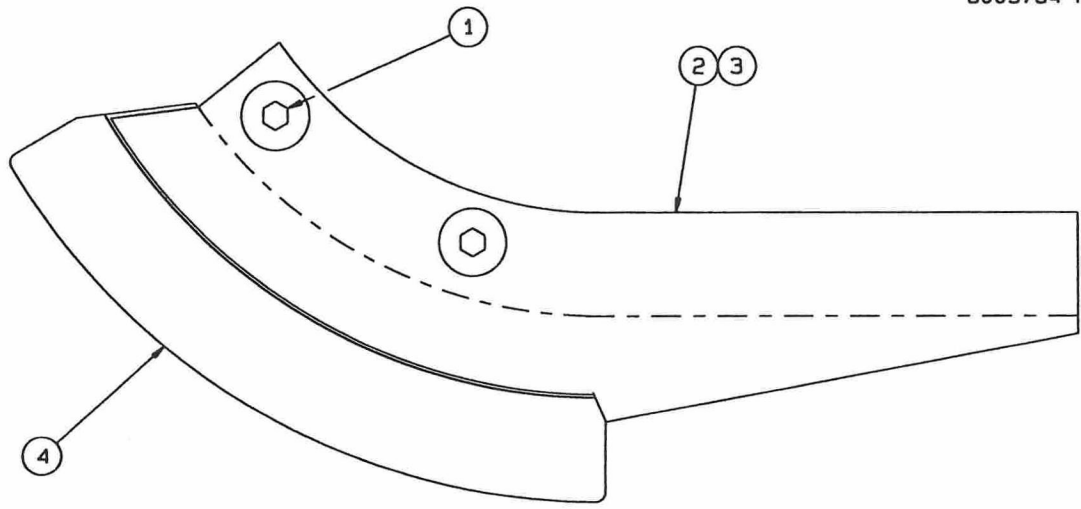
## 37 LITRE HOPPER KIT : 8003727 (ITEMS 1-20) ##

37 LITRE HOPPER KIT

1	2377079	SOCKET BUTTON SCREW	4
2	3210176	COULTER SIDE R/H	1
3	3210177	COULTER SIDE L/H	1
4	3000495	COULT. INSERT-C. IRON	1
	3240004	COULT. INSERT-CERAMIC	1
	3240008	COULT. INSERT-CARBIDE	1
5	7404168	HYLINE ADAPTOR	1



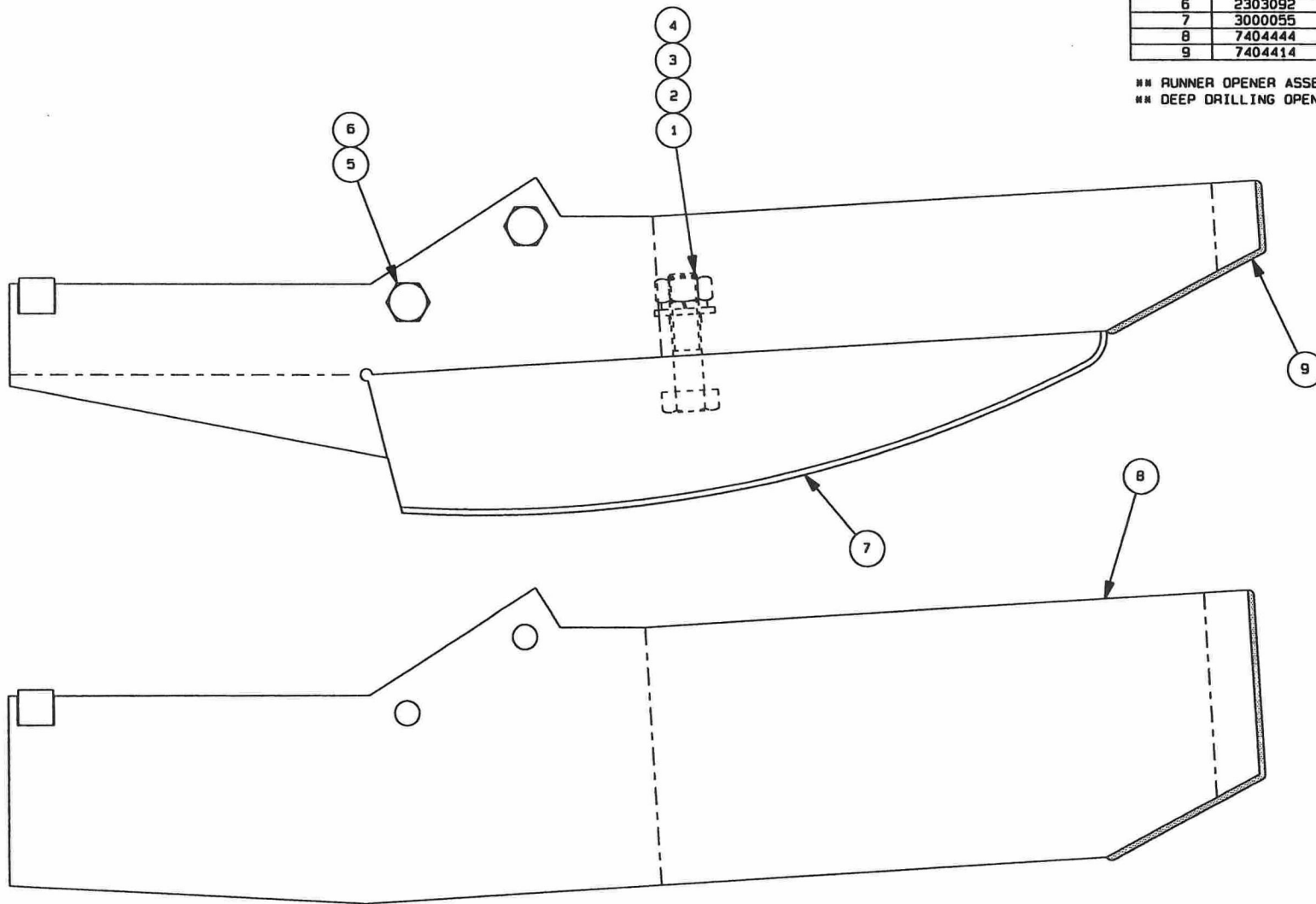
- KITS: -  
 8003669 COULTER KIT- CAST IRON (ITEMS 1-5)  
 8003694 COULTER KIT- CARBIDE (ITEMS 1-5)  
 8003670 COULTER KIT- CERAMIC (ITEMS 1-5)  
 8003784 HYLINE ADAPTOR KIT (ITEMS 6+1)



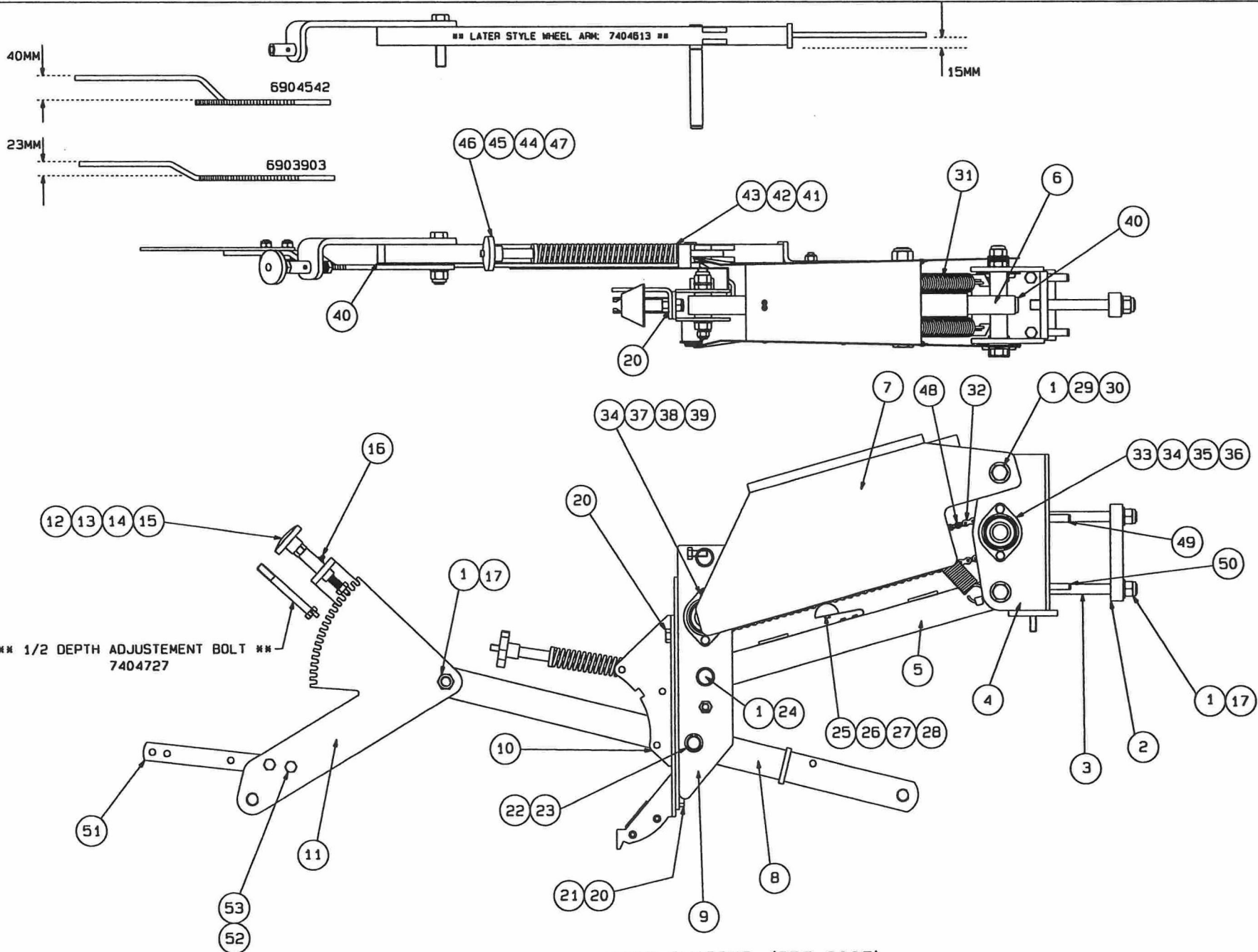
SINGLE LINE COULTER

1	2304066	BOLT	1
2	2311090	FLAT WASHER	1
3	2311216	SPRING WASHER	1
4	2301018	HEXAGON NUT	1
5	2309052	SET SCREW	2
6	2303092	NYLOC NUT	2
7	3000055	JUMBO OPENER SHOE	1
8	7404444	DEEP DRILLING OPENER	1
9	7404414	RUNNER OPENER	1

## RUNNER OPENER ASSEMBLY (ITEMS 1-7 +9) : 7704142 ##  
 ## DEEP DRILLING OPENER ASSEMBLY (ITEMS 1-8) : 7704143 ##



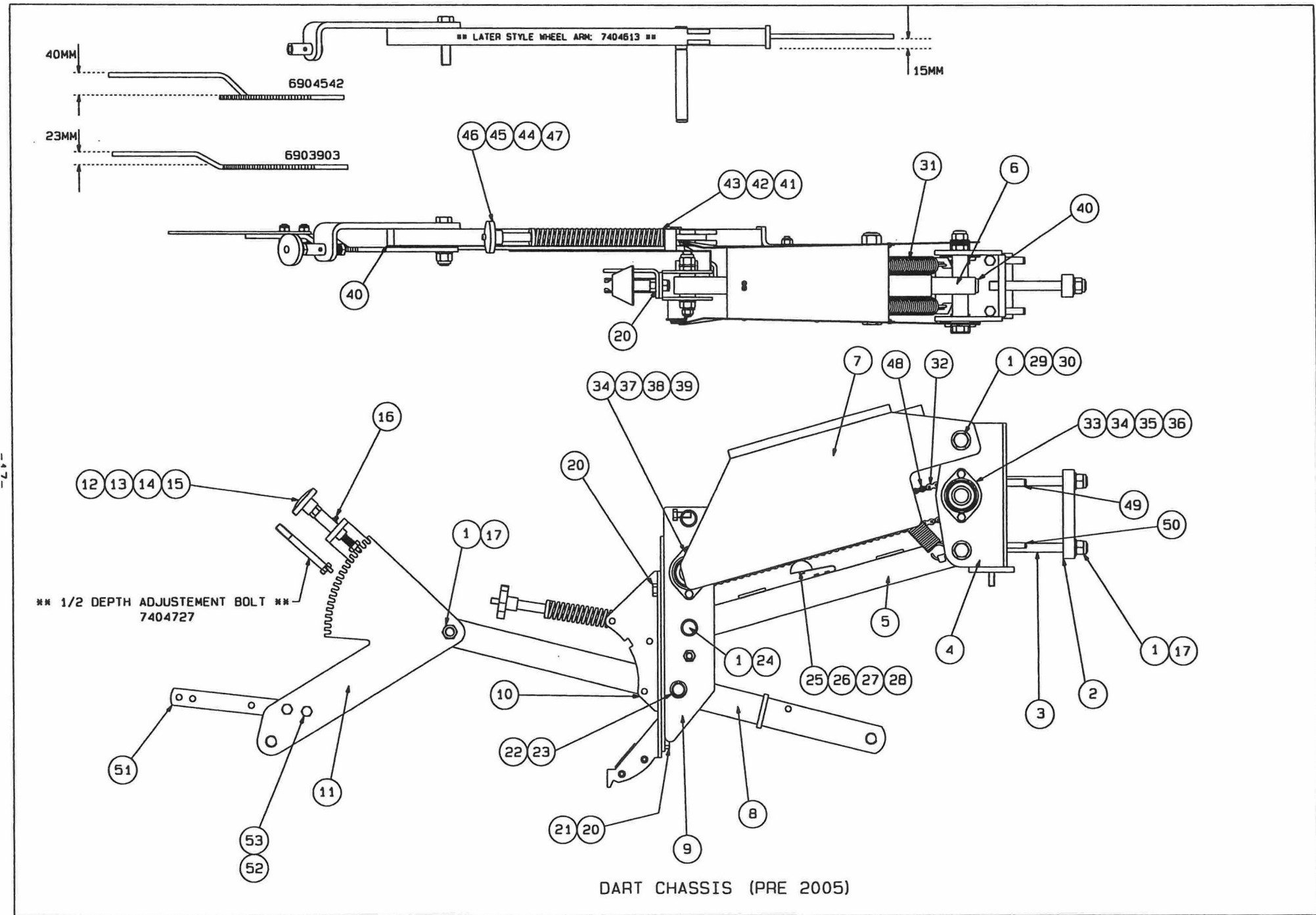
DART RUNNER OPENER AND DEEP DRILLING COULTER ASSEMBLIES



DART CHASSIS (PRE 2005)

## Dart Chassis (Pre. 2005 )

Item no.	Part no.	Description
1	2303129	Philidas Nut
2	6903077	Clasp Plate (100 x 100, 200 x 100 Toolbar)
	6904151	Clasp Plate (180 x 180 Toolbar)
3	6903980	RU Stud (100 x 100 Toolbar)
	6904150	RU Stud (180 x 180 Toolbar)
	6904115	RU Stud (200 x 100 Toolbar)
4	7704357	RU Headstock (100 x 100, 200 x 100 Tool bar)
	7704159	RU Headstock (180 x 180, Tool bar)
5	7703923	Lower link Assy
6	7703922	Upper link Assy
7	7703979	Top Chain Guard
8	7404271	Wheel Arm (Pre 2001)
	7404613	Wheel Arm
9	7703924	Unit Mtg. Bracket
10	7404142	Dart Unit Mtg. Bracket (not included in chassis kit)
11	6903903	Depth Adjustment Plate (not included in chassis kit)
	6904542	Depth Adjustment Plate (not included in chassis kit) (See wheel and scraper variations on following pages)
12	6404035	Knob
13	2303009	Nut
14	2701073	Depth Adjustment Spring
15	7703977	Depth Adjustment Bolt (Pre 2004)
	7404727	½ Depth Adjustment Bolt
16	6401005	Grease Nipple
17	2311092	Washer
18	*****	N/A
19	*****	N/A
20	2309077	Bolt
21	2303110	Nyloc (Thin) Nut
22	2217039	External Circlip
23	2311093	Flat Washer
24	2306135	Bolt
25	6902369	Rubbing Block
26	2704008	Chain Tensioner Spring
27	2309022	Set Screw
28	2309013	Set Screw
29	2306143	Bolt
30	2311137	Flat Washer
31	2702045	Penetration Spring
32	1807108	½" Pitch 95 Chain
33	1905006	Bearing
34	2303092	Nyloc Nut



DART CHASSIS (PRE 2005)

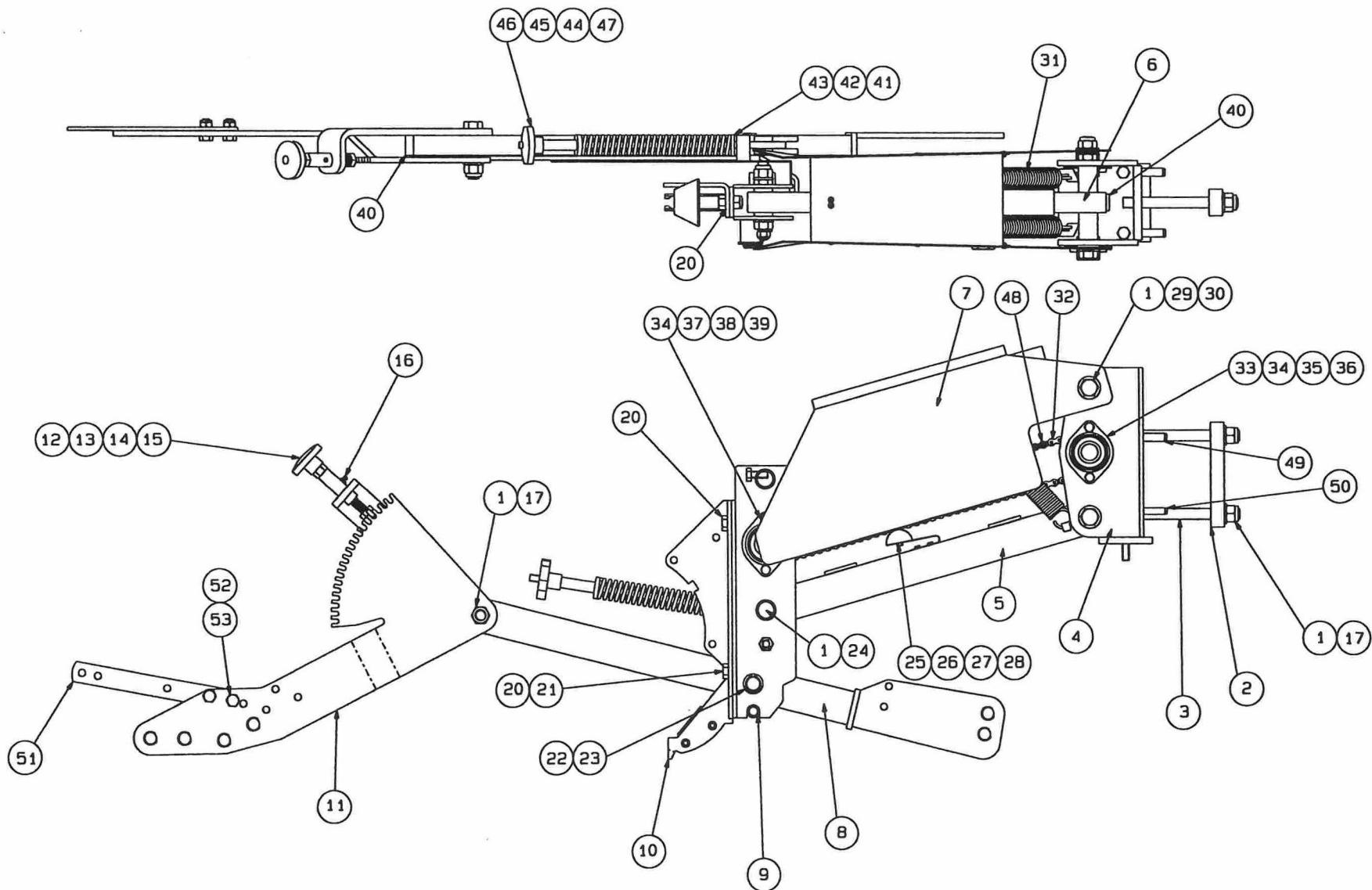
-47-

35	2306464	Coach Bolt
36	7404048	16 Tooth Shaft Sprocket
37	1905025	Bearing
38	2306463	Coach Bolt
39	7404049	16 Tooth Inter Sprocket
40	6402044	Plastic Insert
41	2810068	Spring End Collar
42	6903905	Spring Rod
43	2701072	Rear Pressure Spring
44	2810067	Spring Guide Collar
45	6903904	Spring Spacer
46	6404034	Knob
47	2215049	Spirol Pin
48	1807101	Connecting Link
49	2215140	Spirol Pin -large (included in 7703864, 7704159)
50	2215122	Spirol Pin -small (included in 7703864, 7704159)
51	6903802	Wheel Scraper Arm
52	2309062	Set Screw
53	2303109	Nyloc Nut

**8003850:** Dart Chassis Kit (100 x 100 Tool bar) - excludes items 10, 11

**8003850:** Dart Chassis Kit (180 x 180 Tool bar) - excludes items 10, 11

**8003892:** Dart Chassis Kit (200 x 100 Tool bar) - excludes items 10, 11

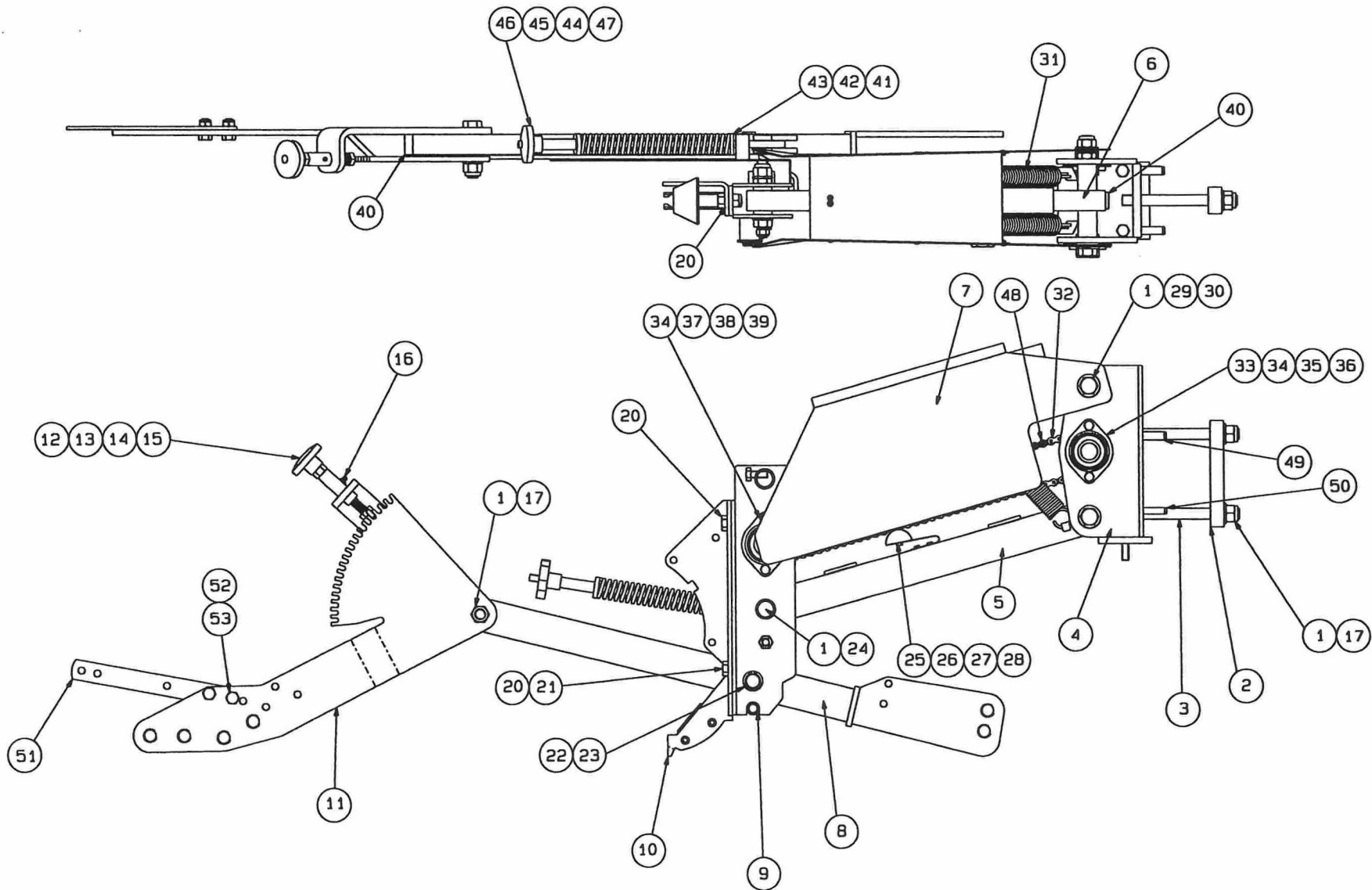


DART CHASSIS (2005 ON.)



## Dart Chassis (2005 On.)

Item no.	Part no.	Description
1	2303129	Philidas Nut
2	6903077	Clasp Plate (100 x 100, 200 x 100 Toolbar)
	6904151	Clasp Plate (180 x 180 Toolbar)
3	6903980	RU Stud (100 x 100 Toolbar)
	6904150	RU Stud (180 x 180 Toolbar)
	6904115	RU Stud (200 x 100 Toolbar)
4	7704357	RU Headstock (100 x 100, 200 x 100 Tool bar)
	7704159	RU Headstock (180 x 180, Tool bar)
5	7703923	Lower link Assy
6	7703922	Upper link Assy
7	7703979	Top Chain Guard
8	7404831	Wheel Arm 210
9	7704378	Unit Mtg. Bracket
10	7404838	Dart Unit Mtg. Bracket (not included in chassis kit)
11	6904601	Depth Adjustment Plate (not included in chassis kit)
12	6404035	Knob
13	2303009	Nut
14	2701073	Depth Adjustment Spring
15	7404727	½ Depth Adjustment Bolt
16	6401005	Grease Nipple
17	2311092	Washer
18	*****	N/A
19	*****	N/A
20	2309077	Bolt
21	2303110	Nyloc (Thin) Nut
22	2217039	External Circlip
23	2311093	Flat Washer
24	2306135	Bolt
25	6902369	Rubbing Block
26	2704008	Chain Tensioner Spring
27	2309022	Set Screw
28	2309013	Set Screw
29	2306143	Bolt
30	2311137	Flat Washer
31	2702045	Penetration Spring
32	1807108	½" Pitch 95 Chain
33	1905006	Bearing
34	2303092	Nyloc Nut
35	2306464	Coach Bolt
36	7404048	16 Tooth Shaft Sprocket
37	1905025	Bearing
38	2306463	Coach Bolt



DART CHASSIS (2005 ON.)

39	7404049	16 Tooth Inter Sprocket
40	6402044	Plastic Insert
41	2810068	Spring End Collar
42	6903905	Spring Rod
43	2701072	Rear Pressure Spring
44	2810067	Spring Guide Collar
45	6903904	Spring Spacer
46	6404034	Knob
47	2215049	Spirol Pin
48	1807101	Connecting Link
49	2215140	Spirol Pin -large (included in 7703864, 7704159)
50	2215122	Spirol Pin -small (included in 7703864, 7704159)
51	6903802	Wheel Scraper Arm
52	2309062	Set Screw
53	2303109	Nyloc Nut

**8004003:** Dart Chassis Kit (100 x 100 Tool bar) - excludes items 10, 11

**8004004:** Dart Chassis Kit (180 x 180 Tool bar) - excludes items 10, 11

**8004005:** Dart Chassis Kit (200 x 100 Tool bar) - excludes items 10, 11

KITS: -

8003965 ZP SCRAPER KIT FRONT (ITEMS 6, 7, 8, 9)

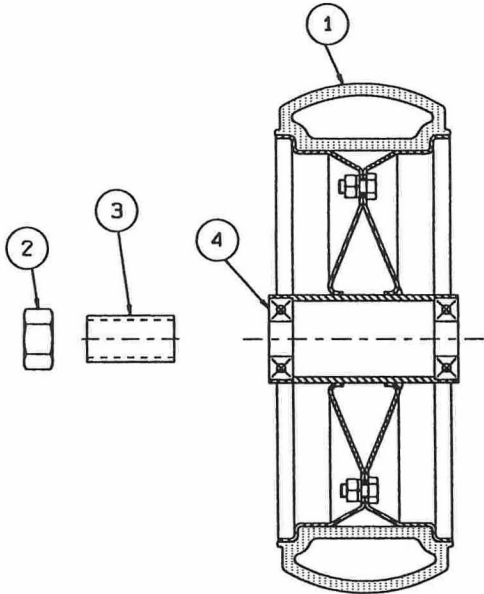
8003961 ZP SCRAPER KIT REAR (ITEMS 6, 8, 10, 11)

8003967 ZP WHEEL & SCRAPER KIT- FRONT (ITEMS 1, 2, 3, 5, 6, 7, 8, 9)

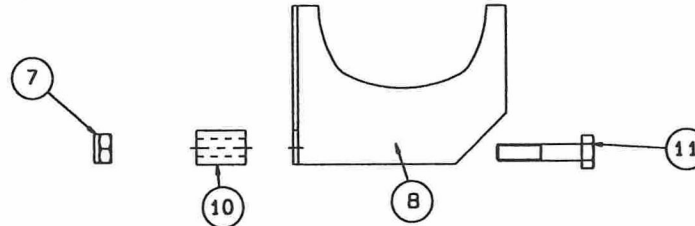
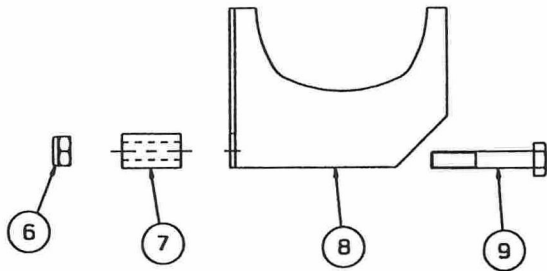
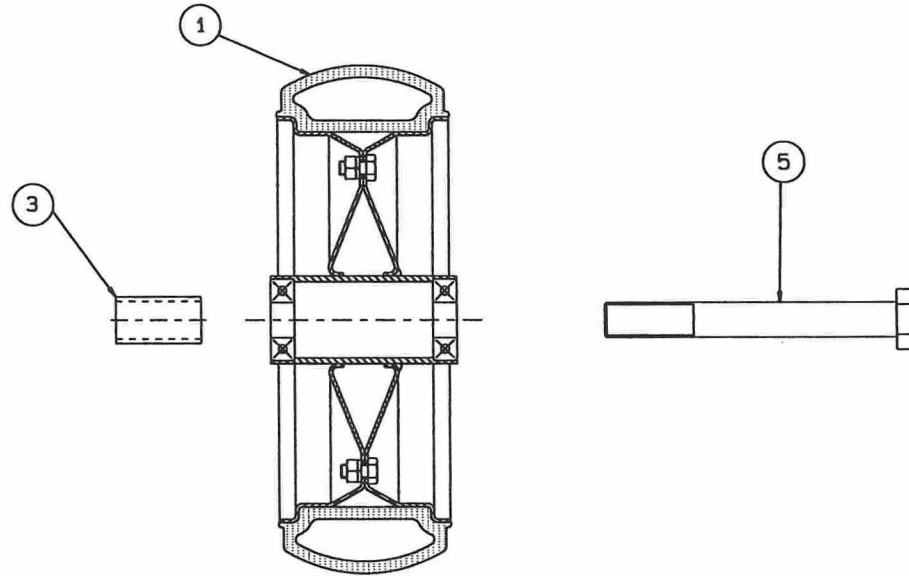
8003966 ZP WHEEL & SCRAPER KIT- REAR (ITEMS 1, 2, 3, 5, 6, 8, 10, 11)

1	5700398	ZERO PRESSURE WHEEL	1
2	2303011	HEX NUT	1
3	6904544	WHEEL SPACER	1
4	1901049	BALL BEARING	2
5	2306173	BOLT	1
6	2303109	NYLOC NUT	AS REQD
7	6904548	SCRAPER SPACER	1
8	6903907	SCRAPER	1
9	2306070	BOLT	1
10	6904547	SCRAPER SPACER	1
11	2306068	BOLT	1

FRONT WHEEL



REAR WHEEL



ZERO PRESSURE WHEELS & SCRAPERS (FRONT & REAR)

KITS: -

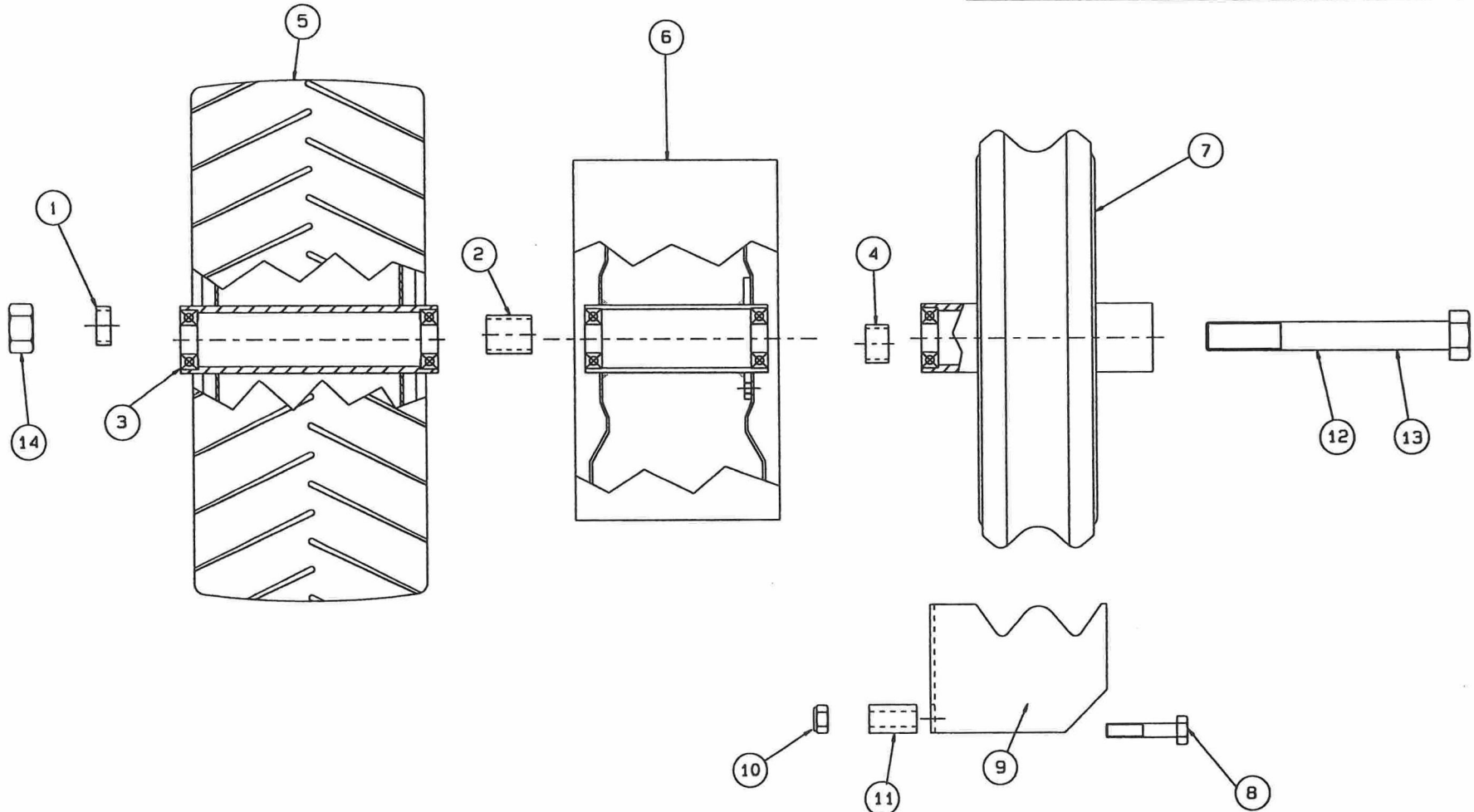
8003973 ZERO PRESSURE CONCAVE (ZPC) WHEEL & SCRAPER KIT (ITEMS 4, 7, 8, 9, 10, 11, 13, 14)

8003974 MEDIUM ZERO PRESSURE (MZP) WHEEL KIT (ITEMS 2, 6, 12, 14)

8003975 LARGE ZERO PRESSURE (LZP) WHEEL KIT (ITEMS 1, 5, 13, 14)

\*\*NOTE: LZP, MZP AND ZPC WHEELS ARE COMPLETE WITH BEARINGS 1901049\*\*

1	6903906	LZP SPACER	1
2	6904064	MZP SPACER	1
3	1901049	BALL BEARING	2
4	6903961	ZPC SPACER	1
5	5700387	LZP WHEEL	1
6	5700422	MZP WHEEL	1
7	5700404	ZPC WHEEL	1
8	2306068	BOLT	1
9	6903694	ZP CONCAVE SCRAPER	1
10	2303109	NYLOC NUT-FULL	3
11	6904548	SCRAPER SPACER	1
12	2306174	BOLT (MZP)	1
13	2306176	BOLT (LZP/ZPC)	1
14	2303011	HEX NUT	1



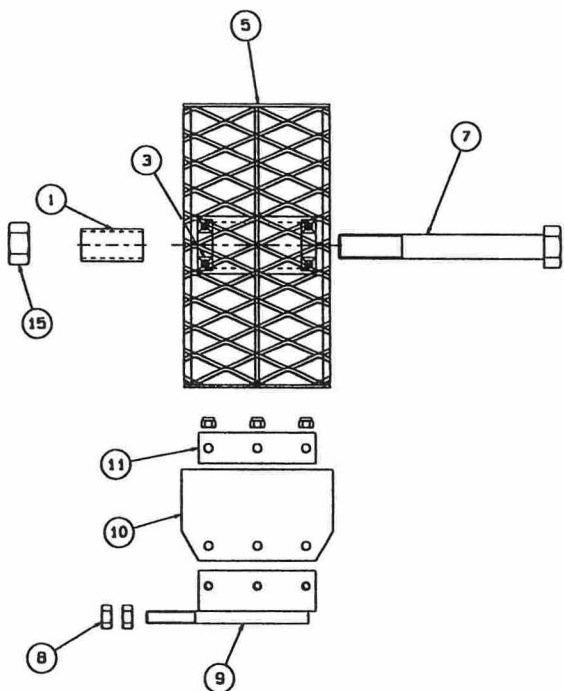
LARGE, MEDIUM AND CONCAVE ZERO PRESSURE WHEELS & SCRAPERS

KITS: -

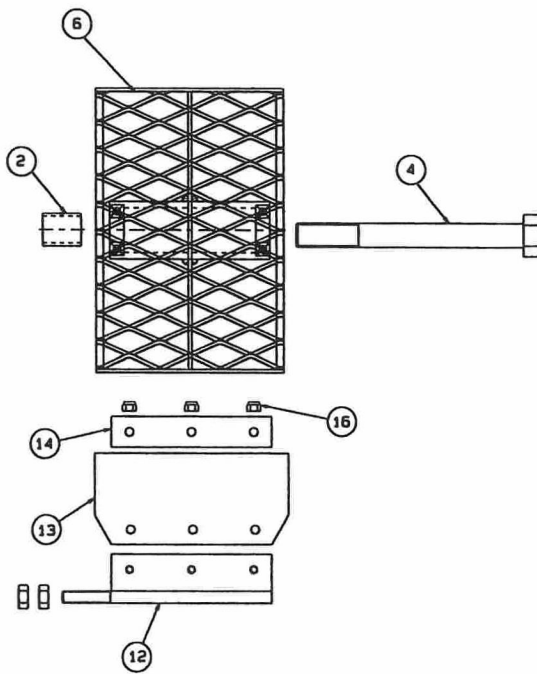
8003962 120 WHEEL SCRAPER (ITEMS 8, 9, 10, 11, 16)  
 8003963 160 WHEEL SCRAPER (ITEMS 8, 12, 13, 14, 16)  
 8003957 200 WHEEL SCRAPER (ITEMS 8, 16, 20, 21, 22)

8003968 120C WHEEL & SCRAPER KIT (ITEMS 1, 5, 7, 8, 9, 10, 11, 15, 16)  
 8003970 160C WHEEL & SCRAPER KIT (ITEMS 2, 4, 6, 8, 12, 13, 14, 15, 16)  
 8004021 200C WHEEL & SCRAPER KIT (ITEMS 8, 15, 16, 17, 18, 19, 20, 21, 22)

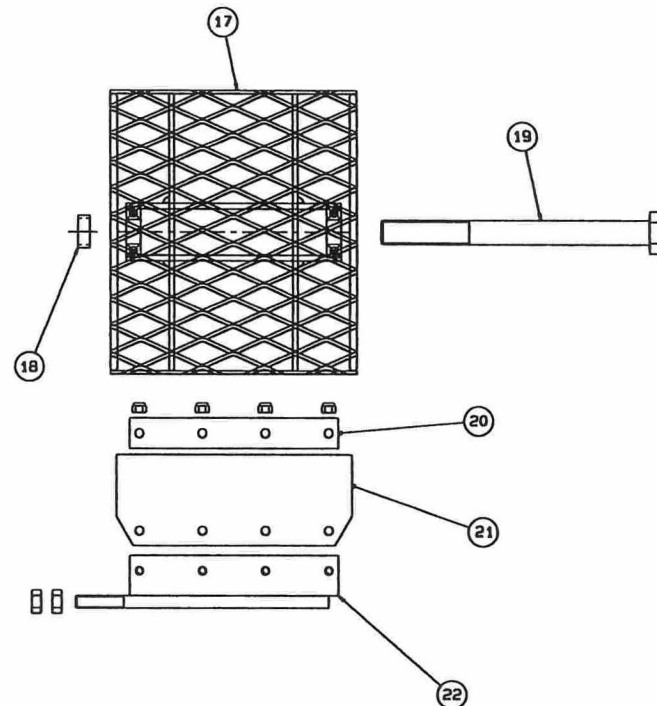
1	6904545	120 WHEEL SPACER	1
2	6904543	160 WHEEL SPACER	1
3	1901049	BALL BEARING	2
4	2306174	BOLT (160C WHEEL)	1
5	7704198	120C WHEEL-COMP ASSY	1
6	7703846	160C WHEEL-COMP ASSY	1
7	2306172	BOLT (120C WHEEL)	1
8	2303008	HEXAGON NUT	2
9	7404804	120 SCRAPER PLATE	1
10	6903541	120 SCRAPER BLADE	1
11	6903542	120 SCRAPER CLAMP	1
12	7404806	160 SCRAPER PLATE	1
13	6903720	160 SCRAPER BLADE	1
14	6903721	160 SCRAPER CLAMP	1
15	2303011	HEX NUT	1
16	2303091	NYLOC NUT-FULL	AS REQ.
17	2704384	200C WHEEL-COMP ASSY	1
18	6903906	WHEEL SPACER	1
19	2303047	BOLT (200S WHEEL)	1
20	6903648	200 SCRAPER CLAMP	1
21	6903647	200 SCRAPER BLADE	1
22	7404809	200 SCRAPER PLATE	1



120 CAGE WHEEL



160 CAGE WHEEL



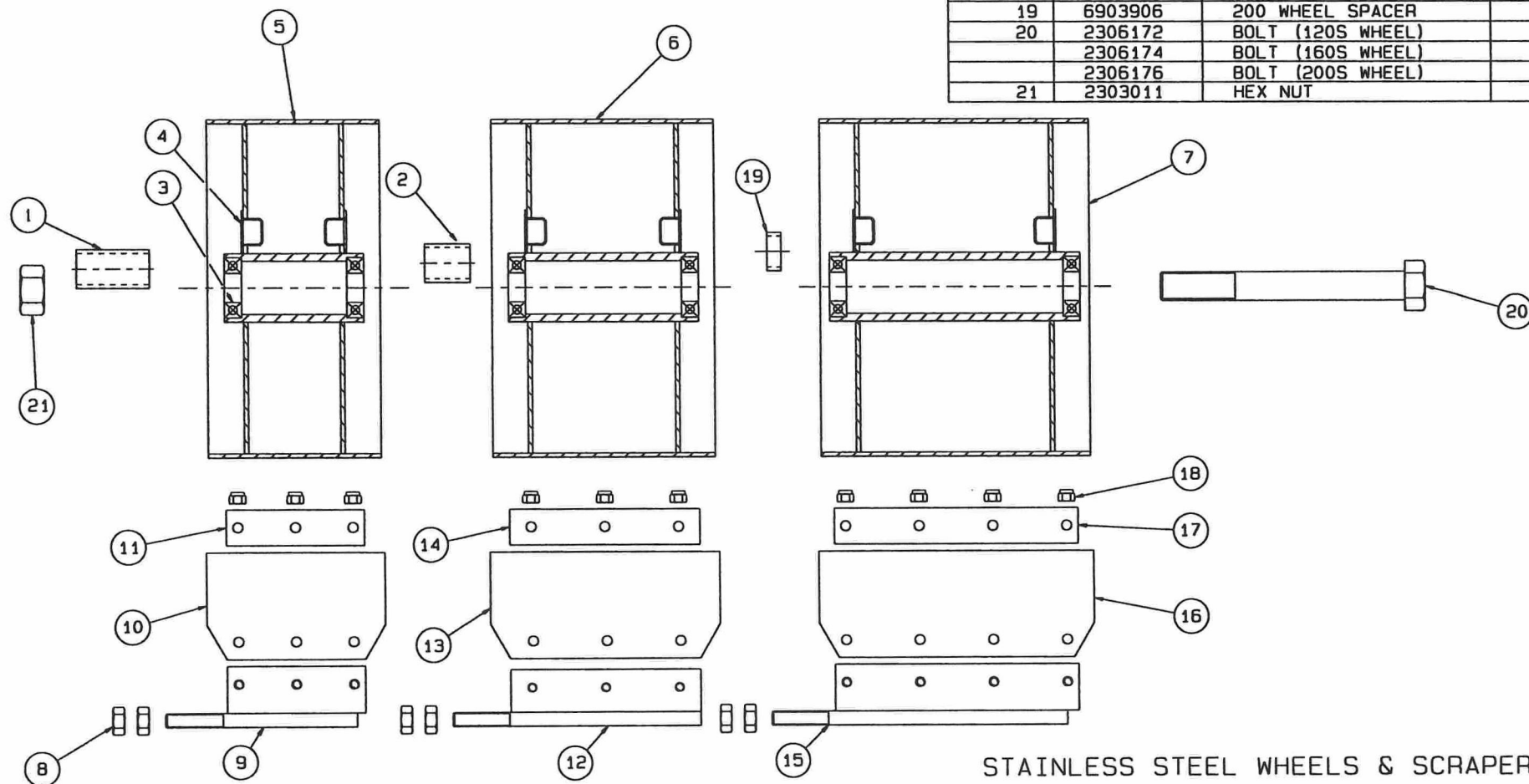
200 CAGE WHEEL

CAGE WHEELS & SCRAPERS

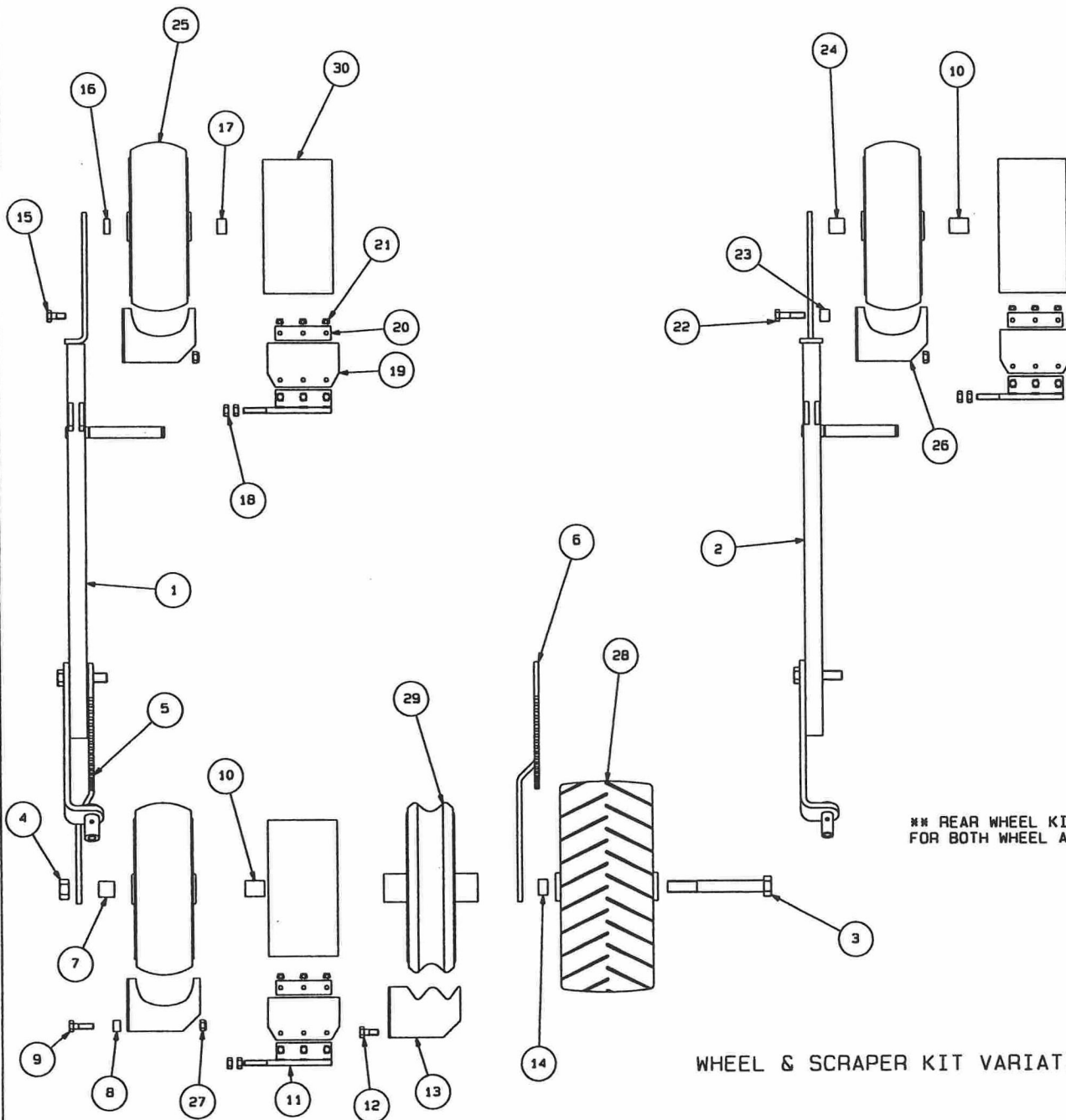
KITS: -

- 8003962 120 WHEEL SCRAPER (ITEMS 8, 9, 10, 11, 18)
- 8003963 160 WHEEL SCRAPER (ITEMS 8, 12, 13, 14, 18)
- 8003957 200 WHEEL SCRAPER (ITEMS 8, 15, 16, 17, 18)
  
- 8003969 120S WHEEL & SCRAPER KIT (ITEMS 1, 5, 8, 9, 10, 11, 18, 20, 21)
- 8003971 160S WHEEL & SCRAPER KIT (ITEMS 2, 6, 8, 12, 13, 14, 18, 20, 21)
- 8003972 200S WHEEL & SCRAPER KIT (ITEMS 7, 8, 15, 16, 18, 18, 19, 20, 21)

1	6904545	120 WHEEL SPACER	1
2	6904543	160 WHEEL SPACER	1
3	1901049	BALL BEARING	2
4	2830001	RUBBER BUNG	2
5	7703705	120S WHEEL-COMP ASSY	1
6	7703845	160S WHEEL-COMP ASSY	1
7	7703718	200S WHEEL-COMP ASSY	1
8	2303008	HEXAGON NUT	2
9	7403893	120 SCRAPER PLATE	1
10	6903541	120 SCRAPER BLADE	1
11	6903542	120 SCRAPER CLAMP	1
12	7404091	160 SCRAPER PLATE	1
13	6903720	160 SCRAPER BLADE	1
14	6903721	160 SCRAPER CLAMP	1
15	7403902	200 SCRAPER PLATE	1
16	6903647	200 SCRAPER BLADE	1
17	6903648	200 SCRAPER CLAMP	1
18	2303091	NYLOC NUT-FULL	AS REQ.
19	6903906	200 WHEEL SPACER	1
20	2306172	BOLT (120S WHEEL)	1
	2306174	BOLT (160S WHEEL)	1
	2306176	BOLT (200S WHEEL)	1
21	2303011	HEX NUT	1



STAINLESS STEEL WHEELS & SCRAPERS



1	7404271	WHEEL ARM (PRE JUL 01)	1
2	7404613	WHEEL ARM	1
3	2306176	BOLT (REAR LZP)	1
	2306174	BOLT (REAR ZPC)	1
	2306171	BOLT (REAR 120S/S)	1
	2306172	BOLT (REAR ZP)	1
4	2303011	HEX. NUT	1
5	6903903	R/W DEPTH ADJ. PLATE	1
6	6904134	R/W DEPTH ADJ. PLATE (LZP)	1
7	6904090	REAR WHEEL SPACER (ZP)	1
8	6904092	ZP SCRAPER SPACER	1
9	2306065	BOLT	1
10	6904064	REAR WHEEL SPACER (120S)	1
11	7403893	120 SCRAPER PLATE	1
12	2309062	BOLT	1
13	6903694	ZP CONCAVE SCRAPER	1
14	6903761	REAR WHEEL SPACER (LZP)	1
15	2309062	BOLT	1
16	6903906	FRONT WHEEL SPACER (ZP)	1
17	6903761	FRONT WHL SPACER (120S/S)	1
18	2303008	HEX. NUT	2
19	6903541	120 SCRAPER BLADE	1
20	6903542	SCRAPER CLAMP	1
21	2303091	HEX. NUT	3
22	2306066	BOLT	1
23	6904345	ZP SCRAPER SPACER	1
24	6903907	FRONT WHEEL SPACER (ZP)	1
25	5700398	ZP WHEEL ASSEMBLY	1
26	6903907	ZP WHEEL SCRAPER	1
27	2303109	NYLOC NUT	1
28	5700387	LZP WHEEL ASSEMBLY	1
29	5700404	ZPC WHEEL ASSEMBLY	1
30	7703705	120S WHEEL ASSEMBLY	1

\*\* REAR WHEEL KITS, SAME FOR BOTH WHEEL ARMS \*\*

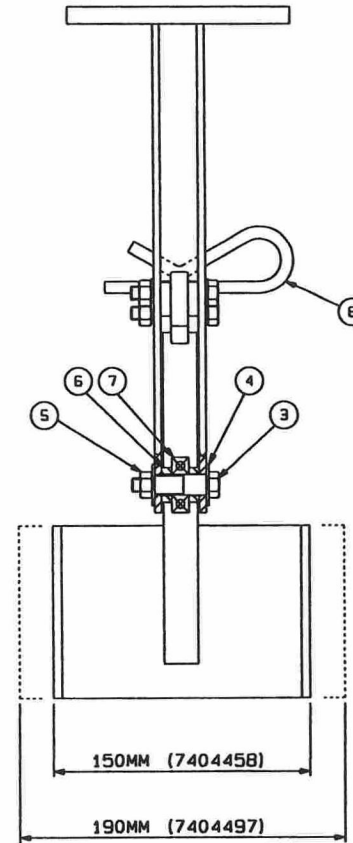
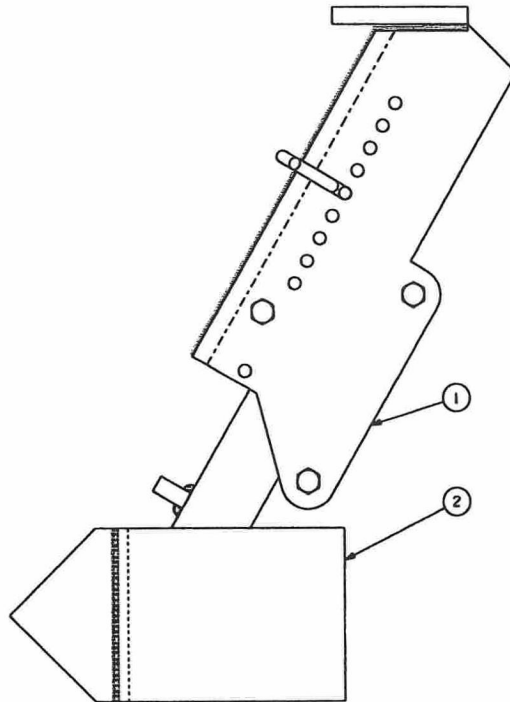
WHEEL & SCRAPER KIT VARIATIONS



KITS:

7704140 150 CLOD DEFLECTOR ASSY  
 7704165 190 CLOD DEFLECTOR ASSY

1	7404457	CLOD DEFLECTOR TRACK	1
2	7404458	150 CLOD DEFLECTOR	1
	7404497	190 CLOD DEFLECTOR	1
3	2306039	HEX BOLT	3
4	2311089	FLAT WASHER	6
5	2303092	NYLOC NUT	3
6	6904132	BEARING SPACER	6
7	1901101	BALL BEARING	3
8	2705010	LOCKING CLIP	1



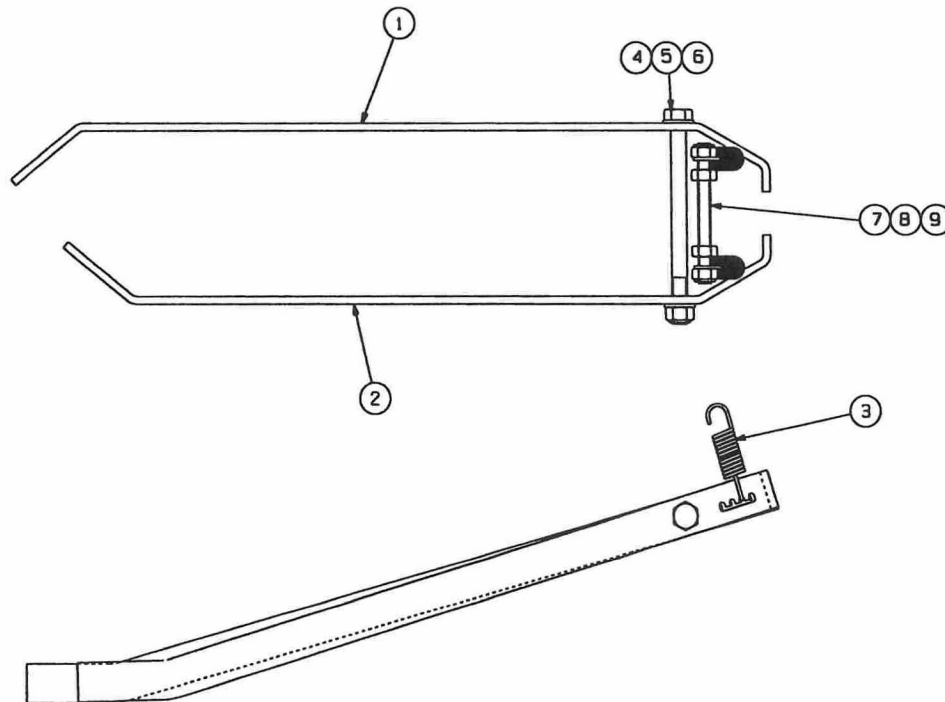
CLOD DEFLECTORS

KIT:

8003591

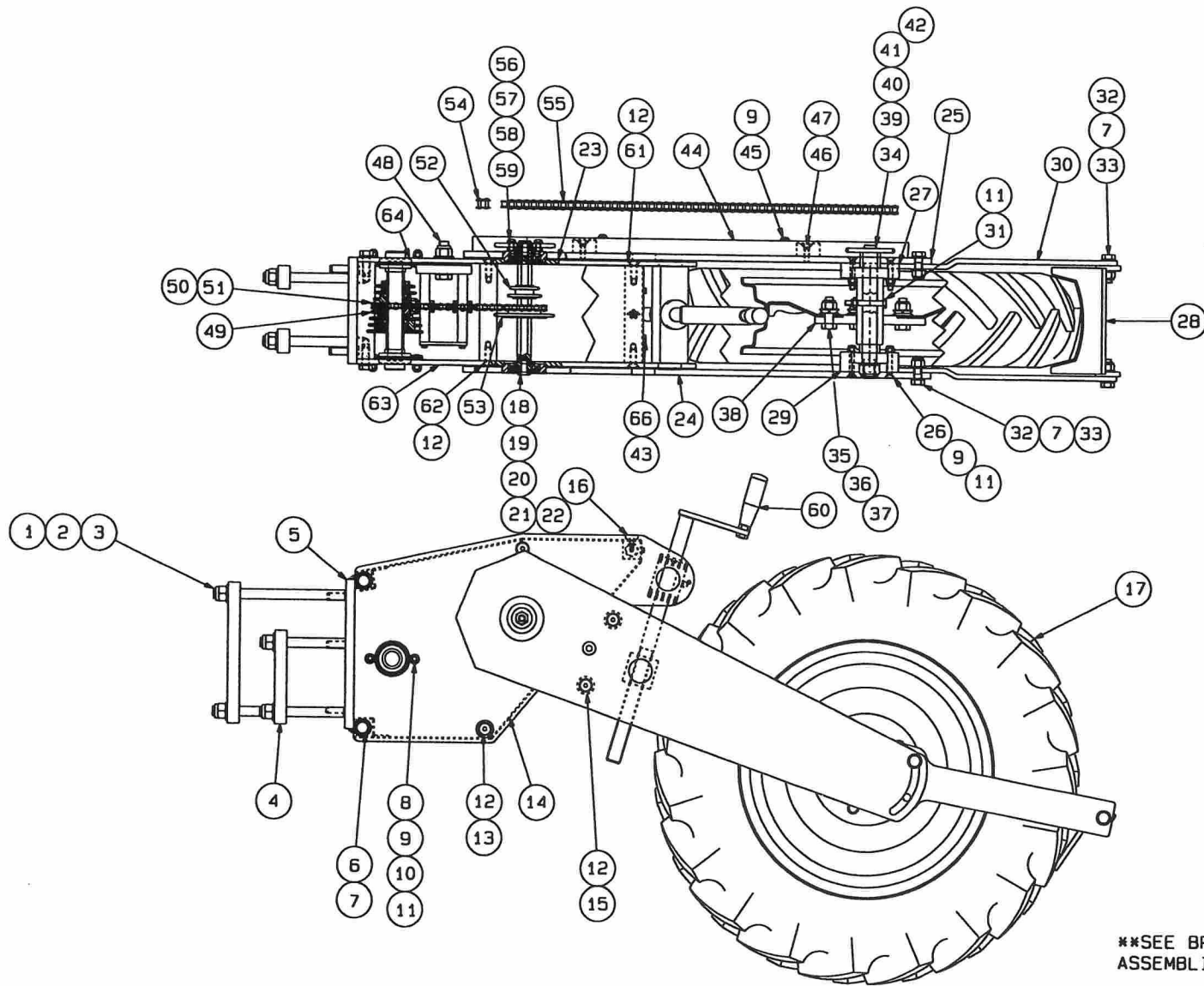
ARM COV. KIT STAGGERED

1	6903816	L/H ARM COVERER	1
2	6903836	R/H ARM COVERER S	1
3	2702002	TENSION SPRING	2
4	2306112	BOLT	1
5	2311091	WASHER	2
6	2303128	PHILIDAS NUT	1
7	6903801	COVERER SPRING STUD	1
8	2303109	NYLOC NUT	2
9	2303008	HEX. NUT	2



ARM COVERERS

BLANK PAGE

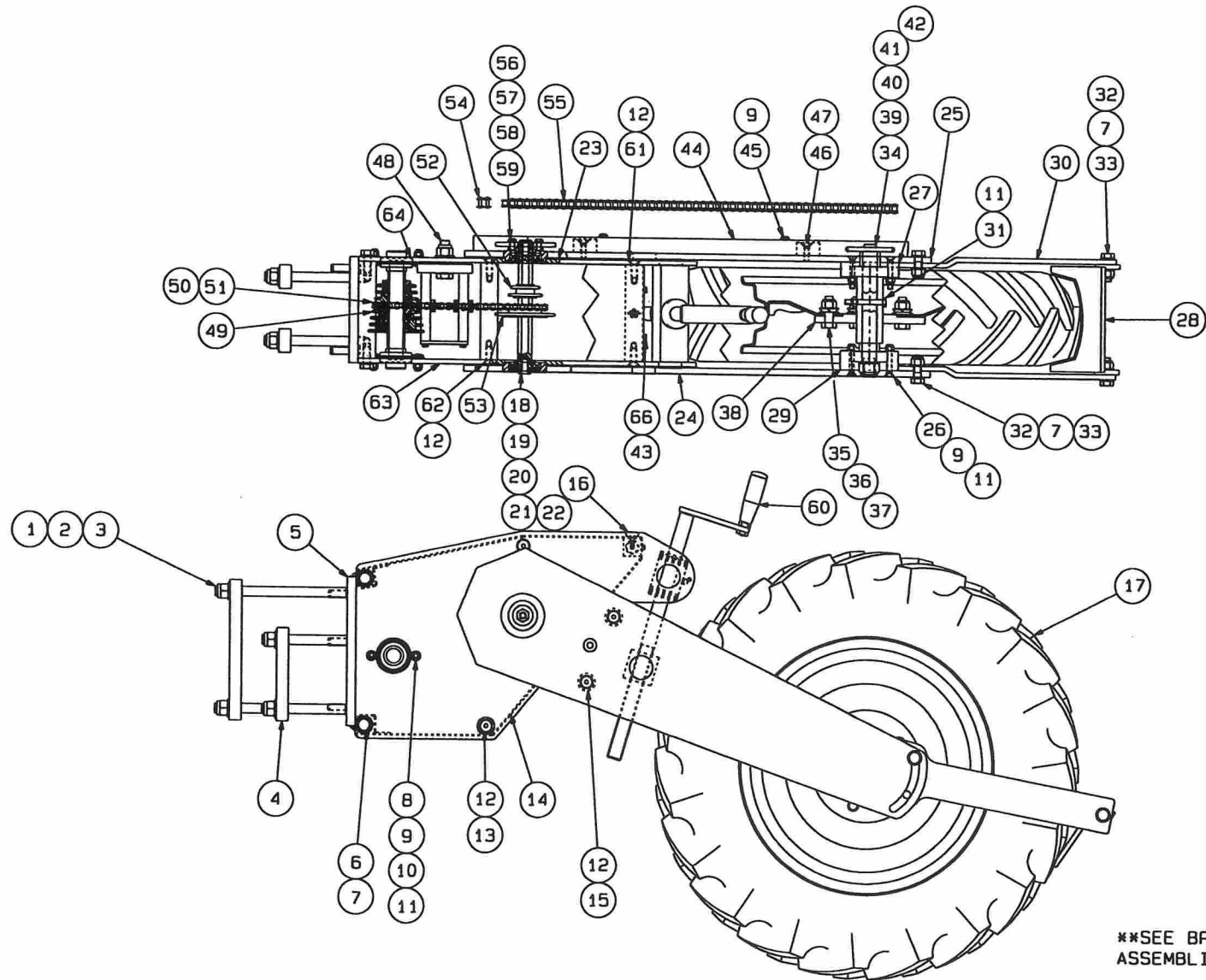


\*\*SEE BREAKDOWN OF PARTS AND ASSEMBLIES ON FOLLOWING PAGES

DART ADJUSTABLE CHAIN LAND DRIVE WHEEL

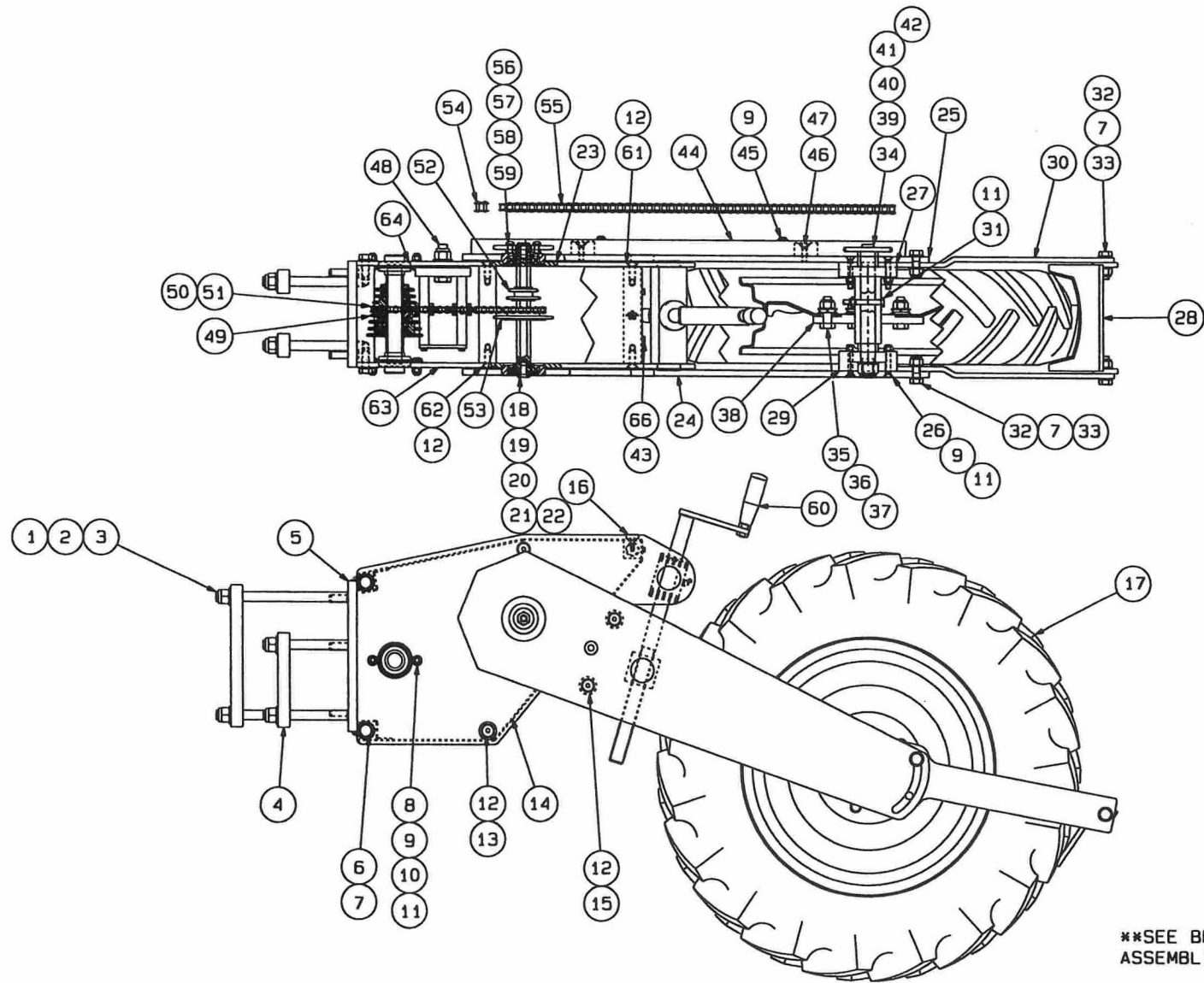
## Dart Adjustable Land Wheel

<b>Item no:</b>	<b>Part no:</b>	<b>Description:</b>
1	6904150	Gear box stud (180mm toolbar)
	6903980	Gear box stud (100mm toolbar)
	6904115	Gear box stud (200 x 100mm toolbar)
2	2303095	Nyloc nut
3	2311092	Flat washer
4	6904151	Clasp plate (180mm toolbar)
	6903077	Clasp plate (100mm and 100 x 200mm toolbar)
5	7704241	Gear box front plate assy. (180mm toolbar)
	7704239	Gear box front plate assy. (100mm and 100 x 200mm toolbar)
	7404614	<i>Gear box front plate</i>
	2215122	<i>Spirol pin</i>
	2215140	<i>Spirol pin</i>
6	2309078	Set screw
7	2311091	Flat washer
8	2306464	Coach bolt
9	2311089	Flat washer
10	1905006	Bearing
11	2303092	Nyloc nut
12	2376079	Socket countersunk screw
13	6904319	Gearbox spacer
14	7404626	Bottom cover w/a
15	6904330	Wheel arm spacer
16	7704246	Top cover assy.
	2387017	<i>Wing stud</i>
	2387018	<i>Retainer</i>
	7404625	<i>Top cover w/a</i>
17	5700389	Wheel & Tyre
	5700356	<i>Tyre</i>
	5700357	<i>Tube</i>
	5700388	<i>Wheel</i>
18	6904322	Input shaft
19	2217003	Ext. circlip
20	6904321	Input shaft hub
21	1901051	Ball bearing
22	2217009	Ext. circlip
23	6904331	Wheel arm washer



DART ADJUSTABLE CHAIN LAND DRIVE WHEEL

24	6904328	Wheel arm L/H
25	6904329	Wheel arm R/H
26	2376069	Socket countersunk screw
27	7704310	Wheel bearing hub R/H assy.
	1901160	<i>Bearing</i>
	6904407	<i>Bearing hub R/H</i>
28	7404627	Wheel scraper
29	7704311	Wheel bearing hub L/H assy.
	1901160	<i>Bearing</i>
	6904410	<i>Bearing hub L/H</i>
30	6904332	Scraper arm
31	2306043	Bolt
32	2306096	Bolt
33	2303094	Nyloc nut
34	7404622	19t wheel spindle
35	2306560	Bolt
36	2311391	Conical washer
37	2303103	Nyloc nut
38	7404623	Wheel hub
39	6904409	Wheel spindle spacer R/H
40	6904408	Wheel spindle spacer L/H
41	2311093	Flat washer
42	2303096	Nyloc nut
43	2311132	Flat washer
44	7404624	Chain guard
45	2377085	Socket button head screw
46	6904333	Jockey
47	2376064	Socket countersunk screw
48	7704243	Secondary drive jockey assy. (see breakdown- other page)
49	7404619	8 sprocket cluster
50	1830003	65pitch chain
51	1830001	Connecting link
52	1707151	11/13T sliding sprocket
53	1707086	17/24T sliding sprocket
54	1808065	Connecting link
55	1808083	125 pitch chain (24T sprocket)
56	2377079	Socket button head screw
57	2311215	Spring washer



DART ADJUSTABLE CHAIN LAND DRIVE WHEEL



58	1708062	24T primary driven sprocket
59	6904336	Primary driven hub
60	7704245	Jack screw assy. (see breakdown -other page)
	7704283	Jack screw assy. -spring loaded (see breakdown - other page
61	7704244	Gearbox rear spacer assy.
62	6904319	Gearbox spacer
63	7404615	Gearbox side L/H
64	7404616	Gearbox side R/H
65	7704283	Jack screw (spring loaded- assy.)
66	2309022	Set screw
67	6406389	S/A label- gear setting (not illustrated)
	6406395	S/A label- gear setting (not illustrated)

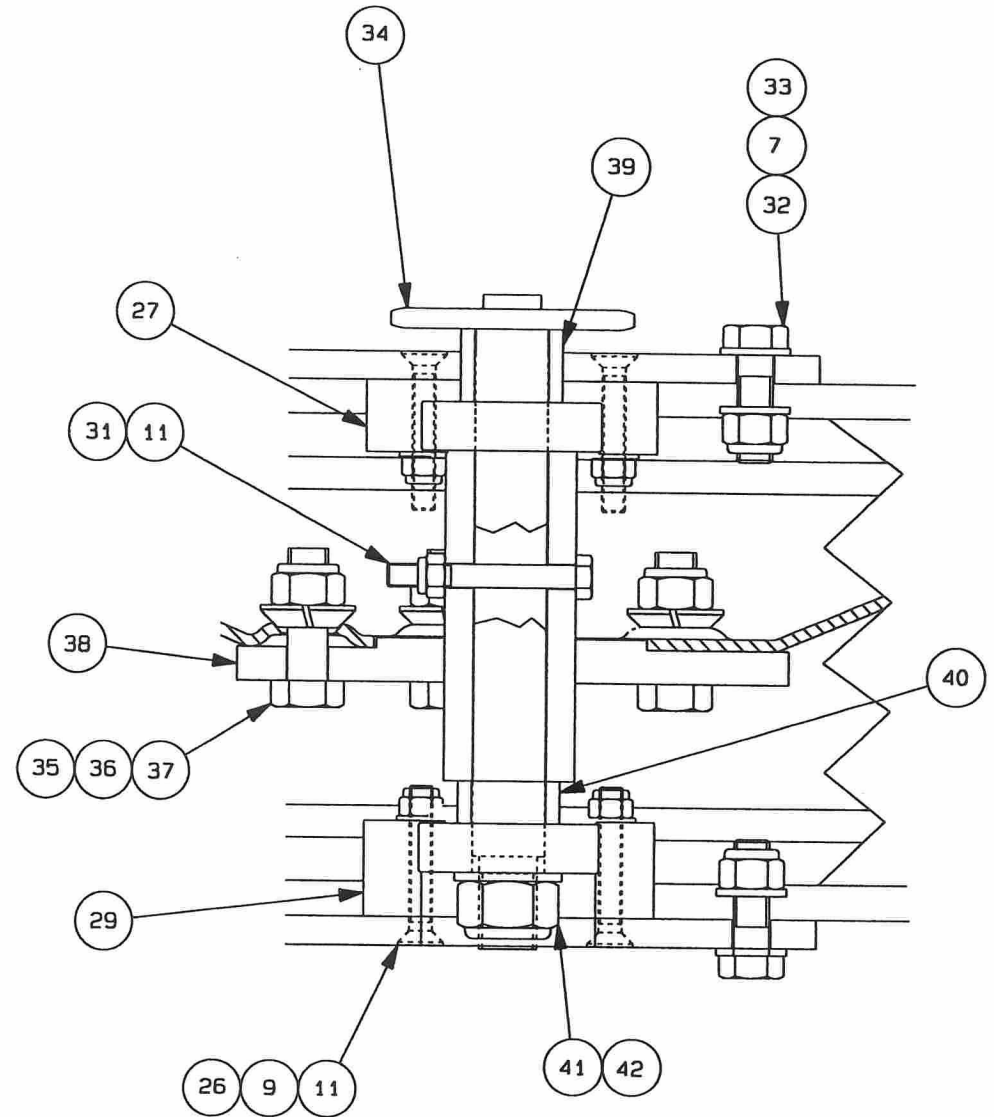
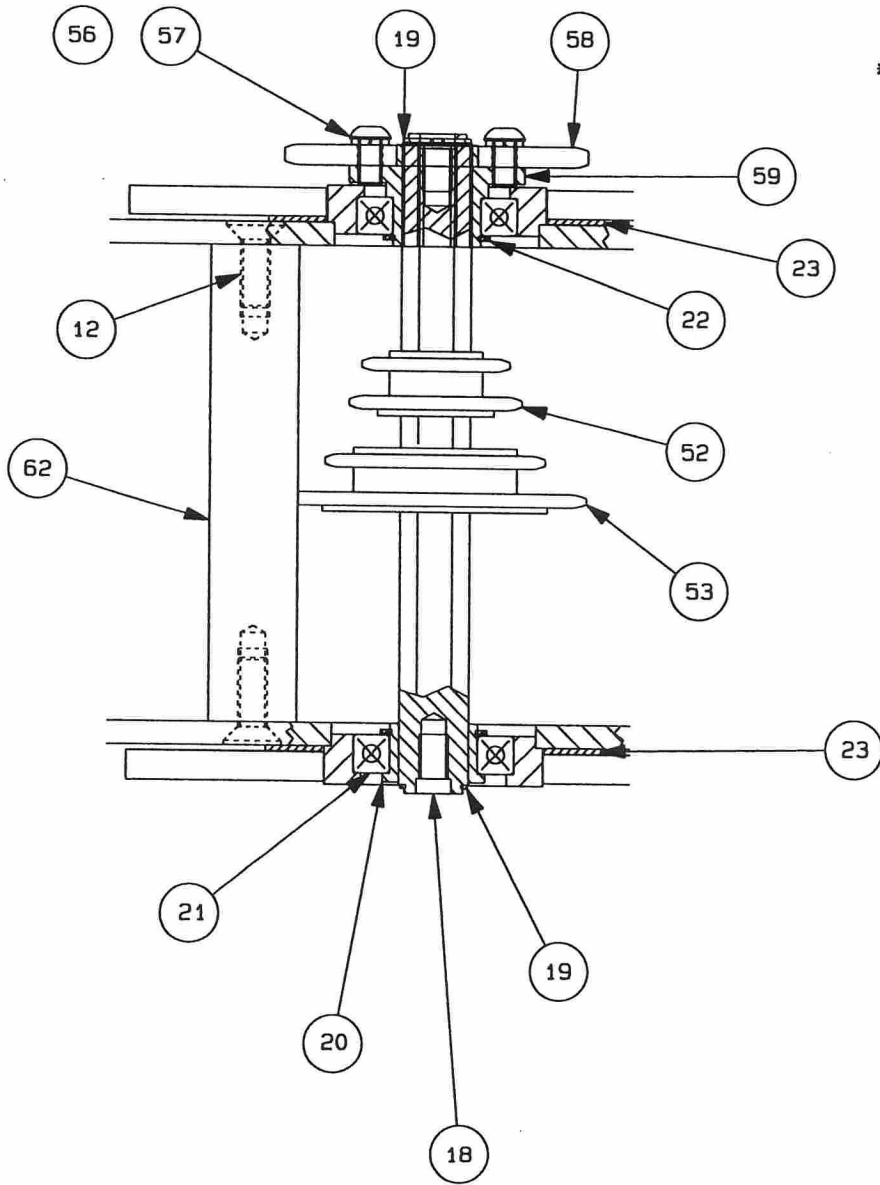
#### Assemblies

8003852	Chain land drive wheel (100 x 100 toolbar)
7704267	Support land wheel (100 x 100 toolbar)
8003858	Chain land drive wheel (100 x 100 toolbar) - spring loaded
7704268	Support land wheel (100 x 100 toolbar) - microband/ F180
8003855	Chain land drive wheel (180 x 180 toolbar)
7704270	Support land wheel (180 x 180 toolbar)
8003861	Chain land drive wheel (180 x 180 toolbar) - spring loaded
7704271	Support land wheel (180 x 180 toolbar) - microband/ F180
8003889	Chain land drive wheel (210 x 100 toolbar)
7704303	Support land wheel (210 x 100 toolbar)
8003890	Chain land drive wheel (210 x 100 toolbar) - spring loaded
7704367	Support land wheel (210 x 100 toolbar) - microband/ F180

\*\* See Separate pages for :-

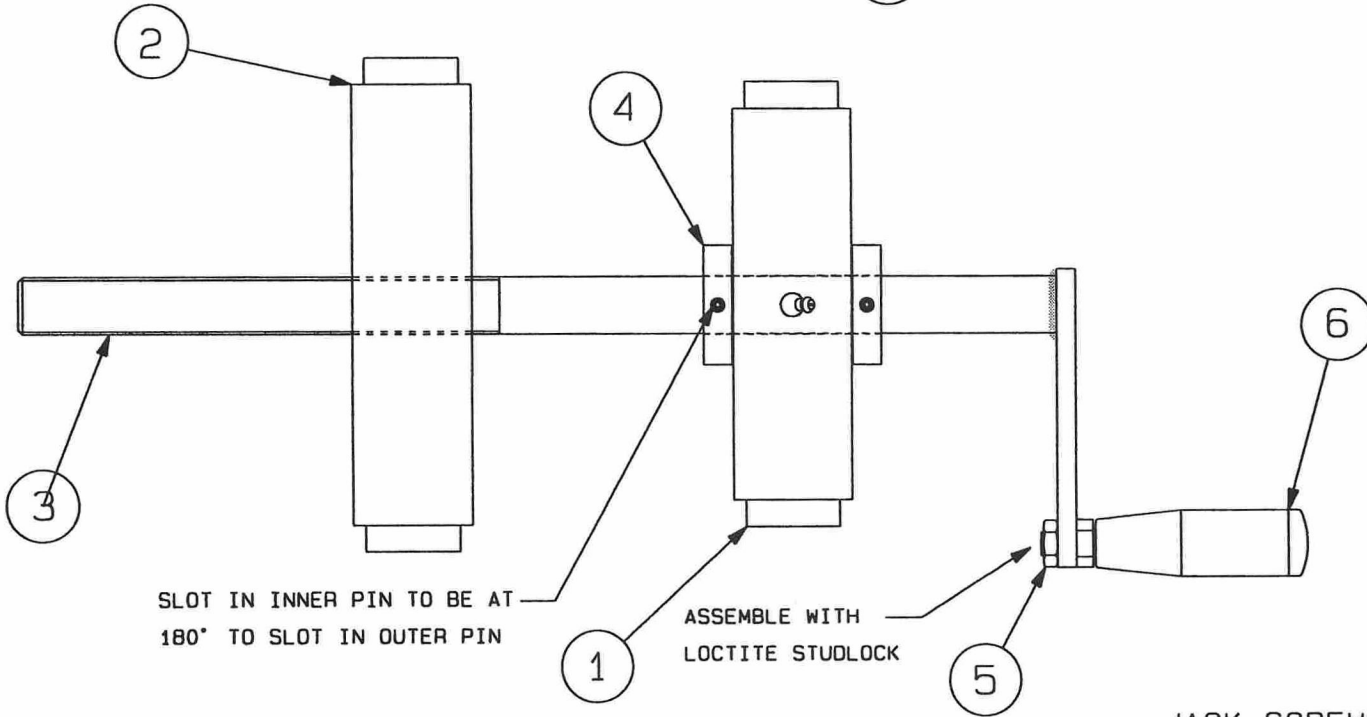
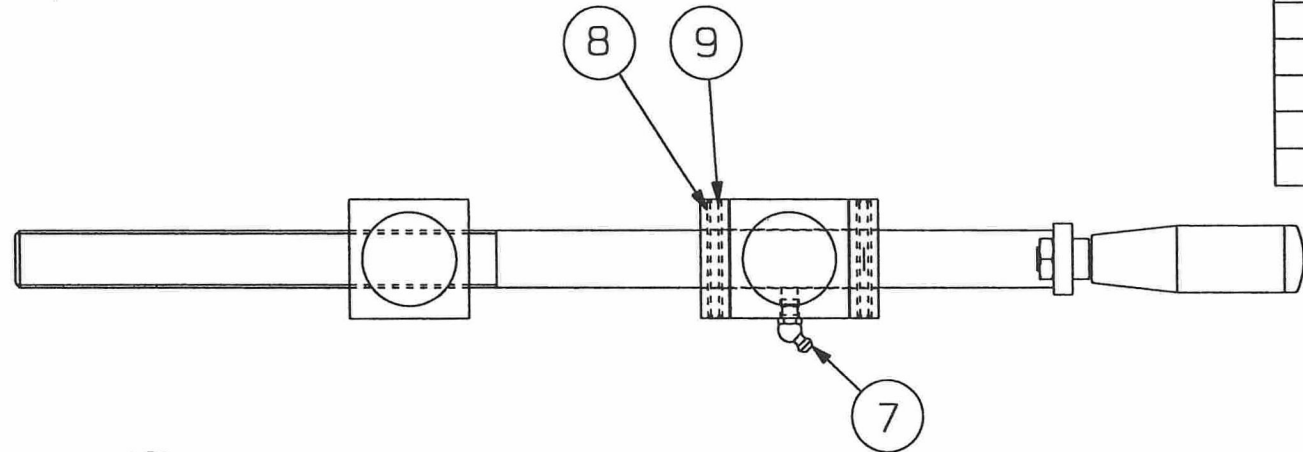
Microband / F180 drive parts  
Secondary drive jockey  
Detail on adjustable Land drive wheel  
Jack screw assembly  
Jack screw assembly - spring loaded

\*\*REFER TO PART NUMBERS ON PREVIOUS PAGES\*\*



DETAIL ON ADJ. CHAIN LAND DRIVE WHEEL

ITEM	PART No.	DESCRIPTION
1	6904325	TRUNION - PLAIN
2	6904326	TRUNION - TAPPED
3	7404620	JACK SCREW
4	6904327	JACK SCREW COLLAR
5	2303044	LOCKNUT
6	6404036	HANDLE
7	6401018	GREASER
8	2215306	TENSION PIN- LARGE
9	2215403	TENSION PIN- SMALL

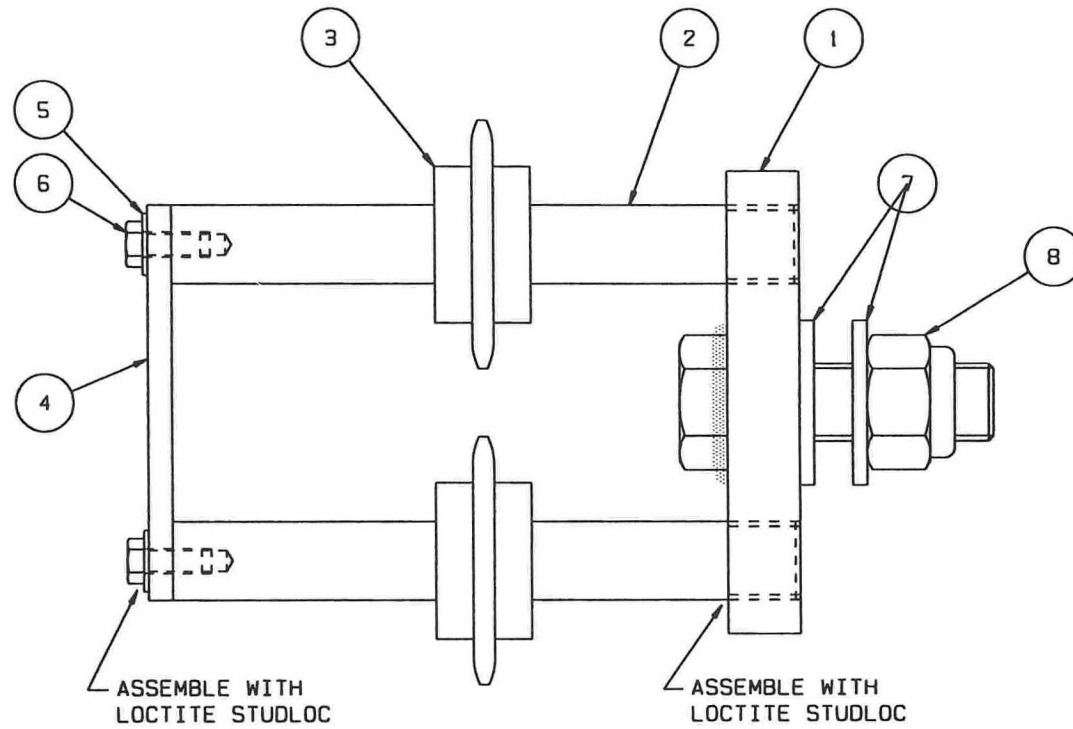


SLOT IN INNER PIN TO BE AT 180° TO SLOT IN OUTER PIN

ASSEMBLE WITH LOCTITE STUDLOCK

JACK SCREW ASSEMBLY -7704245

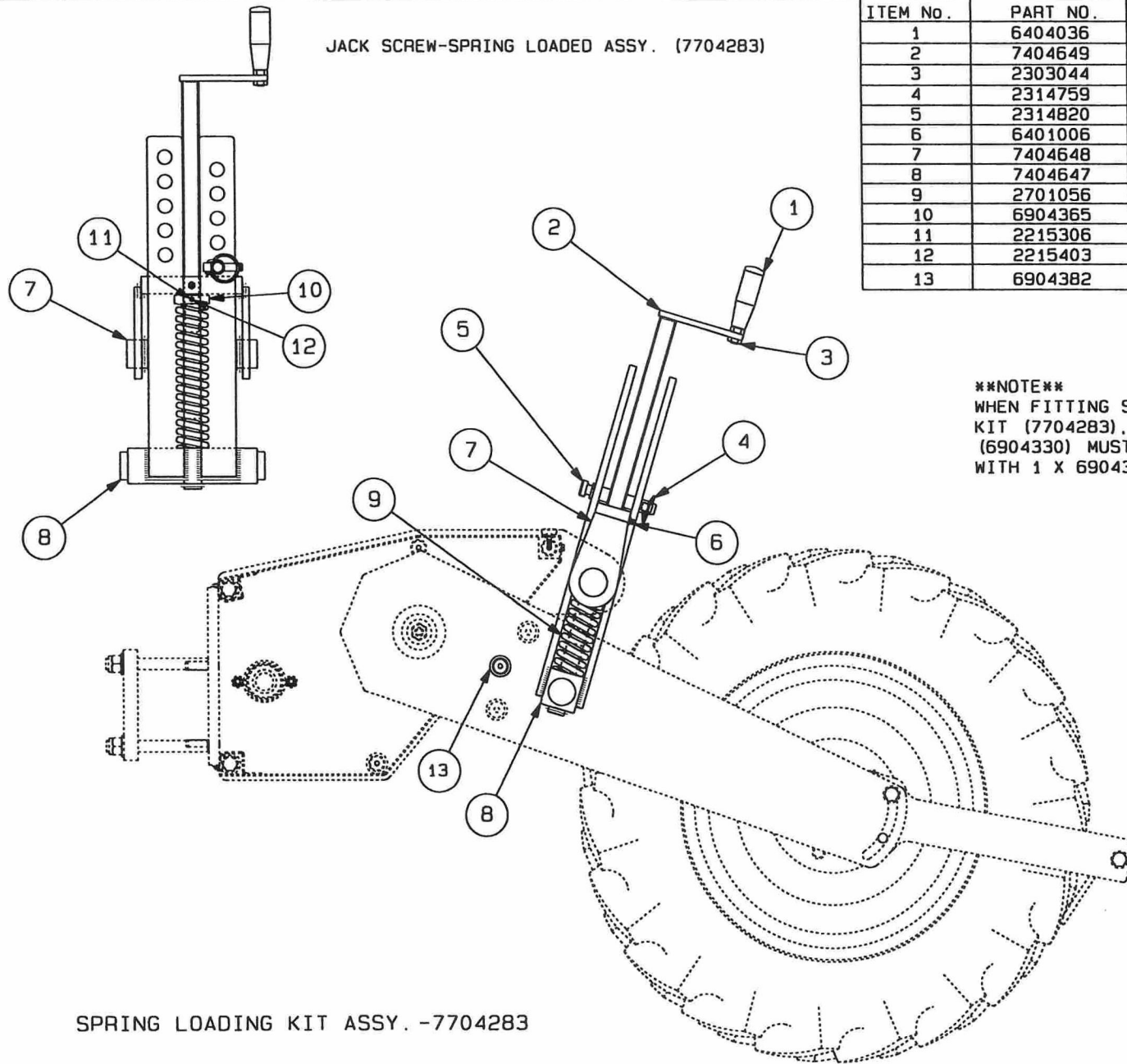
ITEM	PART No.	DESCRIPTION
1	7404617	JOCKEY BASE-WA
2	6904323	JOCKEY SPINDLE
3	7704242	11T JOC. SPROCK.-ASSY
4	6904324	SPINDLE TIE
5	2311132	FLAT WASHER
6	2309022	SET SCREW
7	2311137	FLAT WASHER
8	2303095	NYLOC NUT



SECONDARY DRIVE JOCKEY ASSEMBLY- 7704243


JACK SCREW-SPRING LOADED ASSY. (7704283)

ITEM No.	PART NO.	DESCRIPTION
1	6404036	HANDLE
2	7404649	JACK SCREW
3	2303044	LOCKNUT
4	2314759	LYNCH PIN
5	2314820	LINK PIN
6	6401006	GREASE NIPPLE
7	7404648	GEARBOX TRUNION
8	7404647	WHEEL ARM TRUNION
9	2701056	COMPRESSION SPRING
10	6904365	JACK SCREW COLLAR
11	2215306	TENSION PIN (LARGE)
12	2215403	TENSION PIN (SMALL)
13	6904382	WHEEL ARM SPACER (S/L)

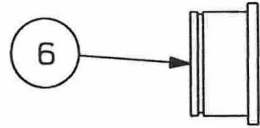


**\*\*NOTE\*\***  
 WHEN FITTING SPRING LOADED JACK SCREW  
 KIT (7704283), 2X WHEEL ARM SPACERS  
 (6904330) MUST BE REMOVED, AND REPLACED  
 WITH 1 X 6904382- AS SHOWN BY ITEM 13

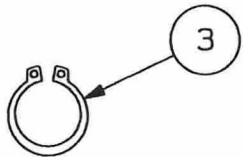
SPRING LOADING KIT ASSY. -7704283



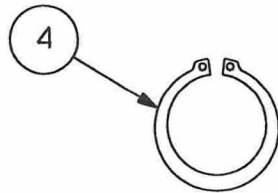
5



6



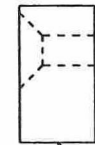
3



4



8



9

2

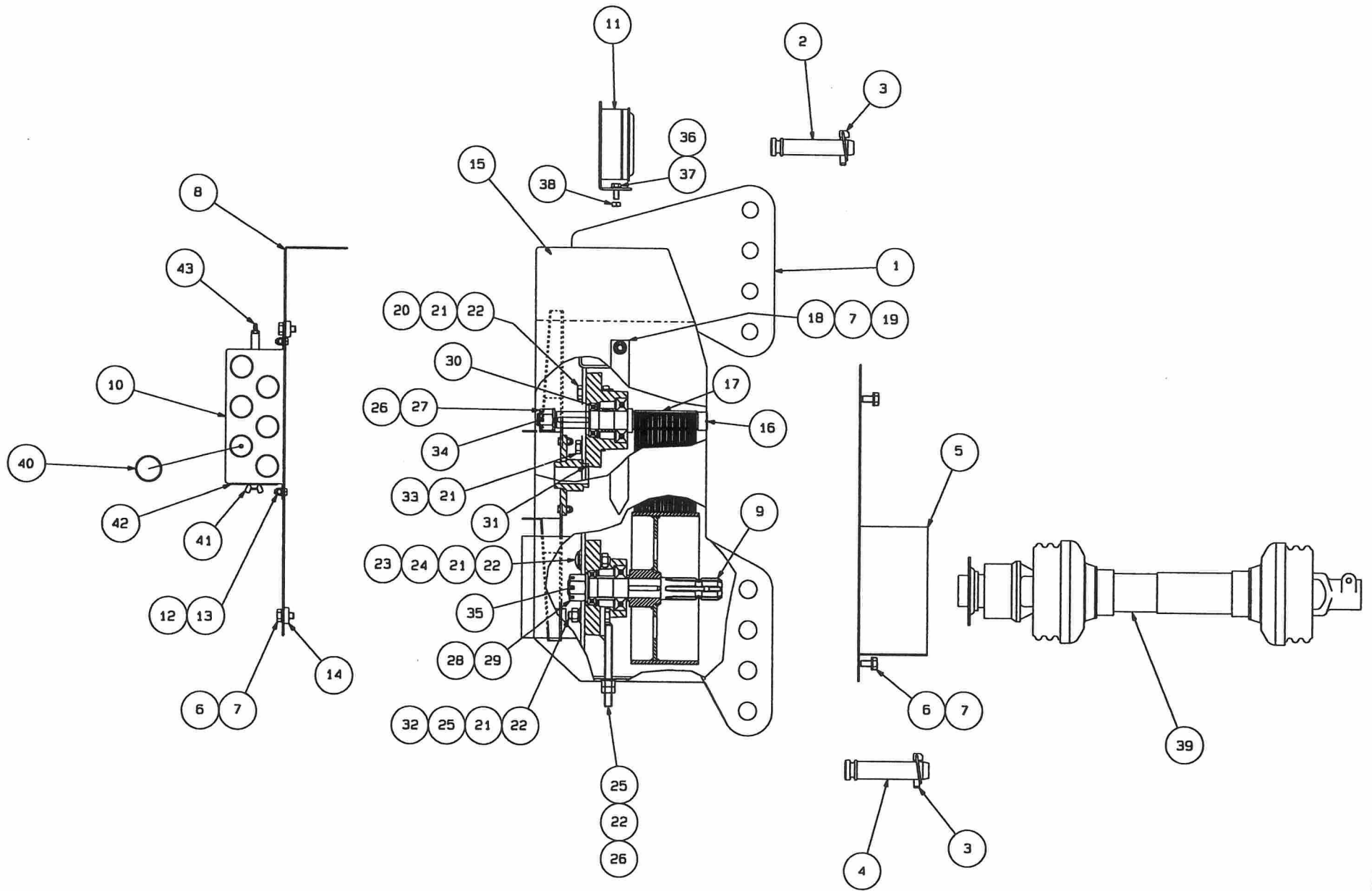


1

ITEM	PART No.	DESCRIPTION
1	1808065	CONNECTING LINK
2	1808083	125 PITCH CHAIN
3	2217003	EXT. CIRCLIP
4	2217009	EXT. CIRCLIP
5	7404621	24T DRIVEN SPROCKET
6	6904321	INPUT SHAFT HUB
7	6904420	INPUT SHAFT
8	2376064	SKT. CSK. SCREW
9	6904333	DRIVE JOCKEY

MICROBAND / F180 DRIVE PARTS

BLANK PAGE



HEADSTOCK AND 12ROW FAN ASSEMBLY



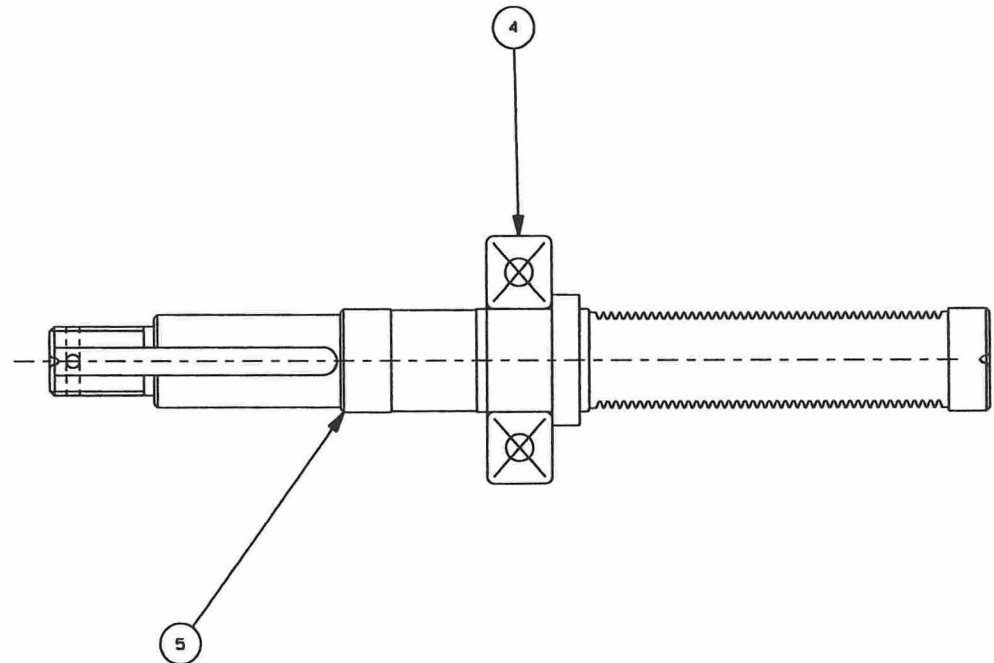
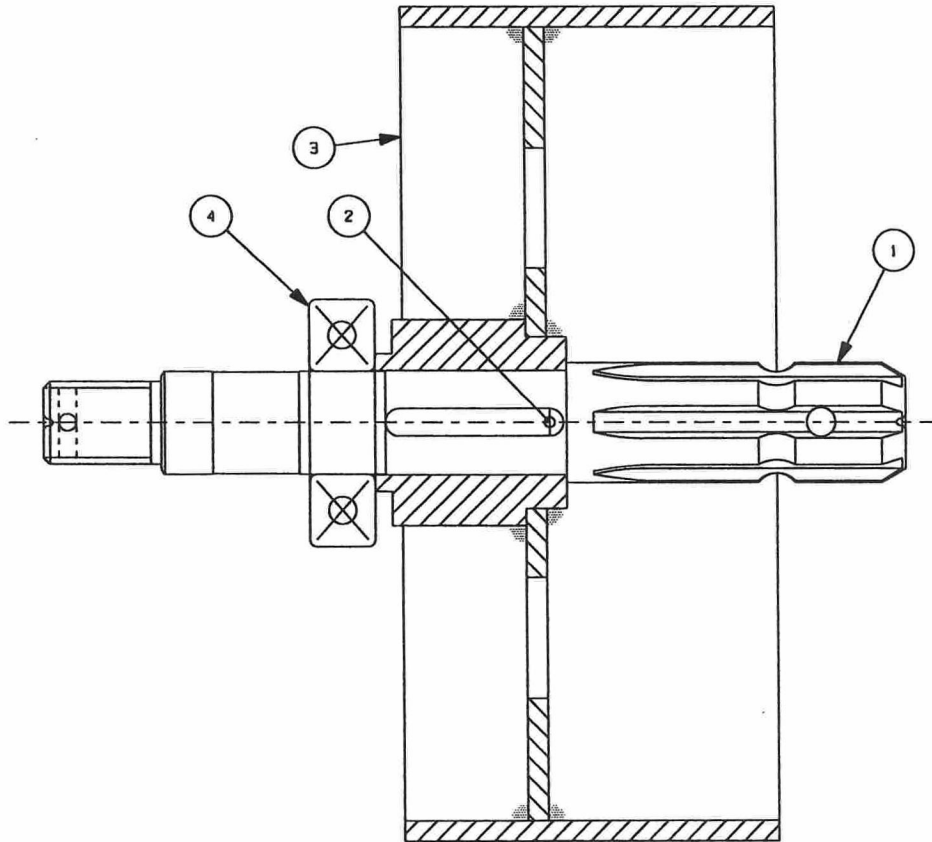
## Headstock and 12 Row Fan Assembly

Item no.	Part no.	Description	Qty.
1	7404598	Headstock /Fan case	1
2	2314813	Top Link Pin	1
3	2314759	Linch Pin	3
4	2314812	Bottom Link Pin	2
5	7404601	PTO Drive Cover	1
6	2309061	Set Screw	8
7	2311090	Flat Washer	10
8	7404600	Impeller Cover	1
9	7704216	PTO Pulley & Shaft Assy.	1 (see separate drawing)
10	7404610	Vacuum Manifold	1
11	8003754	Vacuum Guage Kit	1 (see separate drawing)
12	2303091	Nyloc Nut	6
13	2311088	Flat Washer	6
14	6904080	Impeller Cover Support	1
15	7704219	Impeller & Hub Assy.	1 (see separate drawing)
16	7704217	Impeller Shaft Assy.	1 (see separate drawing)
17	1323006	43 Rib Fan Belt	1
18	6903866	Pendulum	1
19	2303109	Nyloc Nut	1
20	2309082	Set Screw	2
21	2311217	Spring Washer	8
22	2303009	Hex. Nut	8
23	2306515	Coach Bolt	2
24	2311092	Flat Washer	2
25	2311091	Flat Washer	11
26	2303078	Slotted Nut	1
27	2311093	Flat Washer	1
28	2303079	Slotted Nut	1
29	2311094	Flat Washer	1
30	6903049	Shaft Bearing Spacer	2
31	7703500	Bearing Housing	2 (see separate drawing)
32	2309084	Set Screw	2
33	2309080	Set Screw	2
34	2215587	Split Pin	1
35	2215613	Split Pin	1
36	2309047	Set Screw	2
37	2311111	Flat Washer	2
38	2303007	Hex. Nut	2 (Use for In Cab Mounting)
39	6416003	PTO Shaft (540 r.p.m)	1
40	6402045	Plastic Blanking Plug	As Req.
41	2303165	Wing Nut	2
42	6903434	Manifold Cover Plate	1

43	4107124	Firtree Nipple	1
44	6406307	S/A Label (540 rpm)	1 (not illustrated)
45	6406371	S/A Label (Pendulum Vertical)	1 (not illustrated)
46	6406328	S/A Label (Stanhay)	1 (not illustrated)
<b>7704220:</b>	Complete assembly (items 1-10, 12-38, 40-46) : (PTO shaft and Vacuum guage kit not included).		

1	6903046	PTO DRIVE SHAFT	1
2	6413057	IMP./DRIVE SHAFT KEY	1
3	7404603	PTO PULLEY-WA	1
4	1901161	BEARING	1
5	6904308	IMPELLER SHAFT	1

\*\*PTO SHAFT & PULLEY ASSEMBLY: 7704216 (ITEMS 1-4)\*\*  
 \*\*IMPELLER SHAFT ASSEMBLY: 7704217 (ITEMS 4,5)\*\*

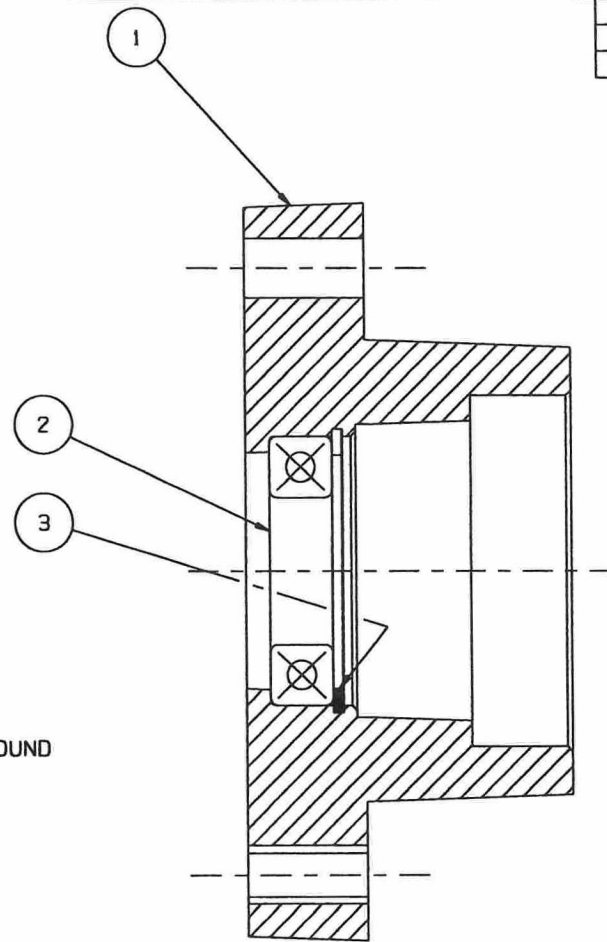


USE BEARING FIT COMPOUND TO FIT  
 BEARINGS TO SHAFT

43 RIB FAN SHAFT ASSEMBLIES

1	3000711	PTO SHAFT HOUSING	1
2	1901051	BEARING	1
3	2217208	INTERNAL CIRCLIP	1

\*\* COMPLETE ASSEMBLY: - 7703500 (ITEMS 1-3) \*\*

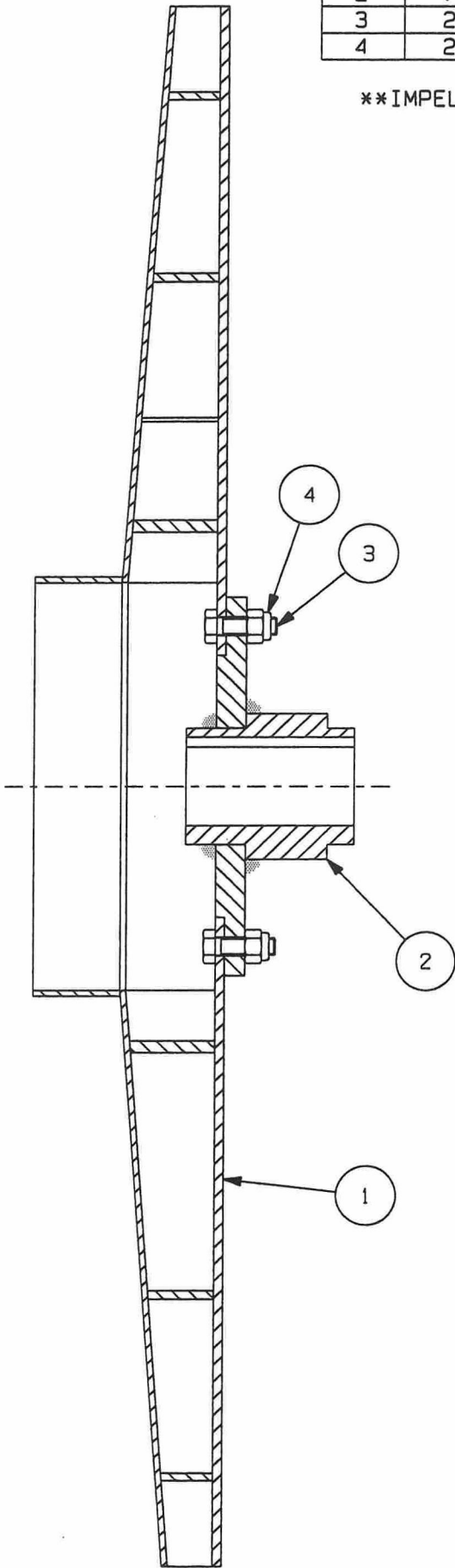


USE BEARING FIT COMPOUND

BEARING HOUSING ASSEMBLY

1	7404399	IMPELLER-WA	1
2	7404604	IMPELLER HUB-WA	1
3	2309034	SET SCREW	6
4	2303091	NYLOC NUT	6

\*\*IMPELLER & HUB ASSEMBLY: 7704219 (ITEMS 1-4)\*\*



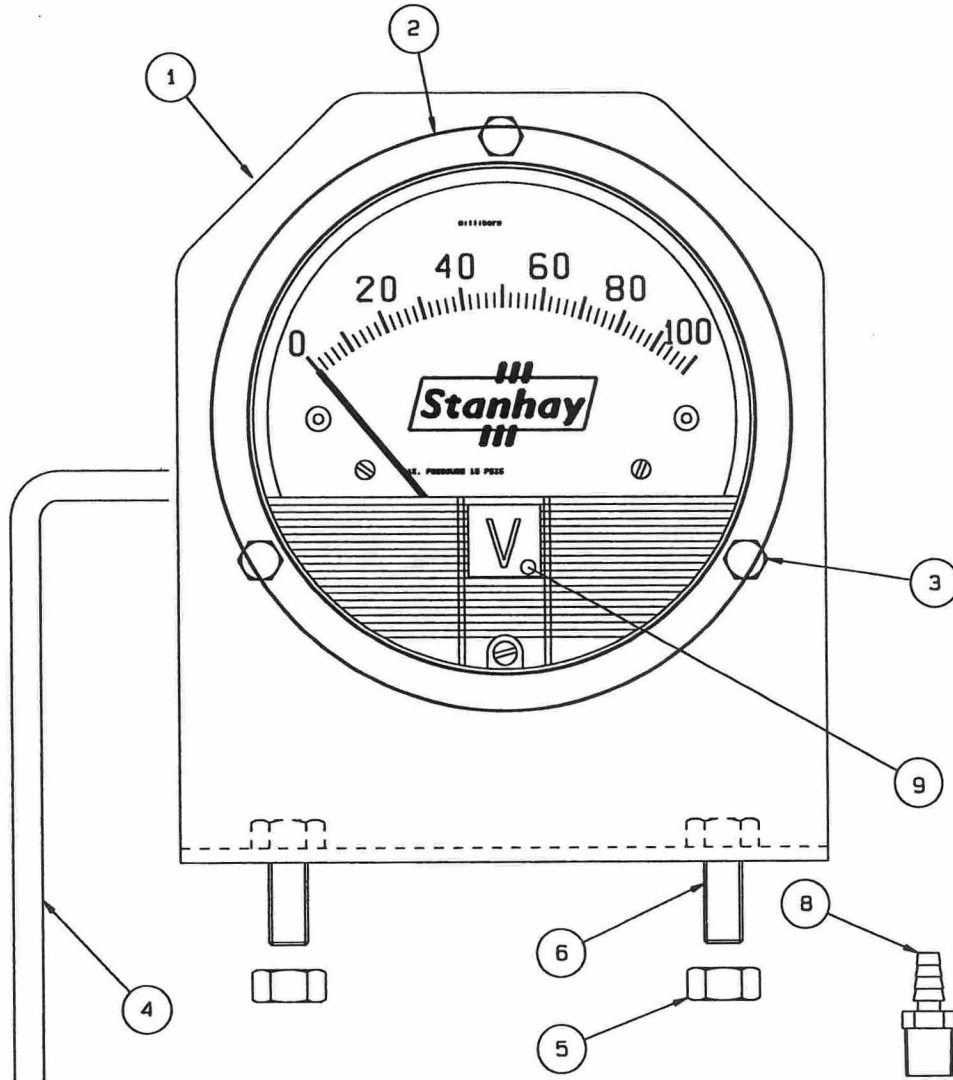
IMPELLER & HUB ASSEMBLY

1	6904182	GUAGE BRACKET	1	
2	4803011	VACUUM GUAGE	1	
3	2309047	HEXAGON SCREW	3	
4	4300027	GAUGE PIPE	PER MET.	
5	2303007	HEXAGON NUT	2	
6	2309047	SET SCREW	2	
**	7	2303090	NYLOC NUT	1
*	8	4107124	FIRTREE NIPPLE	2
	9	6406326	S/A LABEL	1

\* 2 OFF. SUPPLIED WITH 4803011

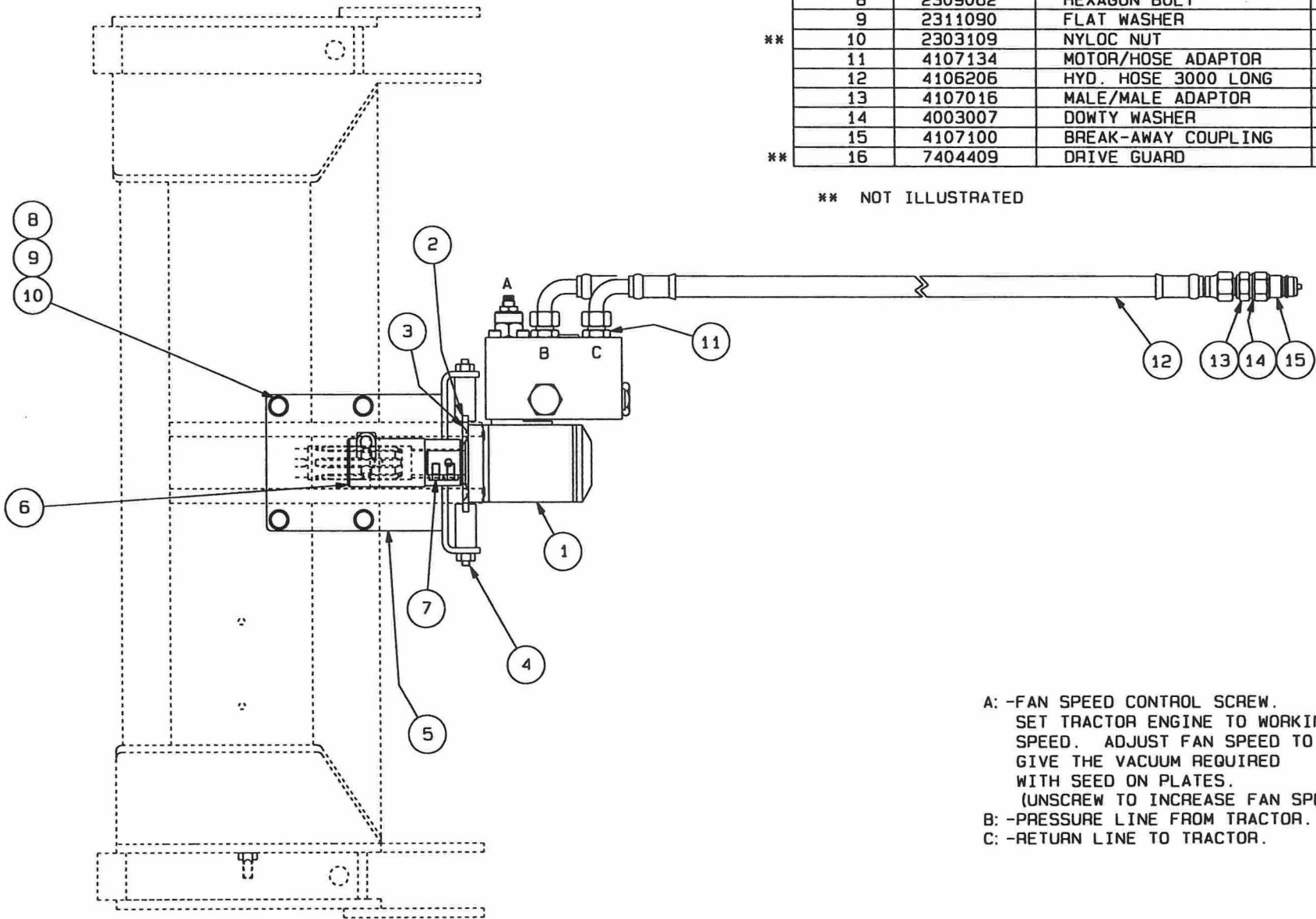
\*\* NOT SHOWN

VACUUM GUAGE KIT 8003754 (ITEMS 1-9)



VACUUM GUAGE KIT

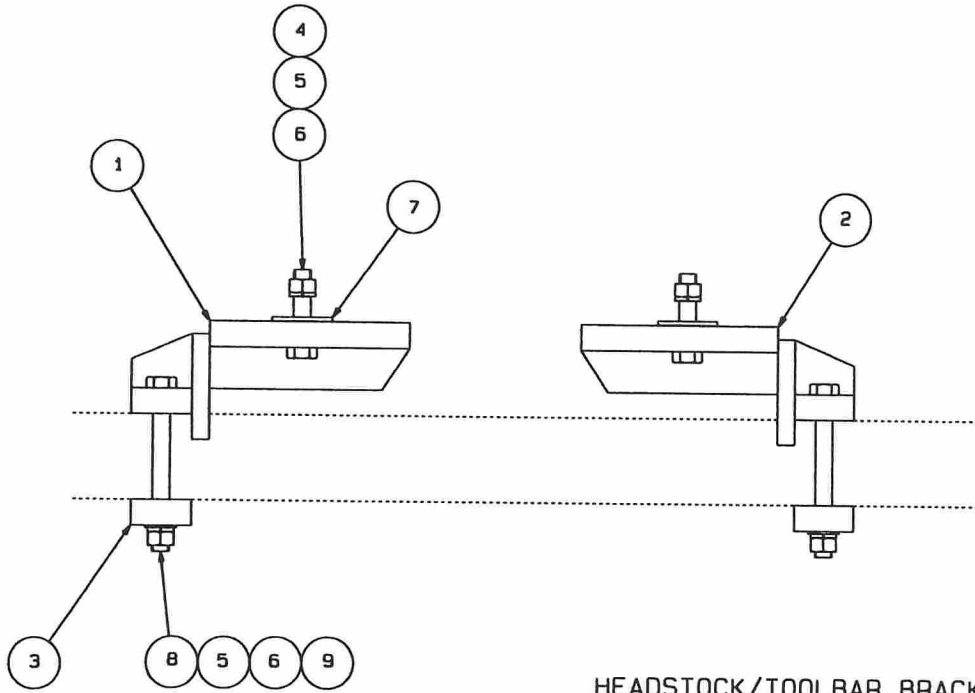
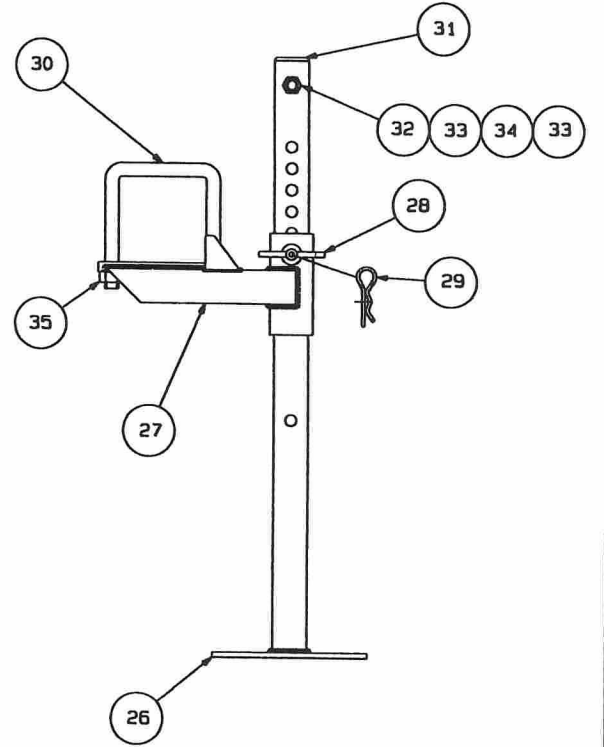
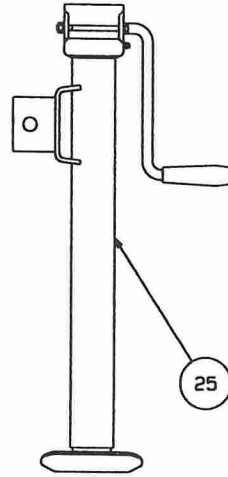
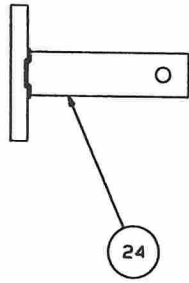
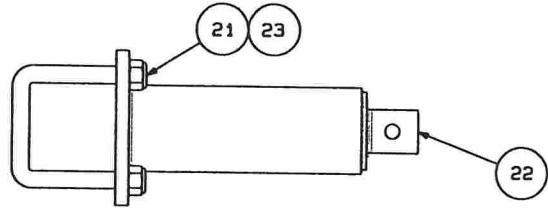
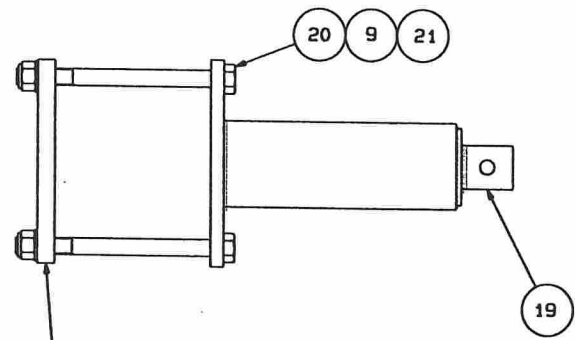
# HYDRAULIC DRIVE FOR 12 PORT FAN



1	4102007	HYD. MOTOR & VALVE	1	
2	6904098	MOTOR TORQUE ARM	1	
3	2372066	COUNTERSUNK SCREW	4	
4	6405043	BUFFER C/W WASHER/NUT	2	
5	7404594	BUFFER BRACKET	1	
6	6904378	PTO/PUMP ADAPTER	1	
7	2309045	HEXAGON BOLT	4	
8	2309062	HEXAGON BOLT	4	
9	2311090	FLAT WASHER	8	
**	10	2303109	NYLOC NUT	4
11	4107134	MOTOR/HOSE ADAPTOR	2	
12	4106206	HYD. HOSE 3000 LONG	2	
13	4107016	MALE/MALE ADAPTOR	2	
14	4003007	DOWTY WASHER	2	
15	4107100	BREAK-AWAY COUPLING	2	
**	16	7404409	DRIVE GUARD	1

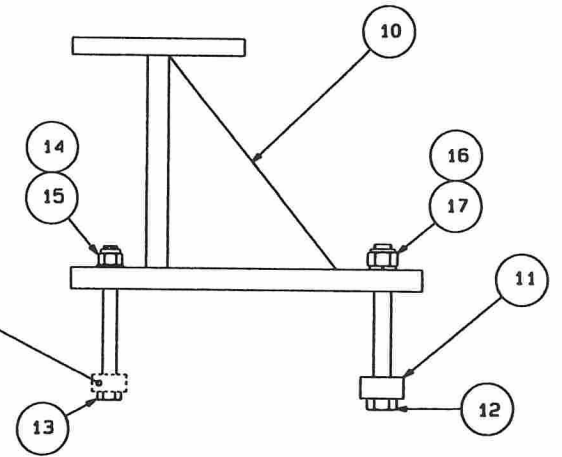
\*\* NOT ILLUSTRATED

A: -FAN SPEED CONTROL SCREW.  
 SET TRACTOR ENGINE TO WORKING SPEED. ADJUST FAN SPEED TO GIVE THE VACUUM REQUIRED WITH SEED ON PLATES.  
 (UNSCREW TO INCREASE FAN SPEED)  
 B: -PRESSURE LINE FROM TRACTOR.  
 C: -RETURN LINE TO TRACTOR.



HEADSTOCK/TOOLBAR BRACKETS & STANDS

ROW UNIT H. STOCK  
CLASP PLATE





## Headstock/ Toolbar Brackets and Stands

Item no.	Part no.	Description
1	7404412	Headstock Bracket LH/RH (100 x 100, 200 x 100 Toolbars)
	7404478	Headstock Bracket LH (180 x 180 Toolbar)
2	7404477	Headstock Bracket RH (180 x 180 Toolbar)
3	6904116	Clasp Plate (100 x 100, 200 x 100 Toolbars)
	6904152	Clasp Plate (180 x 180 Toolbar)
4	2306802	Bolt (All Toolbar Sizes)
5	2303469	Hex. Nut
6	2311219	Spring Washer
7	6904117	Headstock Bracket Packer (All Toolbar Sizes)
8	2306803	Bolt (100 x 100 Toolbar)
	2306804	Bolt (200 x 100 Toolbar)
	2306805	Bolt (180 x 180 Toolbar)
9	2311093	Flat Washer
10	7404775	Joining Member
11	6903489	Clasp Plate
12	2306173	Bolt
13	2306143	Bolt
14	2303095	Nyloc Nut
15	2311092	Flat Washer
16	2303096	Nyloc Nut
17	2311138	Flat washer
18	6904151	Clasp Plate
19	7404701	Marker Standoff (180 x 180 Toolbar)
20	2306177	Bolt
21	2303011	Hex. Nut
22	7403728	Marker Standoff (100 x 100 Toolbar)
23	6902740	U-Bolt
24	7404436	Jack Bracket
25	6409469	Jack
26	7402141	Parking Stand
27	7403258	Parking Stand Bracket
28	7402238	Support Pin
29	2316033	R-Clip
30	7002006	U Bolt
31	6402018	RHS Insert
32	6902100	Stand Handle
33	2303009	Hex. Nut
34	2311217	Spring Washer
35	2303010	Hex. Nut

## Kits & Assemblies

- 8003942 Pair Joining Member Kit (items 10-17)
- 8003905 Pair 180 x 180 Marker Standoff (items 9,18-21)
- 8003291 Pair 100 x 100 Marker Standoff (items 21-23)
- 8003692 Pair 100 x 100 Headstock Brackets (items 1, 3-9)
- 8003714 Pair 200 x 100 Headstock Brackets (items 1, 3-9)
- 8003737 Pair 180 x 180 Headstock Brackets (items 1-9)
- 7703169 Single Parking Stand Assembly (items 26-35)

ITEM NO PART NO DESCRIPTION

1 6904491 1.00M TOOLBAR (100X100 5T)  
 6904557 1.20M TOOLBAR  
 6904187 1.40M TOOLBAR  
 6902856 1.50M TOOLBAR  
 6902857 2.00M TOOLBAR  
 6903127 2.15M TOOLBAR  
 6902743 2.50M TOOLBAR  
 6902929 2.70M TOOLBAR  
 6902744 3.00M TOOLBAR  
 6902745 3.50M TOOLBAR  
 6902746 4.00M TOOLBAR  
 6902747 4.50M TOOLBAR

2 6904512 2.00M TOOLBAR (100X100 10T)  
 6904558 3.15M TOOLBAR  
 6903477 3.50M TOOLBAR  
 6903478 4.00M TOOLBAR  
 6903475 4.50M TOOLBAR  
 6902748 5.00M TOOLBAR  
 6902749 5.50M TOOLBAR  
 6902917 6.10M TOOLBAR  
 6903163 6.50M TOOLBAR  
 6903353 7.00M TOOLBAR  
 6903302 8.00M TOOLBAR

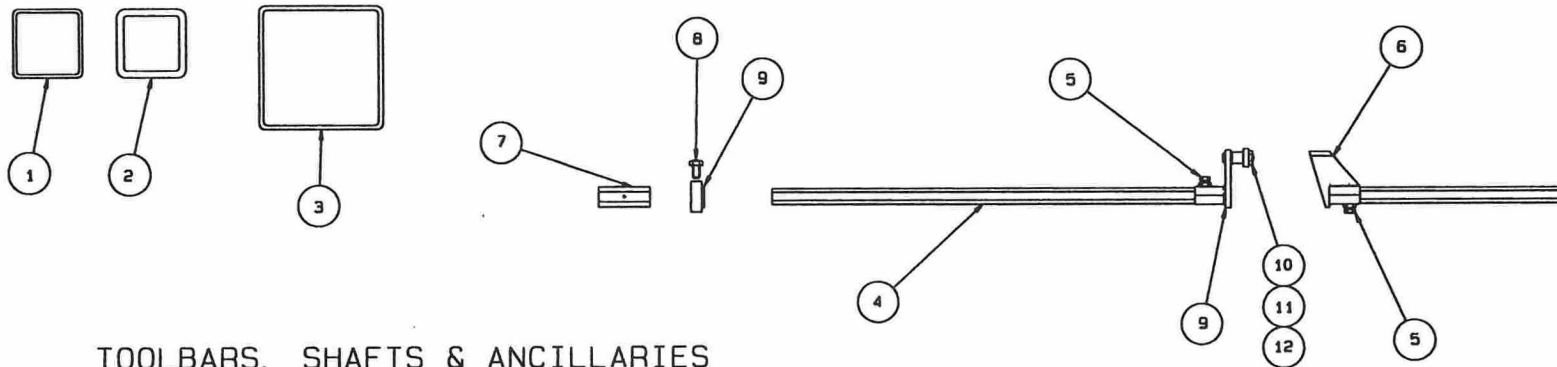
3 6904158 3.50M TOOLBAR (180X180 6.3T)  
 6904159 4.00M TOOLBAR  
 6904160 4.50M TOOLBAR  
 6904161 5.00M TOOLBAR  
 6904162 5.50M TOOLBAR  
 6904163 6.00M TOOLBAR  
 6904164 6.50M TOOLBAR

4 6902252 4.50M DRIVE SHAFT  
 6902921 4.00M DRIVE SHAFT  
 6902982 3.50M DRIVE SHAFT  
 6902920 3.00M DRIVE SHAFT  
 6902251 2.75M DRIVE SHAFT  
 6902357 2.50M DRIVE SHAFT  
 6902322 2.15M DRIVE SHAFT  
 6902469 2.00M DRIVE SHAFT  
 6902321 1.80M DRIVE SHAFT  
 6902374 1.72M DRIVE SHAFT  
 6902102 1.50M DRIVE SHAFT  
 6903943 1.25M DRIVE SHAFT  
 6903888 1.10M DRIVE SHAFT  
 6904188 1.00M DRIVE SHAFT

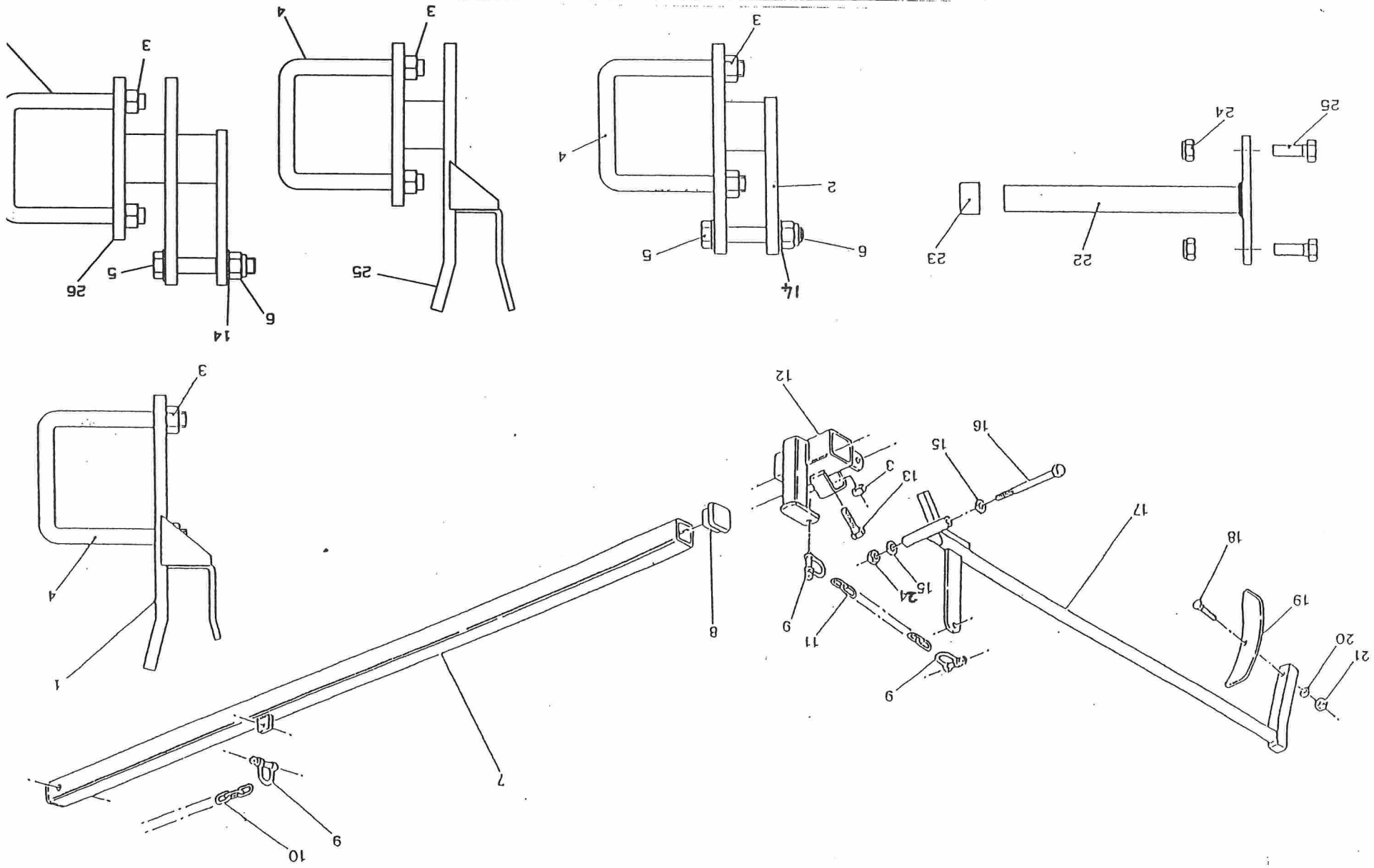
5 2309045 SET SCREW  
 6 7404574 COUPLING- FIN HALF  
 7 7700089 MUFF COUPLING  
 8 2377104 SKT. HEAD SCREW  
 9 6902352 LOCKING COLLAR  
 10 7404573 COUPLING- BEARING HALF  
 11 2303044 LOCKNUT  
 12 1901045 BALL BEARING

KITS & ASSEMBLES

7703757 LOCKING COLLAR (ITEMS 8, 9)  
 7704209 COUPLING- BEARING HALF ASSY.  
 7704210 COUPLING- FIN HALF ASSY.  
 8003792 COUPLING KIT (PAIR) ITEMS 5, 6, 10, 11, 12



TOOLBARS, SHAFTS & ANCILLARIES

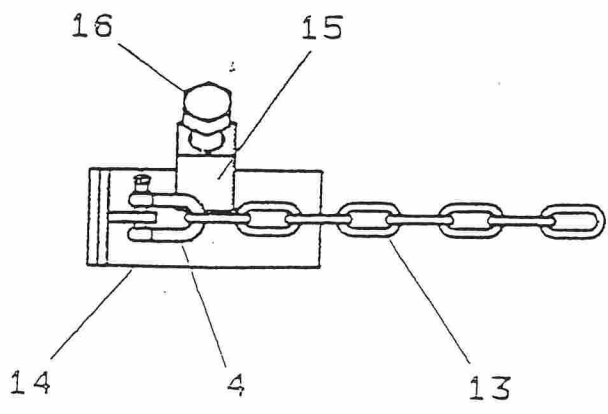
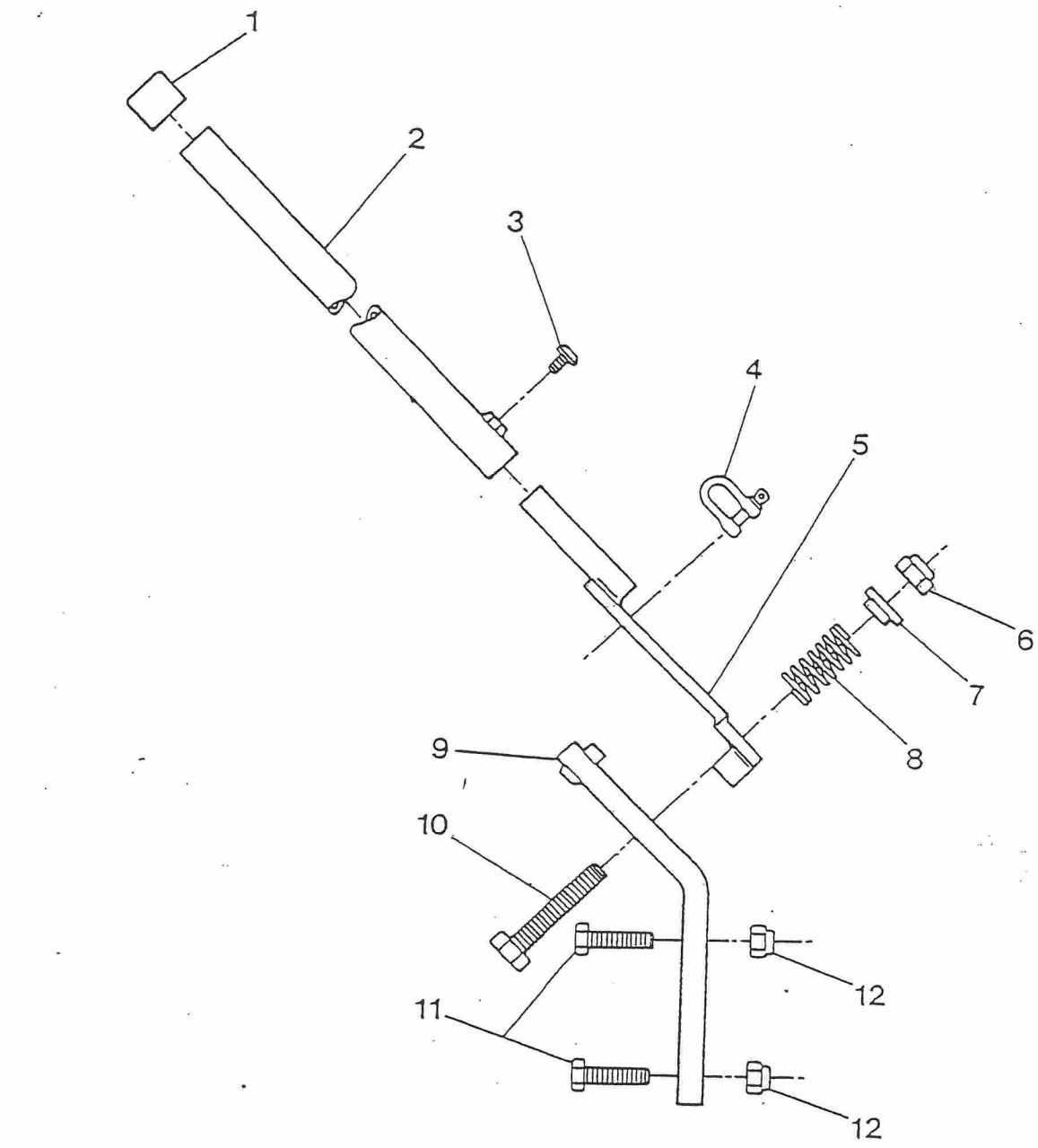


## Manual Marker, Guide and Hinge

Item No:	Part No:	Description
1	7403117	Marker Guide LH
2	7403118	Marker Pivot LH
3	2303010	Hex. Nut
4	7002006	U- Bolt
5	2306135	Bolt
6	2303095	Nyloc Nut
7	7403379	Marker Beam
8	6402018	RHS. Insert
9	6408002	D- Shackle
10	6905077	Chain 7m
11	6902599	Chain 8 Links
12	7402521	Marker Arm Bracket
13	2306128	Bolt
14	2311092	Flat Washer
15	2311091	Flat Washer
16	2306109	Bolt
17	7402522	Marker Arm
18	2306489	Coach Bolt
19	6000002	Harrow Point
20	2311216	Spring Washer
21	2303008	Hex. Nut
22	7403453	Marker Beam Support
23	6403011	Ferrule
24	2303110	Nyloc Nut
25	7404000	Marker Guide RH
26	7403999	Marker Pivot LH

7702834 Marker Arm & Bracket Assembly (items 9, 11-13, 15-21, 24)

8002971 Manual Marker Kit (items 1-24)



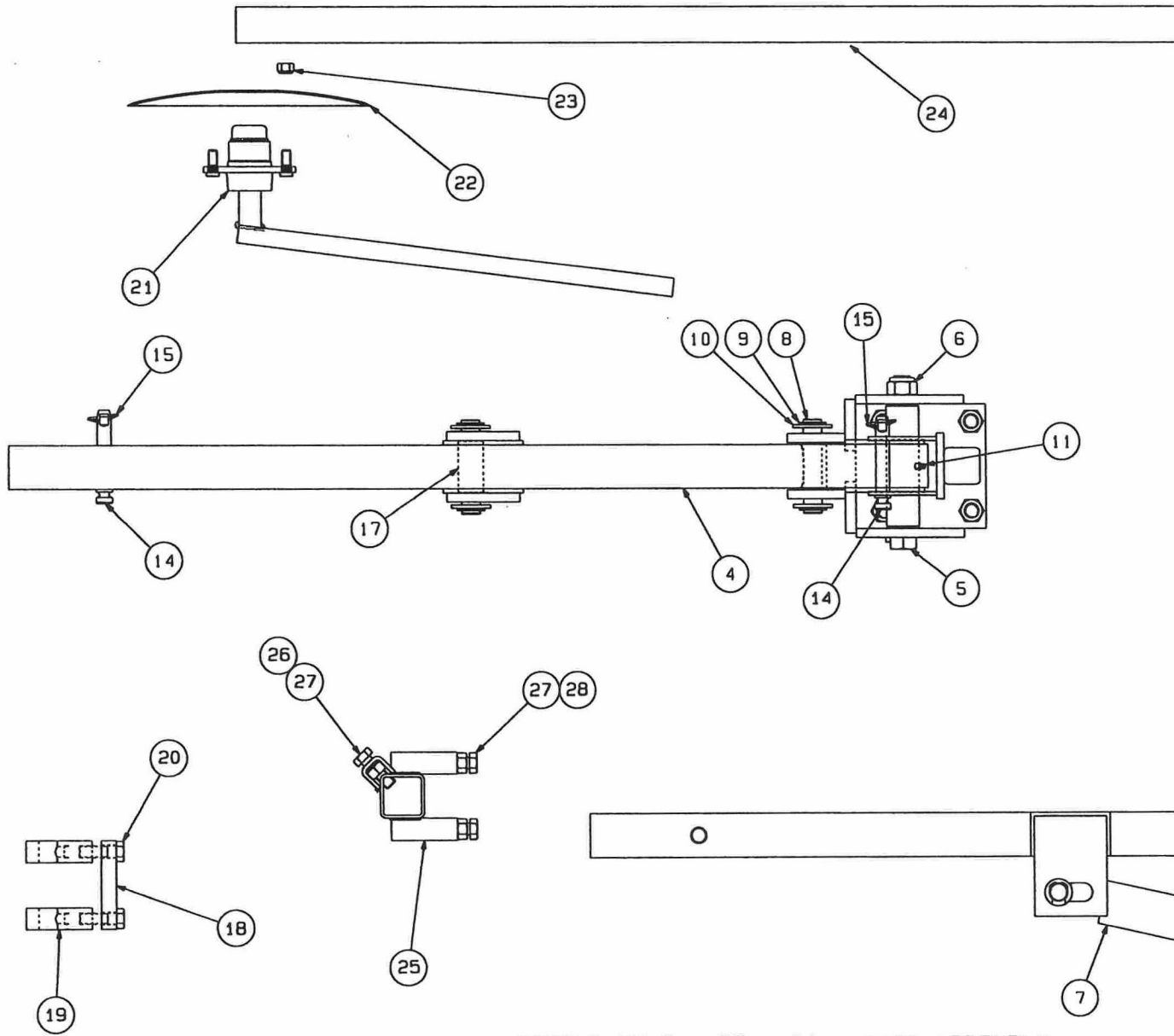
## Marker Change-Over Handle

Item No.	Part No.	Description
1	6403011	Plastic Ferrule
2	7403034	Marker handle
3	2377079	Socket Set Screw
4	6408002	D-Shackle
5	7403035	Marker Lever
6	2303095	Nyloc Nut
7	2810209	Spring Cap
8	2701050	Clutch Spring
9	7403033	Handle Pivot
10	2306134	Bolt
11	2306098	Bolt
12	2303110	Nyloc Nut- Thin
13	6900985	Connecting Chain
14	7702864	Marker Beam (c/w item:15)
15	2309077	Set screw

### Assemblies & Kits

7702925	Marker Lever and Pivot (items 1-12)
8002686	Marker Change-Over Kit Complete (1-15)

MARKER DISC/ HUB/ BRACKET ASSEMBLY : 7704400  
 HYDRAULIC MARKER ARM & BRACKET ASSEMBLY: 7703636

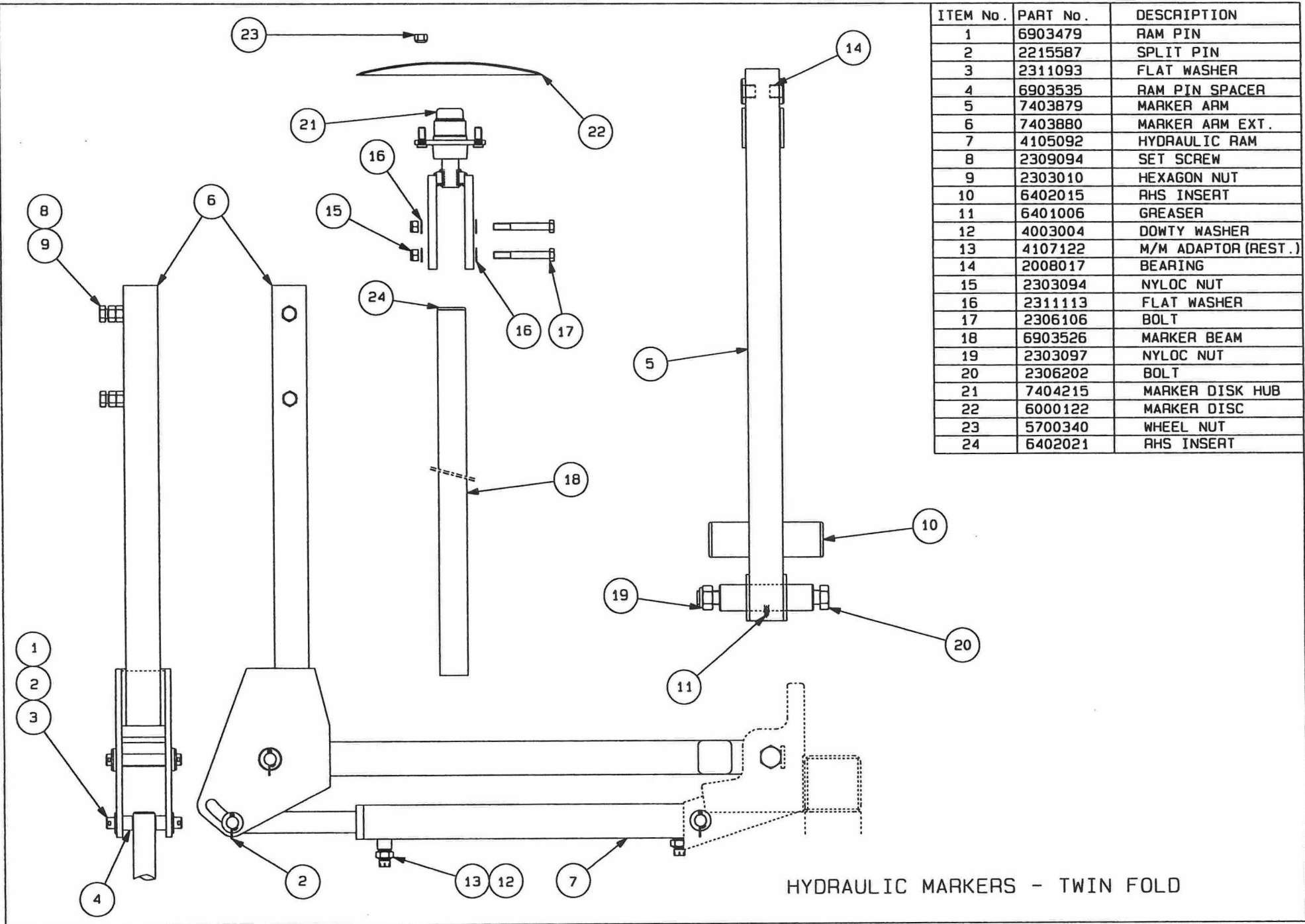


ITEM No.	PART No.	DESCRIPTION
1	7403794	MARKER BRACKET-WA
2	6902740	HEADSTOCK U-BOLT
3	2303011	HEX NUT
4	7403795	MARKER ARM
5	2306202	BOLT
6	2303097	NYLOC NUT
7	4105085	HYD. RAM
8	6903315	RAM PIVOT PIN
9	2217036	E-RING
10	2310200	FLAT WASHER
11	6401006	GREASER
12	4003004	DOWTY WASHER
13	4107126	M/M ADAPTOR
14	6403005	TOP LINK PIN
15	2314759	LINCH PIN & CHAIN
16	6402021	RHS INSERT
17	6903589	RAM PIN SPACER
18	6903318	CLAMP YOKE
19	6903317	CLAMP PLATE
20	2306128	BOLT
21	7404215	MARKER DISK HUB
22	6000122	MARKER DISC
23	5700340	WHEEL NUT
24	6903444	MARKER BEAM 1.9M
25	7404874	MARKER DISC CLAMP
26	2306128	BOLT
27	2303010	HEX. NUT
28	2306130	BOLT

\*\* ITEMS 25-28 SUPERSEED ITEMS 18-20 \*\*

SINGLE FOLD HYDRAULIC MARKER ASSEMBLY





ITEM No.	PART No.	DESCRIPTION
1	6903479	RAM PIN
2	2215587	SPLIT PIN
3	2311093	FLAT WASHER
4	6903535	RAM PIN SPACER
5	7403879	MARKER ARM
6	7403880	MARKER ARM EXT.
7	4105092	HYDRAULIC RAM
8	2309094	SET SCREW
9	2303010	HEXAGON NUT
10	6402015	RHS INSERT
11	6401006	GREASER
12	4003004	DOWTY WASHER
13	4107122	M/M ADAPTOR (REST.)
14	2008017	BEARING
15	2303094	NYLOC NUT
16	2311113	FLAT WASHER
17	2306106	BOLT
18	6903526	MARKER BEAM
19	2303097	NYLOC NUT
20	2306202	BOLT
21	7404215	MARKER DISK HUB
22	6000122	MARKER DISC
23	5700340	WHEEL NUT
24	6402021	RHS INSERT

HYDRAULIC MARKERS - TWIN FOLD

### Secondary Seed Plate (15 Peg Holes)

SHW6904241	0.5 X 48
SHW6904263	0.6 X 64
SHW6904210	0.7 X 12
SHW6904262	0.7 X 16
SHW6904211	0.7 X 24
SHW6904233	0.7 X 32
SHW6904261	0.7 X 64
SHW6904342	0.8 X 32
SHW6904055	0.8 X 64
SHW6904274	1.2 X 64
SHW6904074	1.4 X 64
SHW6904296	1.4 X 90
SHW6904649	1.6 X 32
SHW6904076	1.6 X 64
Shw6904054	2.0 X 64
SHW6904231	2.1 X 24
SHW6904068	2.1 X 32
SHW6904249	2.5 X 24

### Secondary Seed Plate (16 Peg Holes)

SHW6903936	1.6 X 6
SHW6903935	1.6 X 12
SHW6903968	1.6 X 14
SHW6903998	2.1 X 16
SHW6904011	2.1 X 24

### Secondary Seed Plate (No Peg Holes)

SHW6903974	0.6 X 56
SHW6904295	0.6 X 140
SHW6904062	0.7 X 16
SHW6904294	0.7 X 32
SHW6903963	0.7 X 40
SHW6904031	0.7 X 64
SHW6903964	0.8 X 20
SHW6904349	0.8 X 24
SHW6904350	0.8 X 32
SHW6903922	0.8 X 62
SHW6904072	0.8 X 64
SHW6904063	1.4 X 32
SHW6903983	1.4 X 62
SHW6904583	2.0 X 4
SHW6904351	2.0 X 24
SHW6904527	2.1 X 16

### Magnetic Seed Disk Assemblies

7704056	4.0 x 64 Magnetic Disc assembly (15 Pegs)
7704178	5.0 x 24 Magnetic Disc assembly (15 Pegs)
7704058	5.0 x 32 Magnetic Disc assembly (15 Pegs)
7704197	5.0 x 48 Magnetic Disc assembly (15 Pegs)
7704259	4.0 x 48 Magnetic Disc assembly (no Peg holes)
7704057	4.0 x 64 Magnetic Disc assembly (no Peg holes)
7704326	5.0 x 24 Magnetic Disc assembly (no Peg holes)
7704059	5.0 x 32 Magnetic Disc assembly (no Peg holes)

### Magnetic Disk (Backing Only)

6904387	5.0 x 24 Magnetic Sheet (no Peg holes)
6904214	5.0 x 24 Magnetic Sheet (15 peg holes)
6904258	5.0 x 25 Magnetic Sheet (15 peg holes)
6904066	5.0 x 32 Magnetic Sheet (15 peg holes)
6904243	5.0 x 48 Magnetic Sheet (15 peg holes)
6904035	5.0 x 64 Magnetic Sheet (15 peg holes)

### Seed Plate (15 Pegs)- Peg 4.0x 6mm

\*\* All Seed plates are 2.0mm thick, unless otherwise stated\*\*

7404606	No Holes
7404567	2.0 x 25
7404587	3.0 x 90
7407702	3.5 x 8
7404374	4.0 x 24
7404531	4.0 x 32
7404372	4.0 x 40
7404734	4.0 x 48
7404410	4.0 x 55
7404391	4.0 x 64 (1.5mm plate)
7404559	4.5 x 5
7404664	4.5 x 16
7404373	4.5 x 24
7404546	5.0 x 24 (1.5mm plate)
7404558	5.0 x 25 (1.5mm plate)
7404339	5.0 x 25
7404338	5.0 x 31
7404392	5.0 x 32 (1.5mm plate)
7404291	5.0 x 34
7404547	5.0 x 48 (1.5mm plate)
7404476	5.0 x 50

## Seed Plate (16 Pegs)- Peg 4.0x 6mm

\*\* All Seed plates are 2.0mm thick, unless otherwise stated\*\*

7404868	2.0 x 8
7704335	2.5 x 16
7404340	2.5 x 56
7404772	3.0 x 24
7704336	3.5 x 6
7404846	3.5 x 16
7404311	3.5 x 50
7404312	4.0 x 50
7404320	4.0 x 20
7404337	4.0 x 38
7404319	4.0 x 40
7404882	4.0 x 48
7404241	4.0 x 62
7404314	4.0 x 65
7404240	4.0 x 80
7404883	4.5 x 16
7404298	5.0 x 12
7404318	5.0 x 14
7404304	5.0 x 16
7404184	5.0 x 32
7404353	5.0 x 24
7404354	6.0 x 25
7404355	5.0 x 62

### Seed Plate (no pegs)

\*\* All Seed plates are 2.0mm thick, unless otherwise stated\*\*

SHW6904633	2.0 X 8
SHW6904273	2.0 X 25
SHW6904298	2.0 X 140
SHW6903867	2.5 X 16
SHW6903891	2.5 X 56
SHW6904297	3.0 X 90
SHW6904520	3.5 X 6
SHW6904612	3.5 X 16
SHW6904362	4.0 X 24
SHW6904212	4.0 X 32
SHW6904506	4.0 X 48
SHW6903942	4.0 X 55
SHW6904101	4.0 X 55
SHW6903923	4.0 X 62
SHW6904596	4.0 X 64
SHW6904030	4.0 X 64 (1.5mm thick)
SHW6903941	4.0 X 82
SHW6904461	4.0 X 96 (1.5mm thick)
SHW6904264	4.5 X 5
SHW6904383	4.5 X 16
SHW6904375	4.5 X 48
SHW6903920	5.0 X 16
SHW6904213	5.0 X 24 (1.5mm thick)
SHW6904364	5.0 X 25
SHW6903940	5.0 X 31
SHW6904067	5.0 X 32 (1.5mm thick)
SHW6904242	5.0 X 48 (1.5mm thick)
SHW6904147	5.0 X 50

Please note that other seed disc combinations are available. Please contact the Stanhay technical departement for your special requirements.

## STANHAY WEBB WARRANTY POLICY



### LIMITATION OF LIABILITY

1. Stanhay Webb Ltd (the company) does not give any Warranty in respect of its products except the limited Warranty contained in paragraphs 3-5 below which is expressly in lieu of all other warranties or conditions expressed or implied and of all other obligations or liabilities on its part. **The company supplies its products on the express condition that the purchaser is solely responsible for determining the suitability of the product for his requirements and conditions of use. Stanhay Webb will in no event be liable for any incidental or consequential damages of any nature or source allegedly incurred through defects, incorrect operation or loss of use of the product, whatsoever, nor for any sum in excess of the price received by the Company for the goods for which liability is claimed. The Company is not responsible for the performance of its products: it is the purchaser's sole responsibility to ensure that any Stanhay Webb product is performing to his satisfaction at all times, and this responsibility overrides absolutely any suggestions or assistance offered in good faith by the Company or its agents.**
2. Stanhay Webb operates a policy of continuous improvement, and reserves the right to change specifications at any time without prior notice, and without incurring any obligations to make such changes to products previously purchased.

### LIMITED WARRANTY

3. Stanhay Webb Ltd warrants to its authorised Distributor or Dealer all new products supplied of its manufacture, when correctly assembled, operated and serviced, to be free from defects in material and workmanship, for a period of nine (9) months (the warranty period) after the date of delivery by the Distributor or dealer to the original retail purchaser. Its obligations under this warranty are limited to making good on products for which payment to the Company is not overdue any part or parts (excluding normal wear) of its own manufacture which shall have been reported in writing to the Company within thirty (30) days from date of failure thereof, and which the Company's examination shall disclose to its satisfaction to have been defective. Stanhay Webb repair parts are warranted similarly to ninety (90) days from date of replacement or for the unexpired warranty period of the applicable Stanhay Webb machine, whichever is the longer.

4. Due to the particular nature of Stanhay Webb products, this Warranty is void absolutely if any part not supplied by the Company is used in assembly or repair, or if the product has been altered, assembled, repaired or used in anyway, configuration or conditions differing from the written recommendations and instructions of the Company (whose decision is final).
5. In the event of components supplied by Stanhay Webb not of its own manufacture for which payment to the Company is not overdue being reported in writing as defective during the warranty period, Stanhay Webb will endeavour to claim against the manufacturer of such components and in the event of any claim being successful will pass the benefit on to the customer.

#### **CONDITIONS OF SUPPLY**

6. No warranties other than those expressly noted herein are given, and not one is authorized to alter, modify or enlarge this Warranty beyond the warranties expressed.
7. This product is supplied subject to the Terms of Trading of Stanhay Webb Ltd as reproduced on the inside covers of the Company's price list.

**NOTE: WARRANTY REGISTRATION FORM MUST BE RETURNED TO STANHAY WEBB LIMITED. WARRANTY VOID IF MACHINE IS NOT REGISTERED.**

## EC DECLARATION OF CONFORMITY

Type of machine : Precision Seed Planting Machine

Name of model : Dart

Serial Number :

Number of rows :

Manufacturer : Stanhay Webb Ltd.  
Houghton Road, Grantham,  
Lincs, NG31 6JE

Tel: +44 (0)1476 515406

Fax: +44 (0)1476 515407



Technical Director

We, the manufacturers, hereby declare that this machine, when assembled to our design, conforms to the Essential Health and Safety Requirements of the European Union.

Wij, de fabrikanten, verklaren heerbij dat deze uitrusting, indien opgebouwd volgens ons ontwerp, voldoet aan de gezondheids en veiligheids voorschriften van de Eurpesse Unie.

Assemblé conformément à nos orders, nous, les fabricants, déclarons que cette machine répond aux norms d'Hygiene et Sécurité au Travail de la CE.

Noi, l fabbricanti, dichiariamo che questo maccinario, quando montato secondo il nostro disegno, si conforma ai requisiti essenziali di salute e di sicurezza della Comunita Europea.

Wenn diese Maschine entsprechend unserer Konstruktion zusammengesetzt wird, erklären wir, daß sie den Arbeitsschutzvorschriften der Europäischen Gemeinschaft entspricht.

Nosotros los fabricantes declaramos que este equipo, realizando el montaje segun nuestro diseño, se ajusta a las reglas esenciales de salud y seguridad de la Union Europea.

Vi, fabrikanten, erklærrer hermed at denne maskine, når den er monteret ifølge vores



konstruktion, er i overensstemmelse med de essentielle sundhed og sikkerhedskrav indefor EU.

Me valmistajana ilmoitamme täten, että ohjeittemme mukaisesti asennettuna tämä kone täyttää Euroopan Unionin olennaiset terveys- ja turvallisuusvaatimukset.

Nós os fabricantes declaramos que este equipamento, quando montado conforme nosso desenho, ajusta-se às regras essenciais de saúde e segurança da Comunidade Europeia.

Tillverkaren försäkrar härmed att denna maskin, efter sammansättning enligt vår konstruktion, uppfyller hälsooch säkerhetskrav inom EU.