



## SPARE PARTS MANUAL

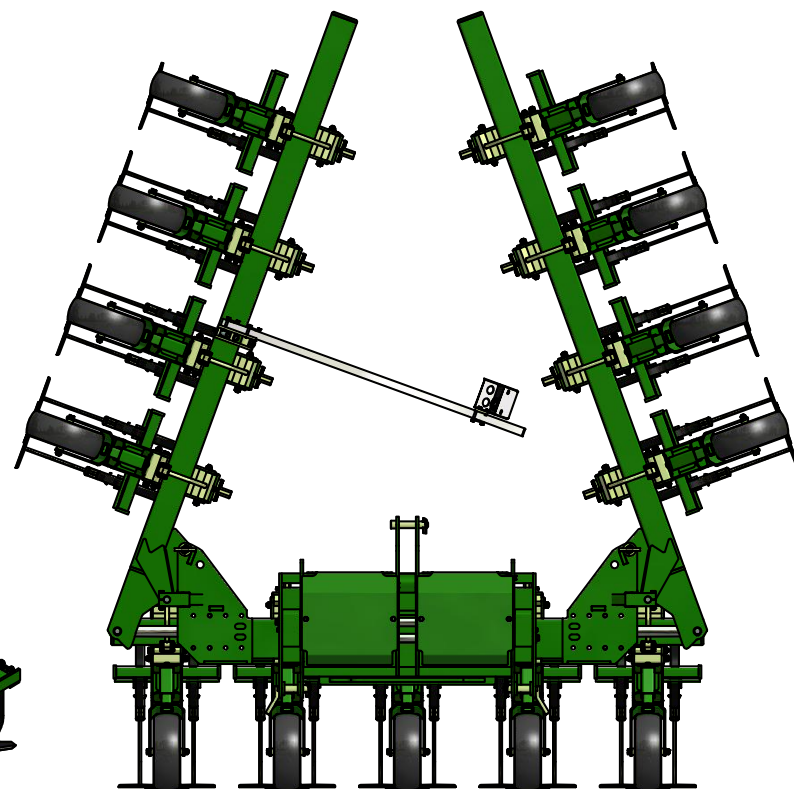

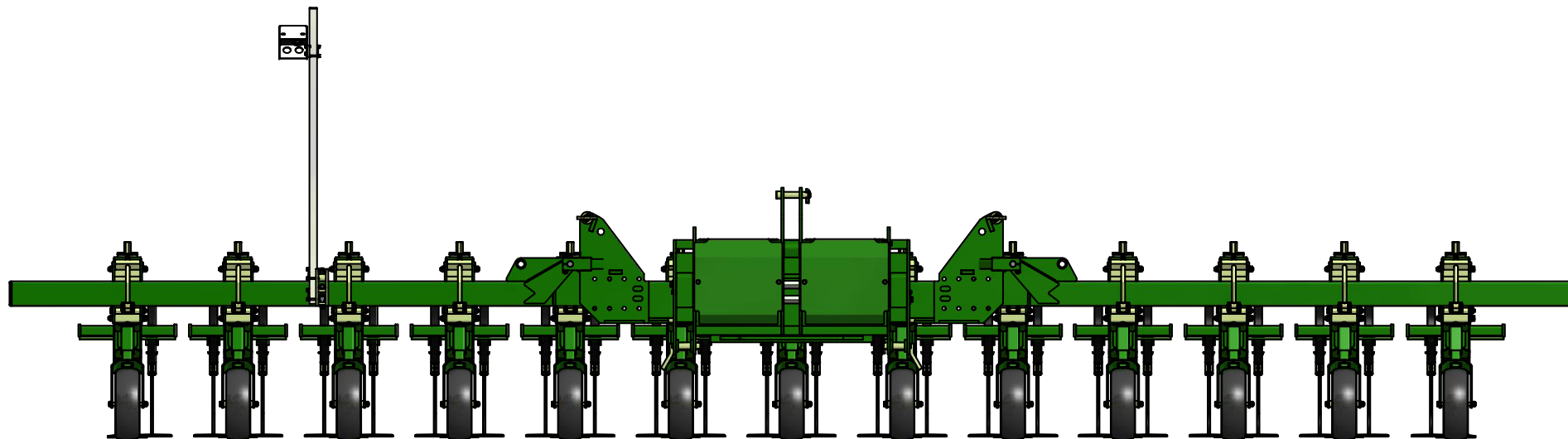
# ROBOCROP INTER-RROW CULTIVATOR

Garford Farm Machinery Ltd  
Frognall  
Deeping St James  
Peterborough  
PE6 8RP

Tel. 01778 342642  
Fax. 01778 348949

Email. [info@garford.com](mailto:info@garford.com)      [spares@garford.com](mailto:spares@garford.com)

Revised October 2014 (Version 1)



**THANK YOU FOR PURCHASING A garford PRODUCT.**

**THIS BOOK CONTAINS THE FULL WORKING DRAWINGS OF THE MACHINE  
WITH EVERY PART AND ASSOCIATED NUMBER LISTED. THIS QUICKLY  
AND EASILY ALLOWS ANY PART OF THE MACHINE TO BE PIN POINTED IF  
IT REQUIRES MAINTENANCE OR REPAIR.**

**FOR ANY OTHER ENQUIRIES OR QUESTIONS PLEASE D NOT HESITATE TO  
CONTACT US.**

**TEL :- +44 (0)1778 342642**

**FAX :- +44 (0)1778 348949**

**EMAIL :- [info@garford.com](mailto:info@garford.com)**

**WEB :- [www.garford.com](http://www.garford.com)**

**POSTAL ADDRESS :-**

**Garford Farm Machinery Ltd  
Frognall  
Deeping St James  
Peterborough  
PE6 8RR  
England**



# **PARTS BOOK SUB SECTION CONTENTS**

**SIDE SHIFT PARTS SECTION**

**FOLDING FRAMES & TOOL ARMS SECTION**

**STABILISER DISC FRAME SECTION**

**CONTROL SYSTEM PARTS SECTION**

**ADJUSTABLE WHEEL UNIT PARTS SECTION**

**CULTIVATING PARTS SECTION**

**HOODED / BAND SPRAYER & SPRAY TANK  
SECTION**

**WEED WIPER / WEED FOIL PARTS SECTION**

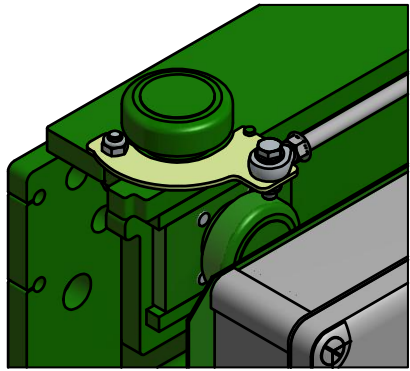


# **SIDE SHIFT PARTS SECTION**

## **CONTENTS**

	<b>PAGE</b>
<b>ROBOCROP STANDARD DUTY SIDE SHIFT ASSEMBLY</b>	<b>1-2</b>
<b>ROBOCROP HEAVY DUTY SIDE SHIFT ASSEMBLY</b>	<b>3-4</b>
<b>ROBOCROP EXTRA HEAVY DUTY SIDE SHIFT ASSEMBLY</b>	<b>5-6</b>
<b>ROBOCROP QUICK HITCH BRACKETS</b>	<b>7-8</b>
<b>ROBOCROP EXTRA HEAVY DUTY QUICK HITCH BRACKETS</b>	<b>9-10</b>
<b>ROBOCROP 3 POINT HITCH</b>	<b>11-12</b>
<b>ROBOCROP FRONT LIFT ASSEMBLY</b>	<b>13-14</b>
<b>ROBOCROP SIDE SHIFT GUARDS</b>	<b>15-16</b>
<b>ROBOCROP SIDE SHIFT / MACHINE STANDS</b>	<b>17-18</b>
<b>ROBOCROP SELF CENTERING SIDE SHIFT CRANK</b>	<b>19-20</b>

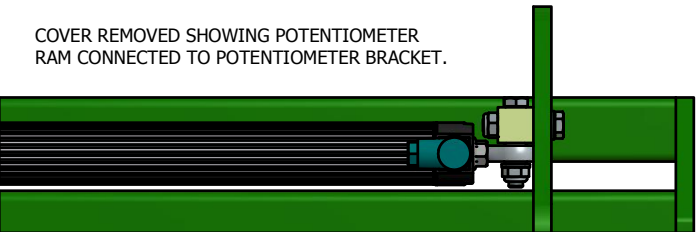
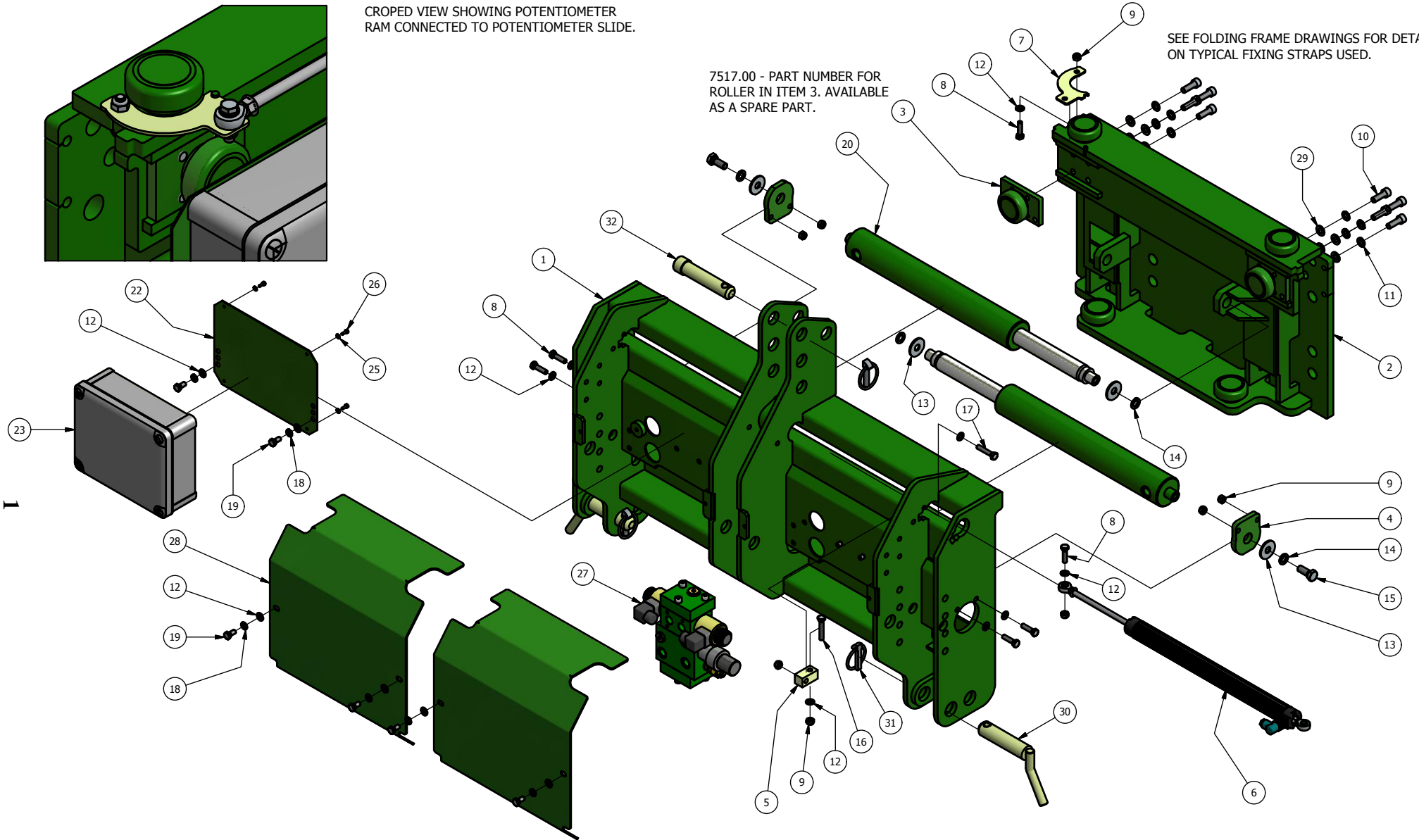
**<CLICK> TO RETURN TO MAIN SUB SECTION CONTENTS PAGE**



CROPPED VIEW SHOWING POTENTIOMETER RAM CONNECTED TO POTENTIOMETER SLIDE.

7517.00 - PART NUMBER FOR ROLLER IN ITEM 3. AVAILABLE AS A SPARE PART.

SEE FOLDING FRAME DRAWINGS FOR DETAILS ON TYPICAL FIXING STRAPS USED.

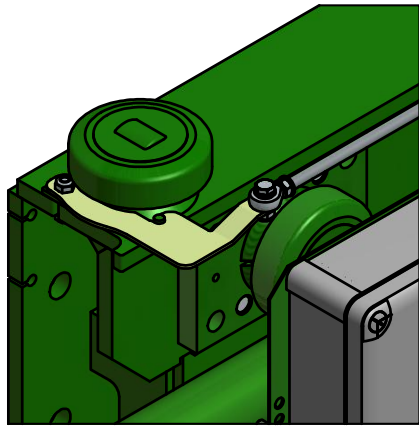


COVER REMOVED SHOWING POTENTIOMETER RAM CONNECTED TO POTENTIOMETER BRACKET.

WITH EXCEPTION TO HYDRAULIC RAMS, ELECTRIC BOX & VALVE BLOCK, PARTS ARE INTERCHANGEABLE WITH THE FREESHIFTING SIDESHIFT ASSEMBLY.

**ROBOCROP STANDARD DUTY SIDESHIFT ASSEMBLY**

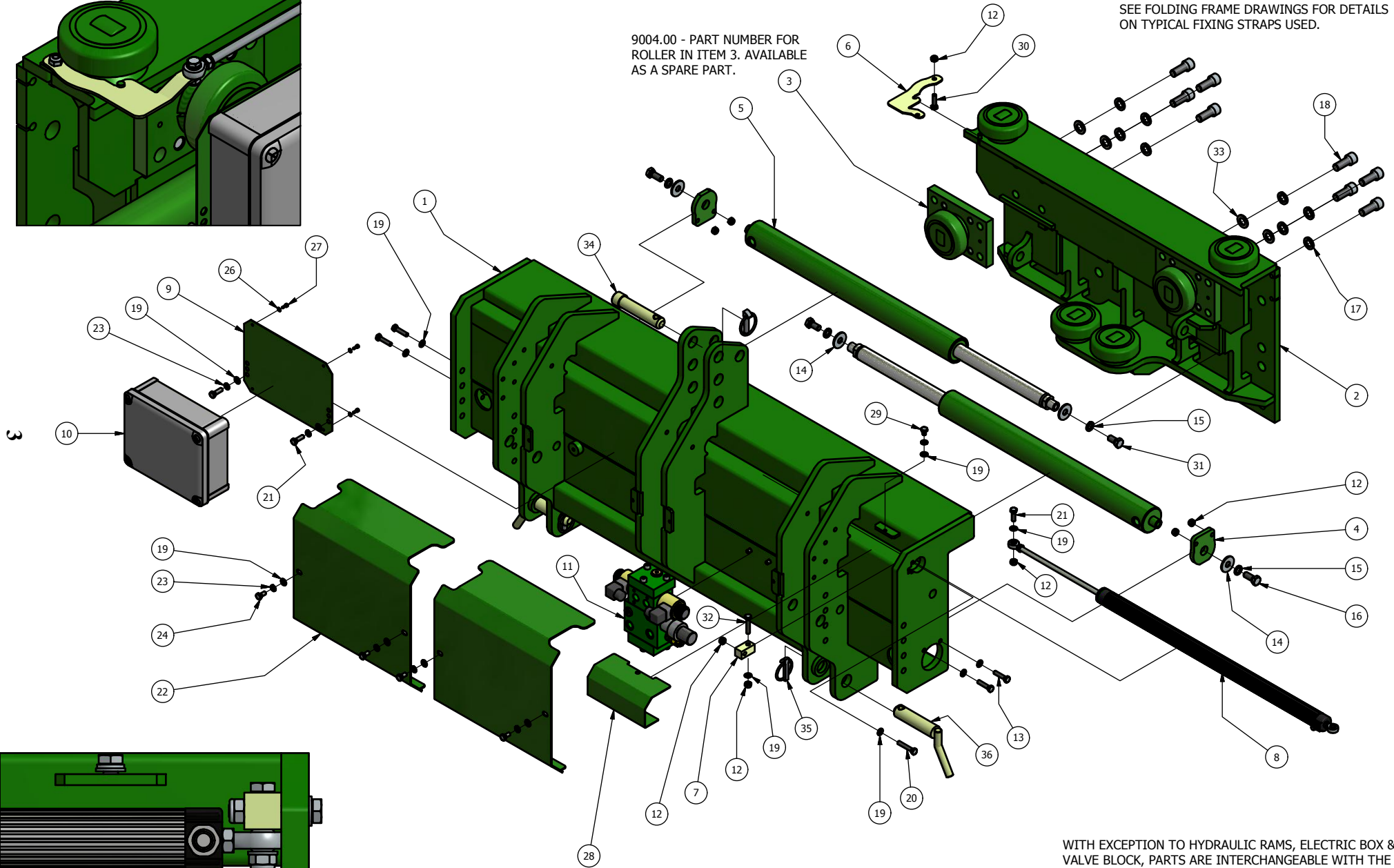
<b>ITEM No.</b>	<b>DESCRIPTION</b>	<b>PART No.</b>	<b>QUANTITY</b>
1	SIDE SHIFT FRAME	8605.00	1
2	SIDE SHIFT ROLLING FRAME	8606.00	1
3	SIDE SHIFT BOLT ON ROLLER & PLATE	7430.00	2
4	SIDE SHIFT RAM MOUNT	8464.04	2
5	POTENTIOMETER CYLINDER END BRACKET	8461.00	1
6	POTENTIOMETER RAM	7732.00	1
7	POTENTIOMETER ARM BRACKET	8608.00	1
8	M8x30 BOLT BZP	1153	6
9	M8 NYLOC NUT BZP	1042	8
10	SOCKET CAP SCREW M10x30 BZP	6370	8
11	M10 SPRING WASHER BZP	1170	8
12	M8 FLAT WASHER BZP	1157	14
13	LARGE OD FLAT WASHER 12x37x3 BZP		4
14	M12 SPRING WASHER BZP	1115	4
15	M12x30 BOLT BZP	1161	2
16	M8x45 BOLT BZP	8825	1
17	M8x40 BOLT BZP	5834	1
18	M8 SPRING WASHER BZP	1154	6
19	M8x16 BOLT BZP	1156	6
20	HYDRAULIC RAM	7331.00	2
21	M12x25 BOLT BZP	1111	2
22	ELECTRIC BOX MOUNTING PLATE	9010.00	1
23	ROBO VIS SYS CONTROL SYSTEM		
	FIREWIRE mk6	9888.00	1
24	M8x16 BOLT BZP	1156	2
25	M4 FLAT WASHER BZP	9089	4
26	SOCKET CAP SCREW M4x10 BZP		4
27	HYDRAULIC VALVE SPOOL WITH FLOW CONTROL OPEN CENTRE	8416.00	1
28	SIDE SHIFT GUARD	8460.00	2
29	M10 FLAT WASHER BZP	1186	8
30	LOWER LINK PIN	6409.00	2
31	LINCH PIN	5604.00	3
32	TOP LINK PIN	5442.00	1



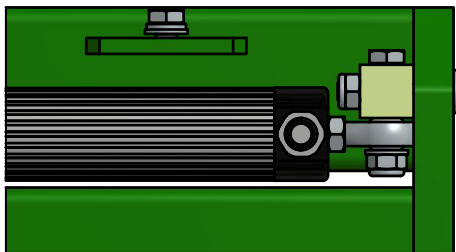
CROPPED VIEW SHOWING POTENTIOMETER RAM CONNECTED TO POTENTIOMETER SLIDE.

9004.00 - PART NUMBER FOR ROLLER IN ITEM 3. AVAILABLE AS A SPARE PART.

SEE FOLDING FRAME DRAWINGS FOR DETAILS ON TYPICAL FIXING STRAPS USED.



3



COVER REMOVED SHOWING POTENTIOMETER RAM CONNECTED TO POTENTIOMETER BRACKET.

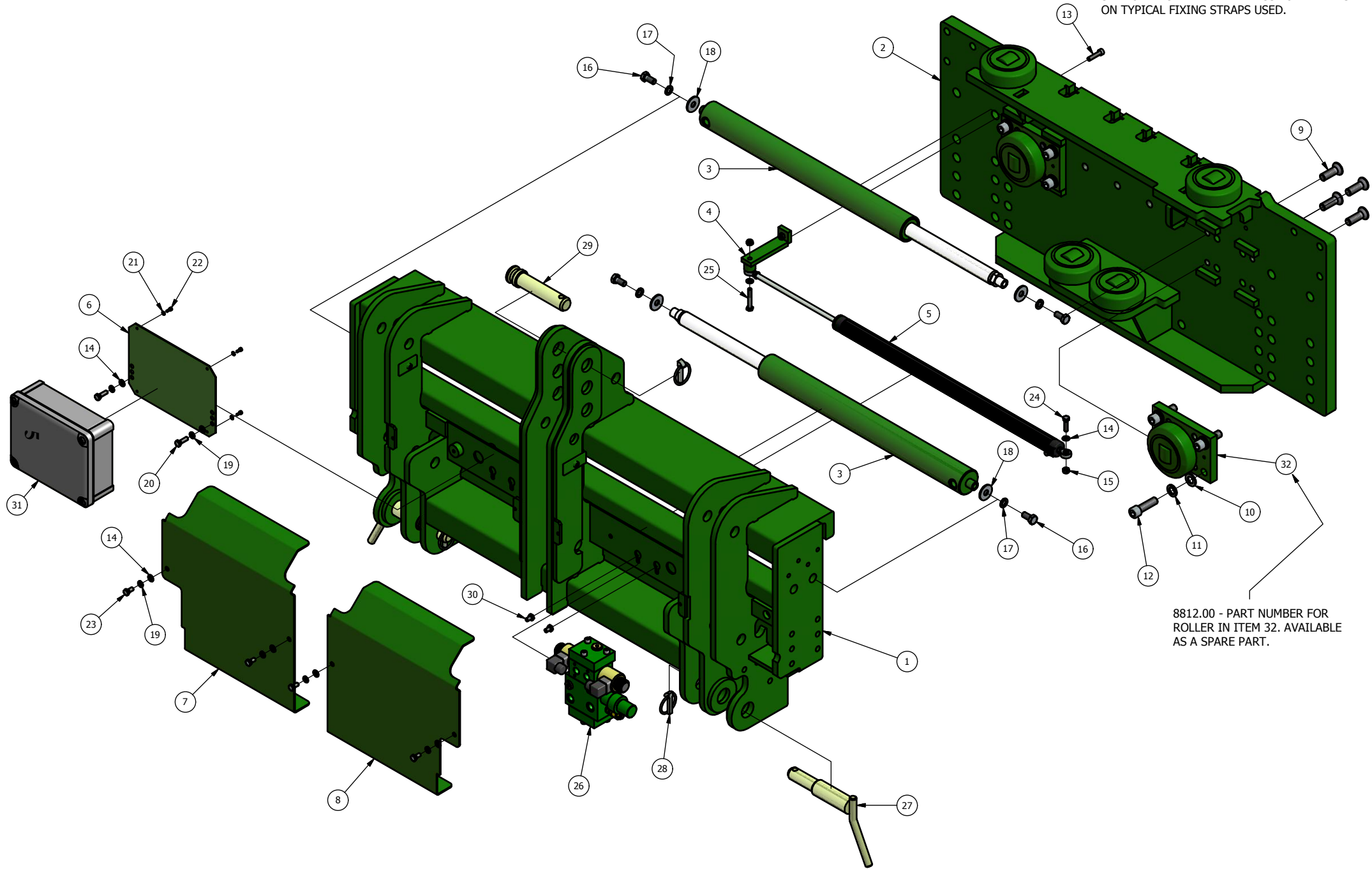
WITH EXCEPTION TO HYDRAULIC RAMS, ELECTRIC BOX & VALVE BLOCK, PARTS ARE INTERCHANGEABLE WITH THE FREESHIFTING HEAVY DUTY SIDESHIFT.

**ROBOCROP HEAVY DUTY SIDESHIFT ASSEMBLY**

<b>ITEM No.</b>	<b>DESCRIPTION</b>	<b>PART No.</b>	<b>QUANTITY</b>
1	H/D SIDE SHIFT FRAME	9001.00	1
2	H/D SIDE SHIFT ROLLING FRAME	9002.00	1
3	SIDE SHIFT BOLT ON ROLLER & PLATE	9003.00	2
4	SIDE SHIFT RAM MOUNT	8464.04	2
5	HYDRAULIC RAM	8174.00	2
6	POTENTIOMETER ARM BRACKET	9006.00	1
7	POTENTIOMETER CYLINDER END BRACKET	8461.00	1
8	POTENTIOMETER RAM	8227.00	1
9	ELECTRIC BOX MOUNTING PLATE	9010.00	1
10	ROBO VIS SYS CONTROL SYSTEM FIREWIRE mk6	9888.00	1
11	HYDRAULIC VALVE SPOOL WITH FLOW CONTROL OPEN CENTRE	8416.00	1
12	M8 NYLOC NUT BZP	1042	8
13	M8x35 BOLT BZP	7463	4
14	LARGE OD WASHER 12x37x3 BZP		4
15	M12 SPRING WASHER BZP	1115	4
16	M12x30 BOLT BZP	1161	2
17	M16 SPRING WASHER BZP	1119	8
18	SOCKET CAP SCREW M16x40 BZP	9067	8
19	M8 FLAT WASHER BZP	1157	14
20	M8x45 BOLT BZP	8825	1
21	M8x25 BOLT BZP	1041	3
22	SIDE SHIFT GAURD	9005.00	2
23	M8 SPRING WASHER BZP	1154	7
24	M8x16 BOLT BZP	1156	4
25	M8x12 BOLT BZP		2
26	M4 FLAT WASHER BZP	9089	4
27	SOCKET CAP SCREW M4x10 BZP		4
28	POTENTIOMETER GUARD	9007.00	1
29	M8x10 BOLT BZP		1
30	M8x30 BOLT BZP	1153	1
31	M12x25 BOLT BZP	1111	2
32	M8x40 BOLT BZP	5834	1
33	M16 FLAT WASHER BZP	7878	8
34	TOP LINK PIN	5442.00	1
35	RETAINING PIN	5604.00	3
36	LOWER LINK PIN	6409.00	2



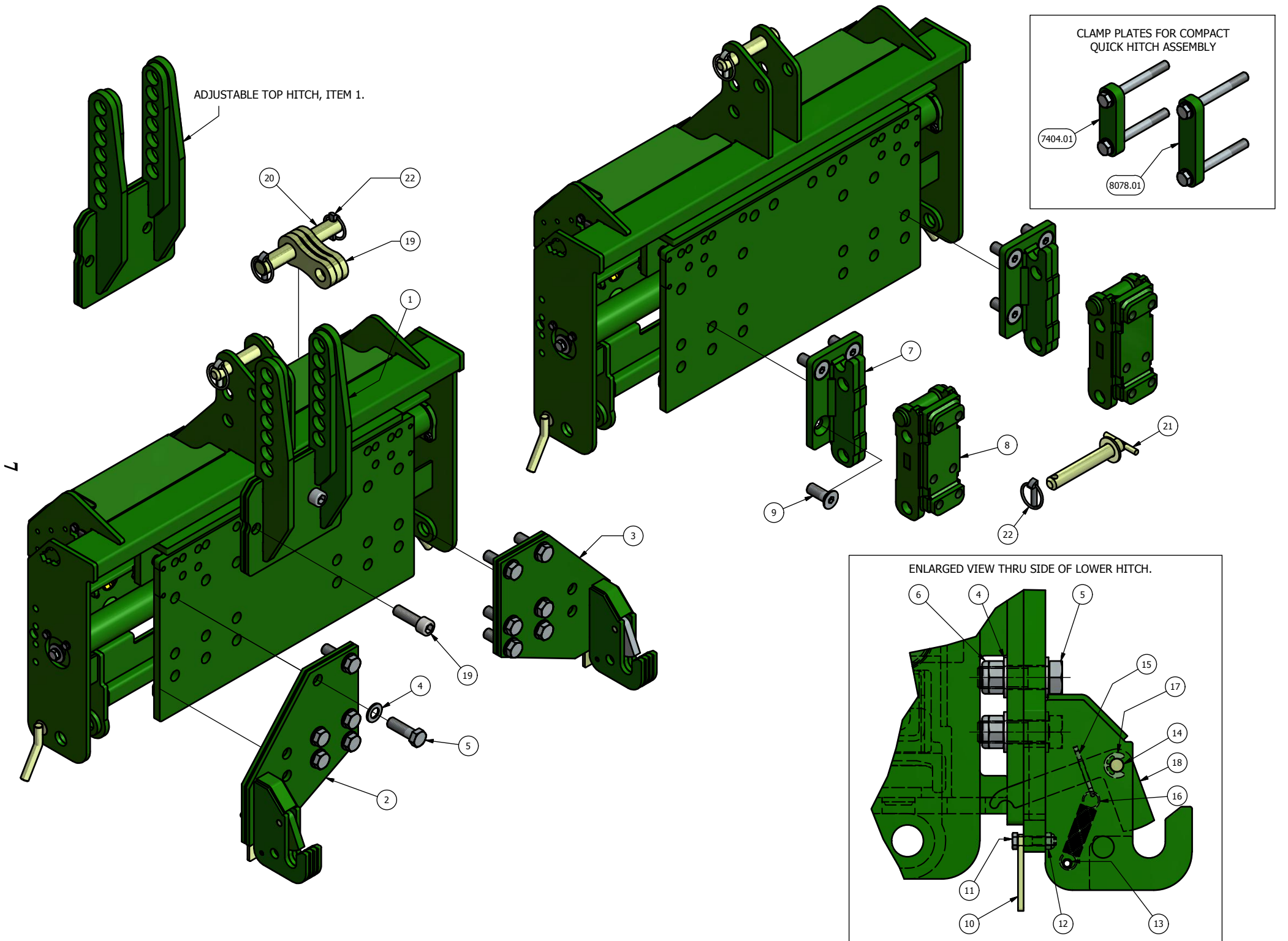
SEE FOLDING FRAME DRAWINGS FOR DETAILS ON TYPICAL FIXING STRAPS USED.



8812.00 - PART NUMBER FOR ROLLER IN ITEM 32. AVAILABLE AS A SPARE PART.

## ROBOCROP EXTRA HEAVY DUTY SIDESHIFT ASSEMBLY

ITEM No.	DESCRIPTION	PART No.	QUANTITY
1	EXTRA H/D SIDE SHIFT FRAME	8145.04	1
2	EXTRA H/D SIDE SHIFT ROLLING FRAME	8146.04	1
3	HYDRAULIC RAM	8174.00	2
4	POTENTIOMETER BRACKET	8233.00	1
5	POTENTIOMETER RAM	8227.00	1
6	ELECTRIC BOX MOUNTING PLATE	9010.00	1
7	GUARD	8231.00	1
8	GUARD	8232.00	1
9	M16x50 C'SUNK ALLEN HEAD BOLT BZP		8
10	M16 WASHER BZP	7878	8
11	M16 SPRING WASHER BZP	1119	8
12	M16x55 SOCKET CAP SCREW BZP		8
13	M8x55 SOCKET CAP SCREW BZP		1
14	M8 WASHER BZP	1157	9
15	M8 NYLOC NUT BZP	1042	3
16	M12x25 BOLT BZP	1111	4
17	M12 SPRING WASHER BZP	1115	4
18	LARGE OD WASHER 12x37x3 BZP		4
19	M8 SPRING WASHER BZP	1154	6
20	M8x25 BOLT BZP	1041	2
21	M4 WASHER BZP	9098	4
22	M4x10 SOCKET CAP SCREW BZP		4
23	M8x16 BOLT BZP	1156	4
24	M8x30 BOLT BZP	1153	1
25	M8x50 BOLT BZP	8389	1
26	HYDRAULIC VALVE SPOOL WITH FLOW CONTROL OPEN CENTRE	8416.00	1
27	LOWER LINK PIN	8177.00	2
28	RETAINING PIN	5604.00	3
29	UPPER LINK PIN	8178.00	1
30	M8x12 BOLT BZP		2
31	ROBO VIS SYS CONTROL SYSTEM FIREWIRE mk6	9888.00	1
32	SIDE SHIFT ROLLER ROLLER & PLATE ASS'Y	8813.00	2



## ROBOCROP QUICK HITCH BRACKETS

ITEM No.	DESCRIPTION	PART No.	QUANTITY
1	TOP QUICK HITCH	10091.00	1
2	LOWER LEFT QUICK HITCH	8655.02	1
3	LOWER RIGHT QUICK HITCH	8656.02	1
4	M20 WASHER BZP	1187	32
5	M20x60 BOLT BZP	6698	16
6	M20 NYLOC NUT BZP	1174	16
19	TOP LINK	10092.00	1
20	TOP LINK PIN	10093.00	1
22	LINCH PIN	5604.00	2

### ITEMS 10 TO 18 APPLICABLE TO BOTH HANDED QUICK HITCHES

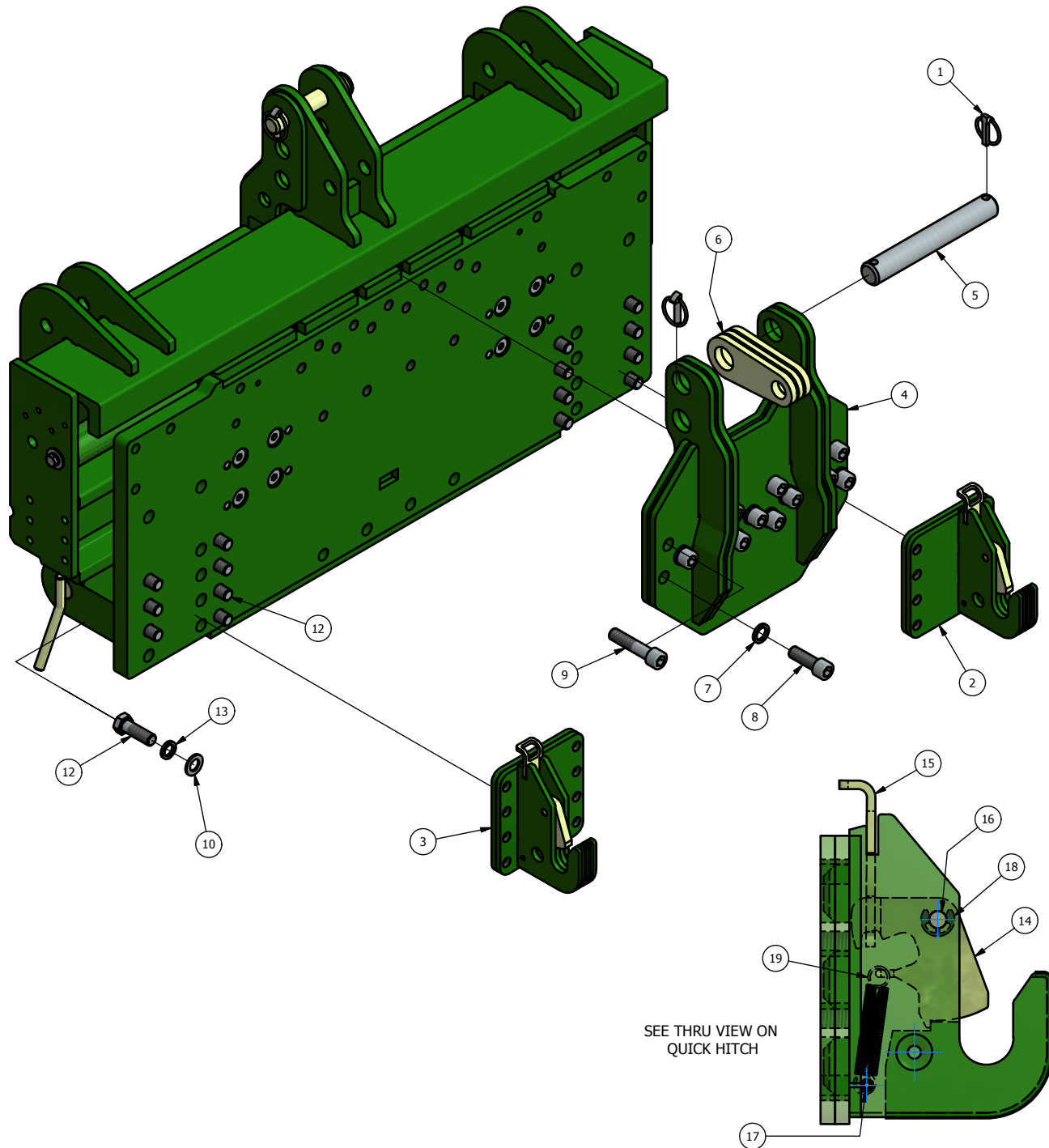
10	LOCK PLATE	8655.00.007	1
11	M8x35 BOLT BZP	7463	1
12	M8 NYLOC NUT	1042	1
13	ROLL PIN	9081	1
14	PIN	8655.00.006	1
15	SPLIT PIN 4mm		1
16	SPRING	8206.00	1
17	E-CLIP	8667	2
18	CATCH	8655.00.003	1

## COMPACT QUICK HITCH BRACKETS

4	M20 WASHER BZP	1187	8
6	M20 NYLOC NUT BZP	1174	8
7	QUICK HITCH BOLT BRACKET	9037.00	2
8	QUICK HITCH	9038.04	2
9	M20x60 CONTERSUNK BOLT BZP	9121	8
21	TRANSPORT PIN ( PER HITCH )	8526.00	2
22	LINCH PIN ( PER HITCH )	5604.00	2

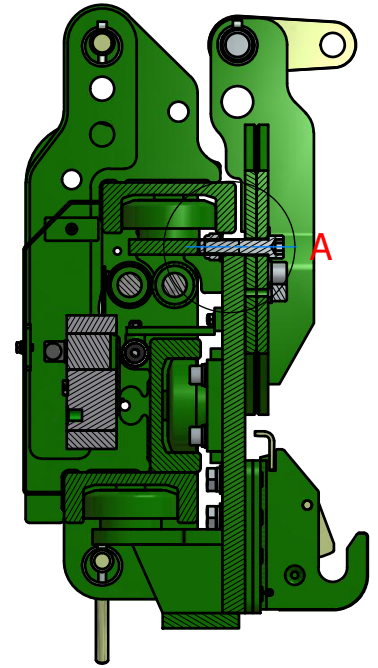
**PARTS ABOVE ARE COMMON FOR BOTH STANDARD DUTY  
AND HEAVY DUTY SIDE SHIFT**

6

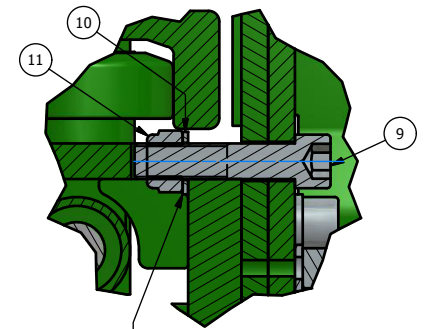


SEE THRU VIEW ON QUICK HITCH

SECTION THRU SIDE SHIFT



ENLARGED VIEW AT 'A'



4 OFF M20 WASHERS ARE MODIFIED WITH FLATS FOR ASSEMBLY PURPOSES INTO THE SIDE SHIFT.

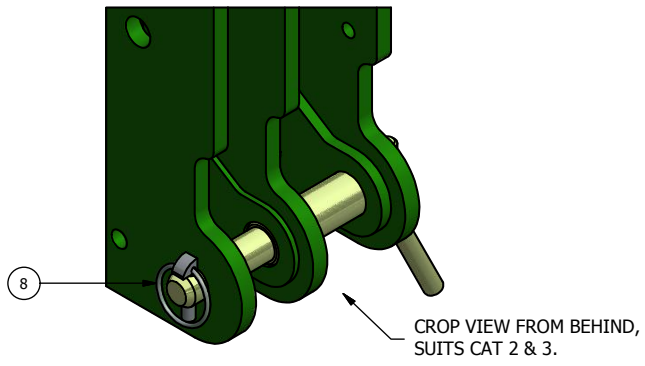
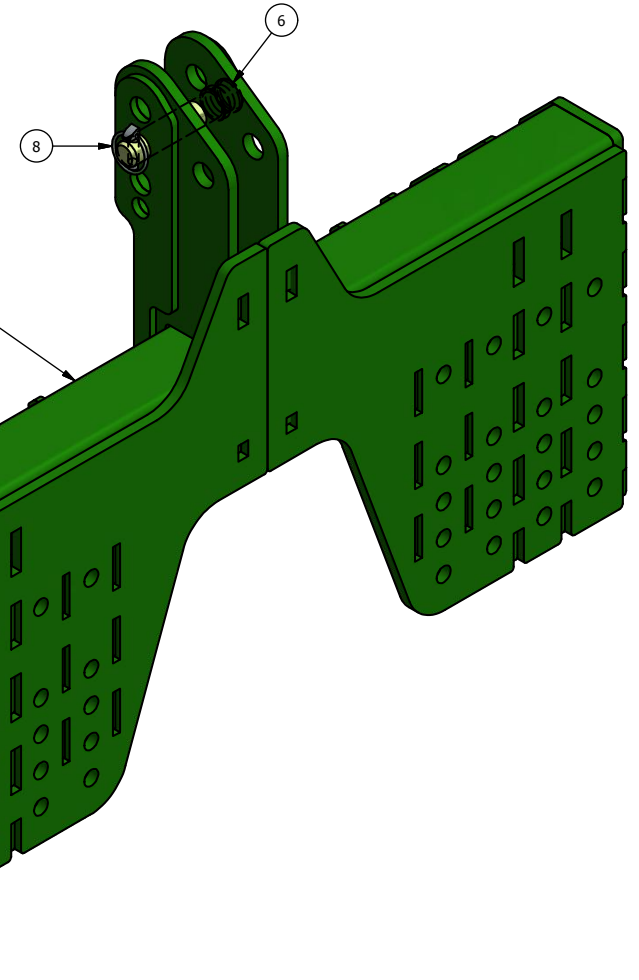
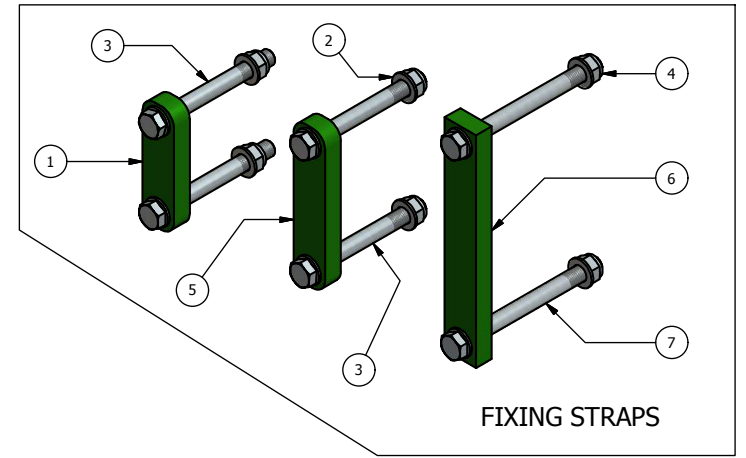
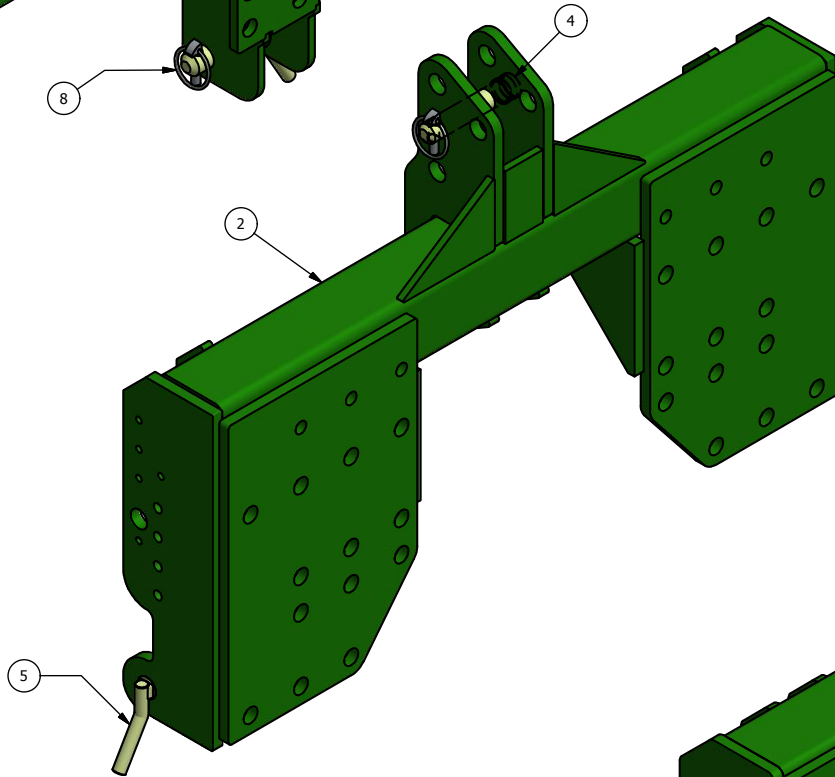
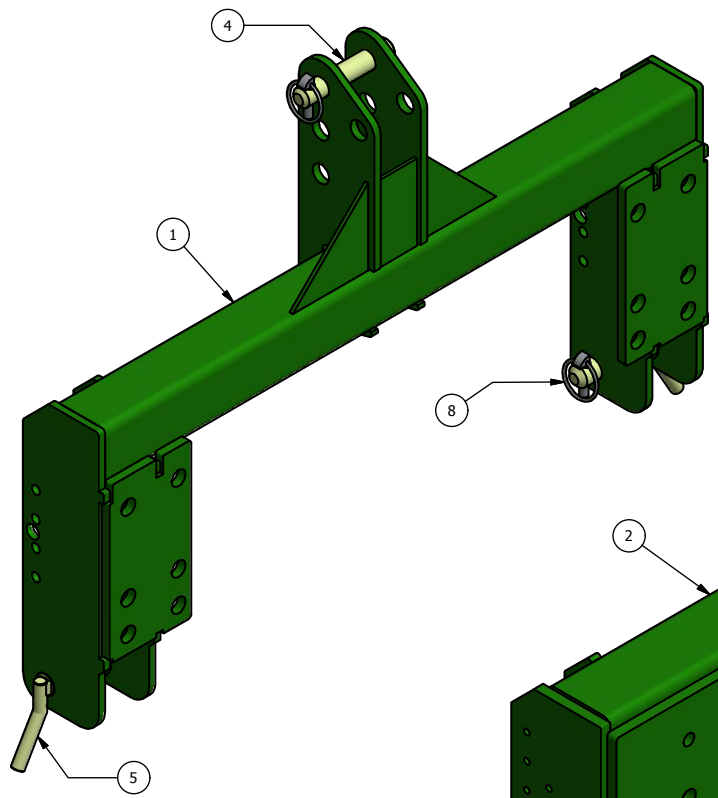


## ROBOCROP EXTRA HEAVY DUTY QUICK HITCH BRACKETS

<b>ITEM No.</b>	<b>DESCRIPTION</b>	<b>PART No.</b>	<b>QUANTITY</b>
1	RETAINING PIN	5604.00	2
2	RH CAT 3 QUICK HITCH	9903.00	1
3	LH CAT 3 QUICK HITCH	9904.00	1
4	TOP LINK	9893.00	1
5	PIN	9895.00	1
6	TOP LINK	9894.00	1
7	M22 SPRING WASHER BZP		9
8	M20x60 SOCKET CAP SCREW BZP		9
9	M20x90 SOCKET CAP SCREW BZP		4
10	M20 WASHER BZP	1187	20
11	M20 NYLOC NUT BZP	1174	4
12	M20x60 BOLT BZP	6698	16
13	M20 SPRING WASHER BZP	6402	16

### INTERNAL PARTS FOR QUICK HITCHES

14	CATCH LATCH	9891.00	1
15	CATCH LATCH PULL	9892.00	1
16	PIN	9896.00	1
17	SPRING RETAINING PIN	9898.00	1
18	12mm E-CLIP	8667	2
19	EXTENSION SPRING	8206.00	1



## ROBOCROP 3 POINT LINKAGE / HITCH

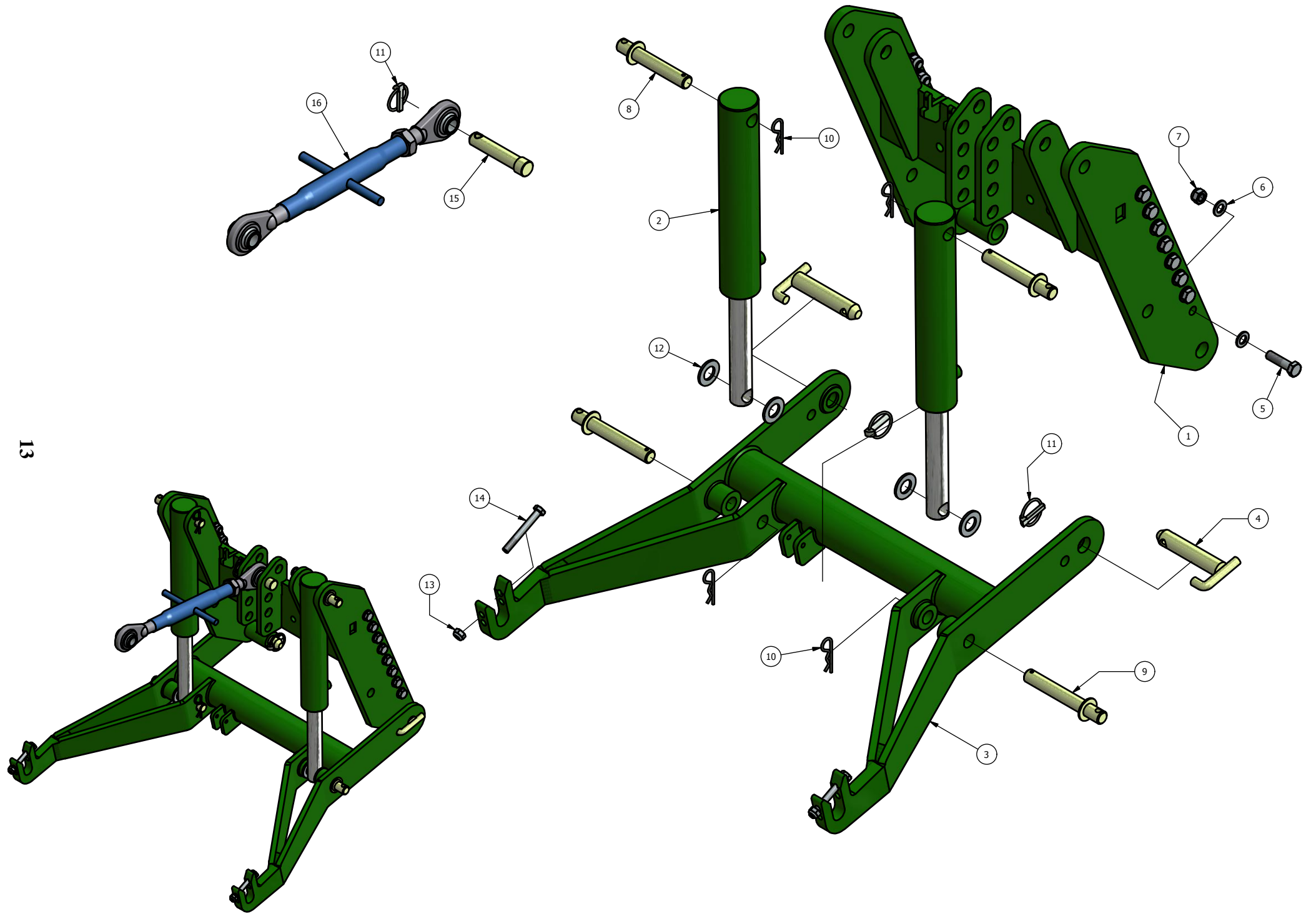
<b>ITEM No.</b>	<b>DESCRIPTION</b>	<b>PART No.</b>	<b>QUANTITY</b>
1	STANDARD 3 POINT LINKAGE FRAME	8650.00	1
2	HEAVY DUTY 3 POINT LINKAGE FRAME	8450.01	1
3	EXTRA HEAVY DUTY 3 POINT LINKAGE FRAME	10363.00	1
4	TOP LINK PIN	5442.00	1
5	LOWER LINK PIN	6409.00	2
6	TOP LINK PIN	8178.00	1
7	LOWER LINK PIN	8177.01	2
8	RETAINING PINS ( RETAINING PINS –PER HITCH )	5604.00	3

### FIXING STRAPS

1	100x100 CLAMP PLATE	7404.00	2
2	M20 WASHER BZP	1187	2
3	M20x180 BOLT BZP	7702	2
4	M20 NYLOC NUT	1174	2
5	100x150 CLAMP PLATE	8078.00	2
6	250x150 CLAMP PLATE	8144.00	6
7	M20x220 BOLT BZP	6403	2

NUTS, BOLTS, WASHERS – QTY'S ARE PER CLAMP

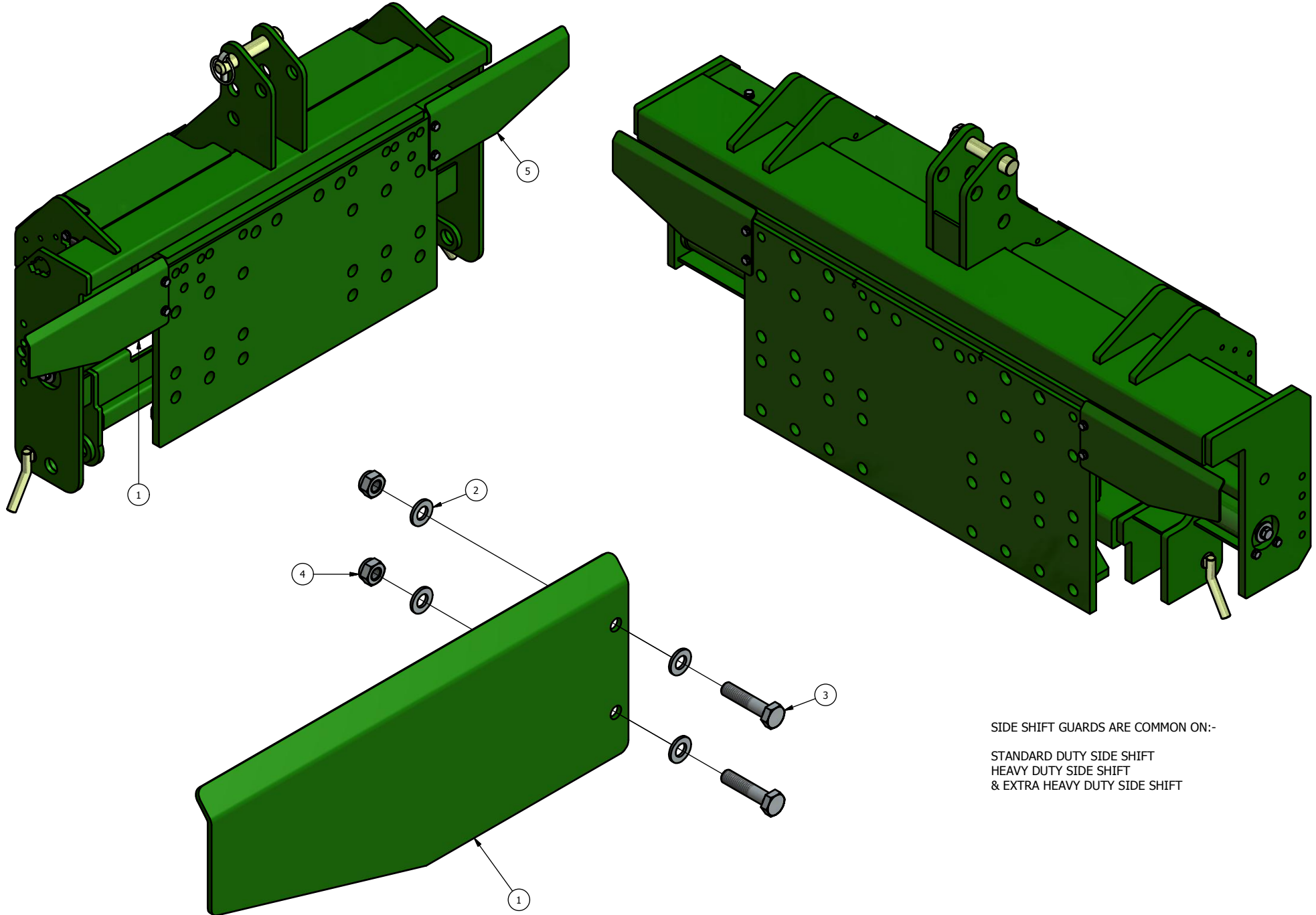
13



## ROBOCROP FRONT LIFT ASSEMBLY

<b>ITEM No.</b>	<b>DESCRIPTION</b>	<b>PART No.</b>	<b>QUANTITY</b>
1	MAIN FRAME	5941.00	1
2	HYDRAULIC RAM	5985.00	2
3	FRONT LIFT ARMS	5942.00	1
4	PIVOT PIN	5946.00	2
5	M16x60 BOLT BZP	1176	16
6	M16 FLAT WASHER BZP	7878	32
7	M16 NYLOC NUT BZP	1030	16
8	HYDRAULIC RAM PIN	8140.00	2
9	HYDRAULIC RAM PIN	8139.00	2
10	R-CLIP 4mm	1067	4
11	RETAINING PIN	5604.00	3
12	M26 FLAT WASHER BZP		4
13	M12 NYLOC NUT BZP	1017	2
14	M12x90 BOLT BZP	1178	2
15	TOP LINK PIN	5442.00	1
16	TOP LINK	6784	1

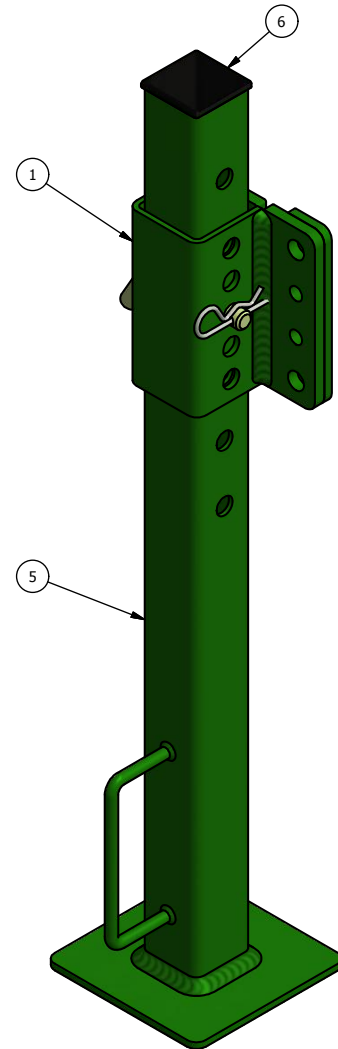
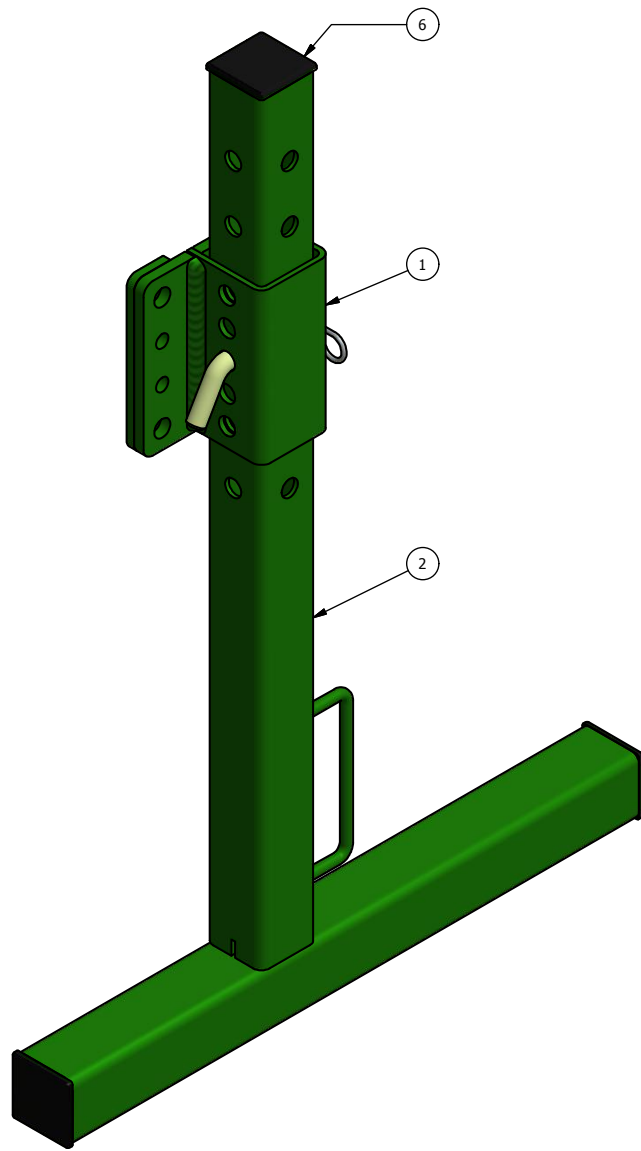




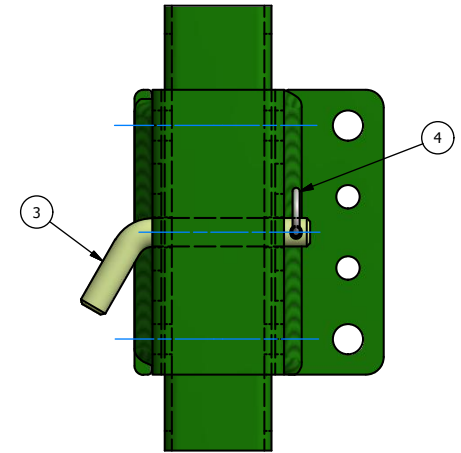
SIDE SHIFT GUARDS ARE COMMON ON:-  
STANDARD DUTY SIDE SHIFT  
HEAVY DUTY SIDE SHIFT  
& EXTRA HEAVY DUTY SIDE SHIFT

**ROBOCROP SIDE SHIFT GUARDS**

<b>ITEM No.</b>	<b>DESCRIPTION</b>	<b>PART No.</b>	<b>QUANTITY</b>
<b>1</b>	<b>LH GUARD</b>	<b>9854.00</b>	<b>1</b>
<b>2</b>	<b>M8 WASHER BZP</b>	<b>1157</b>	<b>8</b>
<b>3</b>	<b>M8x35 BOLT BZP</b>	<b>7463</b>	<b>4</b>
<b>4</b>	<b>M8 NYLOC NUT BZP</b>	<b>1042</b>	<b>4</b>
<b>5</b>	<b>RH GUARD</b>	<b>9853.00</b>	<b>1</b>

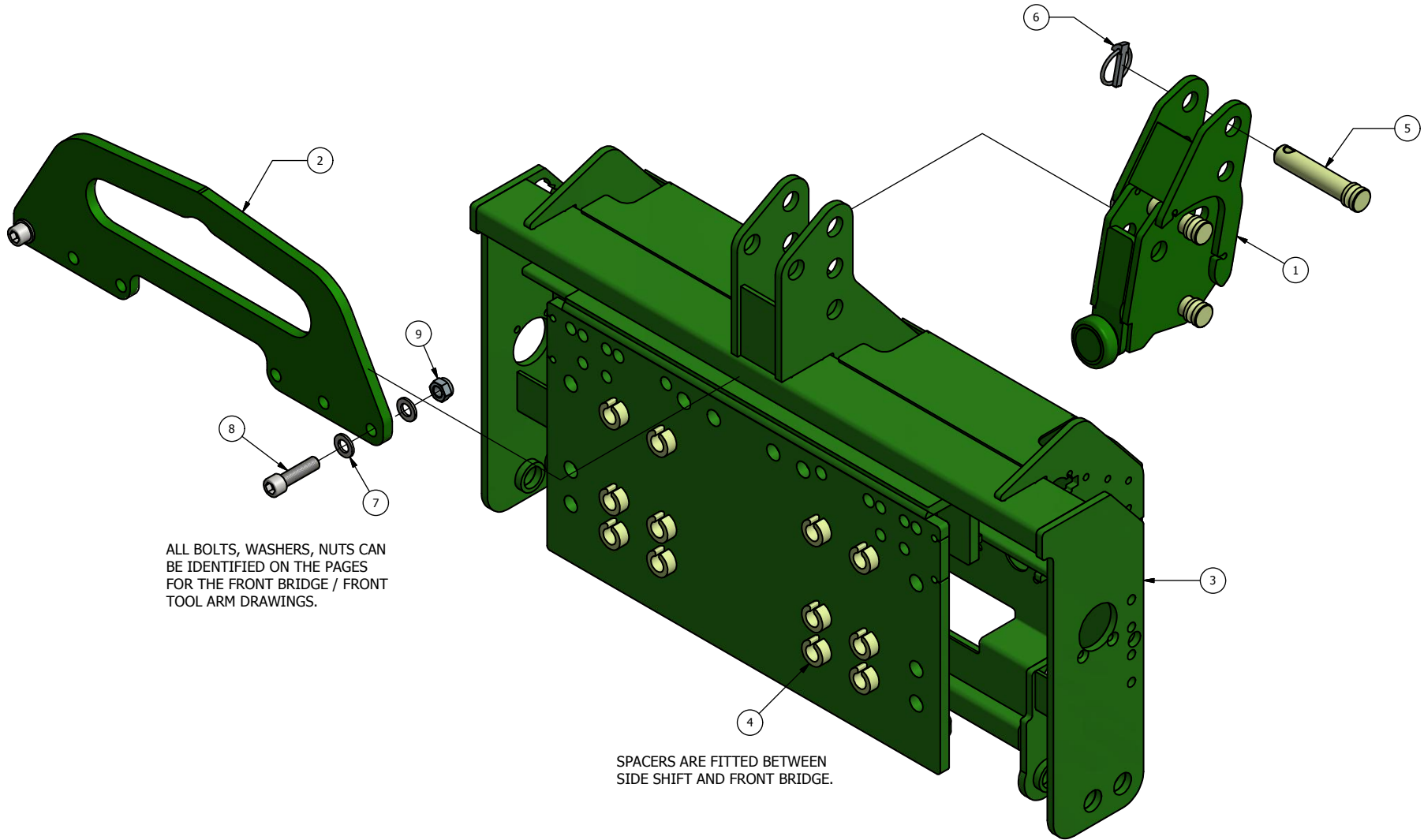


CROPPED SIDE VIEW OF MOUNTING BRACKET.



**ROBOCROP SIDE SHIFT / MACHINE STANDS**

<b>ITEM No.</b>	<b>DESCRIPTION</b>	<b>PART No.</b>	<b>QUANTITY</b>
<b>1</b>	<b>STAND BRACKET</b>	<b>9251.00</b>	<b>1</b>
<b>2</b>	<b>'T' LEG STAND</b>	<b>9253.00</b>	<b>1</b>
<b>3</b>	<b>PIN</b>	<b>9265.00</b>	<b>1</b>
<b>4</b>	<b>R-CLIP</b>	<b>1067.00</b>	<b>1</b>
<b>5</b>	<b>STAND</b>	<b>9252.00</b>	<b>1</b>
<b>6</b>	<b>END CAP</b>	<b>7583.00</b>	
	<b>( END CAP QTY DEPENDENT ON STAND STYLE )</b>		



ALL BOLTS, WASHERS, NUTS CAN BE IDENTIFIED ON THE PAGES FOR THE FRONT BRIDGE / FRONT TOOL ARM DRAWINGS.

SPACERS ARE FITTED BETWEEN SIDE SHIFT AND FRONT BRIDGE.



**ROBOCROP SELF CENTERING SIDE SHIFT CRANK**

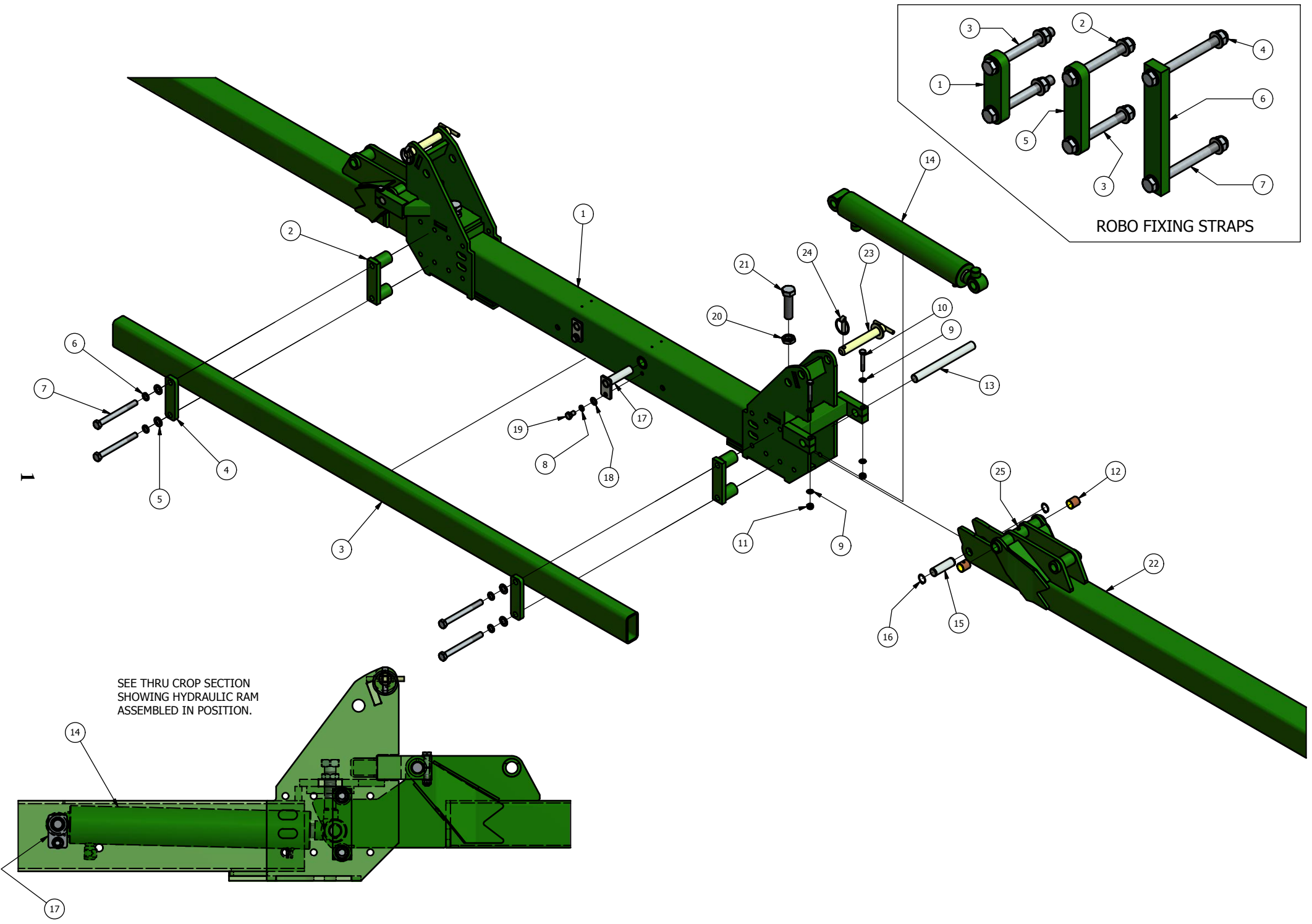
<b>ITEM No.</b>	<b>DESCRIPTION</b>	<b>PART No.</b>	<b>QUANTITY</b>
1	CENTERING ROLLER CRANK	9462.00	1
2	CENTERING PLATE	9461.00	1
3	SIDE SHIFT	8605 8606	1
4	SPACER	9463.00	12
5	TOP LINK PIN	5442.00	3
6	LINCH PIN	5604.00	3
7	M16 WASHER BZP		4
8	M16x60 SOCKET CAP SCREW BZP		2
9	M16 NYLOC NUT BZP		2

# **FOLDING FRAMES & TOOL ARMS SECTION**

## **CONTENTS**

	<b>PAGE</b>
<b>ROBOCROP 6M FOLDING FRAME</b>	<b>1-2</b>
<b>ROBOCROP PLUG IN FRAME EXTENSIONS</b>	<b>3-4</b>
<b>ROBOCROP BOLTED &amp; FIXED FRONT BRIDGE / TOOL ARM</b>	<b>5-6</b>
<b>ROBOCROP FRONT BRIDGE FOR 6M FOLDING FRAME</b>	<b>7-8</b>
<b>ROBOCROP FOLDING WING TIPS – HORIZONTAL TIP FOLD</b>	<b>9-10</b>
<b>ROBOCROP 9M VERTICAL FOLDING FRAME</b>	<b>11-12</b>
<b>ROBOCROP 9M PARALLEL FOLDING FRAME</b>	<b>13-17</b>
<b>ROBOCROP FOLDING WING TIPS – VERTICAL TIP FOLD</b>	<b>19-20</b>
<b>ROBOCROP 12M VERTICAL FOLDING FRAME</b>	<b>21-22</b>
<b>ROBOCROP 12M FOLDING WING TIPS</b>	<b>23-24</b>
<b>ROBOCROP DISK STEER FRAME BEAMS</b>	<b>25-26</b>
<b>ROBOCROP FOLDING FRAME WING STOP</b>	<b>27-28</b>
<b>ROBOCROP MANUAL OPERATOR SEAT ASSEMBLY</b>	<b>29-30</b>

**<CLICK> TO RETURN TO MAIN SUB SECTION CONTENTS PAGE**



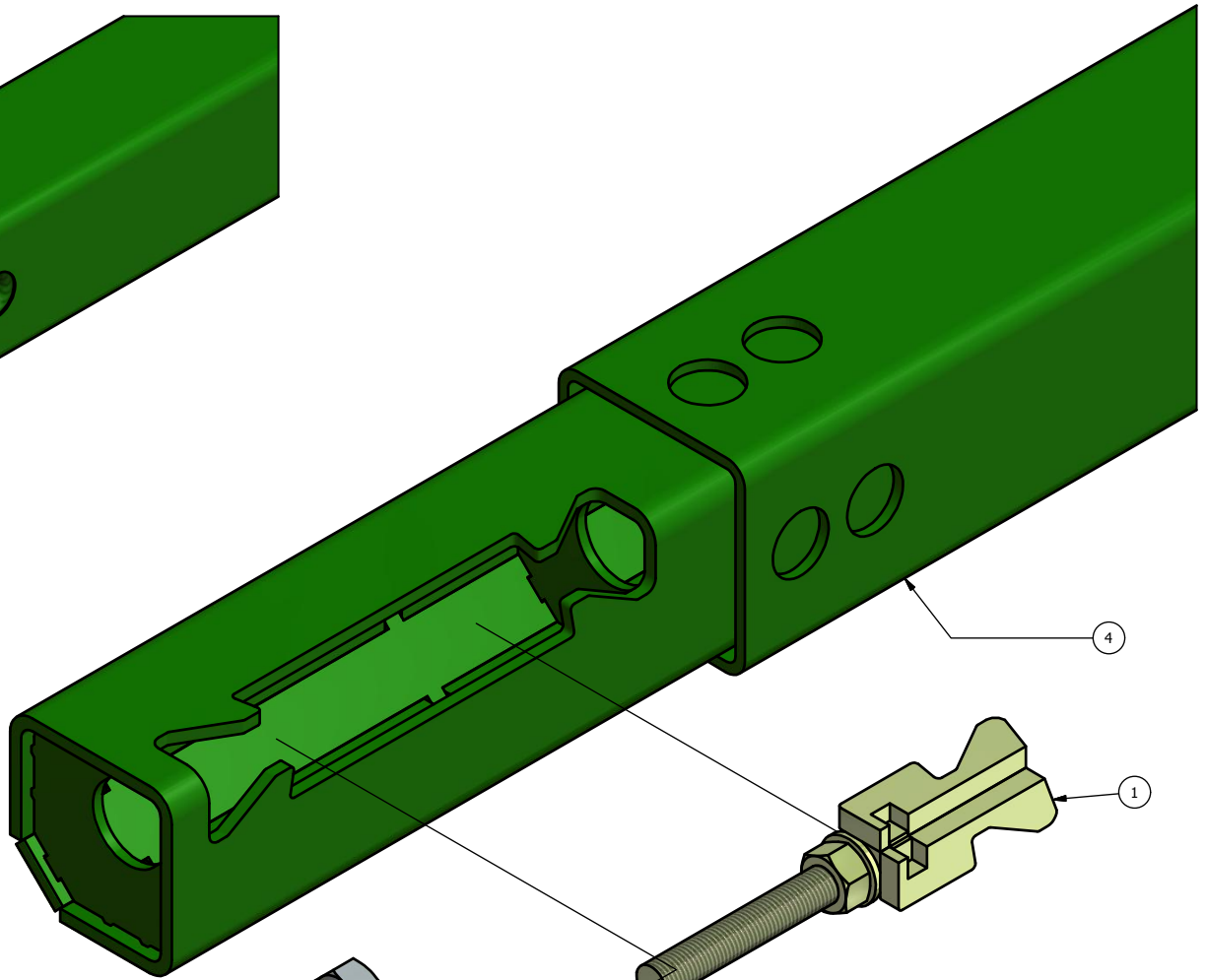
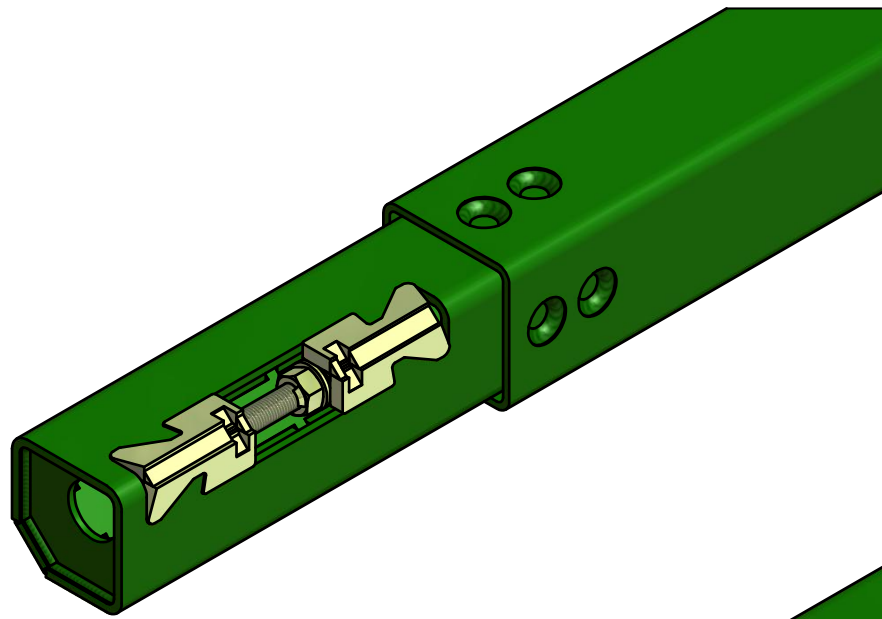
## ROBOCROP 6M FOLDING FRAME

ITEM No.	DESCRIPTION	PART No.	QUANTITY
1	6M CENTRE SECTION	8577.00	1
2	SPACER	8611.00	2
3	FRAME BEAM 2300	7456.00	1
4	SPACER	7405.00	2
5	M16 FLAT WASHER BZP	7878	4
6	M16 SPRING WASHER BZP	1119	4
7	M16x160 BOLT BZP	6826	4
8	M12 SPRING WASHER	1115	2
9	M10 THIN WASHER	7876	8
10	M10x65 BOLT BZP	7459	4
11	M10 NYLOC NUT BZP	1024	4
12	BUSH	7446.00	4
13	FOLDING PIVOT PIN	7395.00	2
14	HYDRAULIC RAM	8579.00	2
15	RAM PIN	8582.00	2
16	25MM EXTERNAL CIRCLIP	7453	4
17	RAM RETAINING PIN	7417.00	2
18	M12 THIN WASHER BZP	7877	2
19	M12x25 BOLT BZP	1111	2
20	M24 NUT BZP	8207	2
21	M24x90 SET SCREW BZP	8835	2
22	6M FOLDING FRAME WING	8578.01	2
23	TRANSPORT SAFETY PIN	8526.00	2
24	LINCH PIN	5604.00	2
25	GREASE NIPPLE 1/4" UNF		2

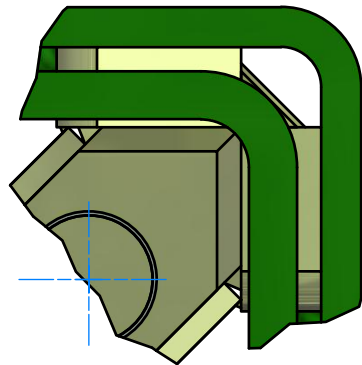
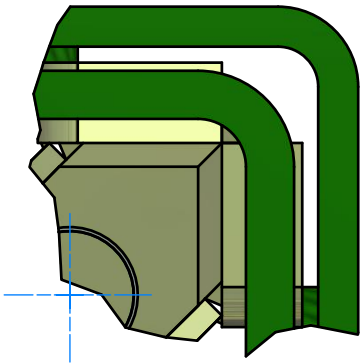
## ROBO FIXING STRAPS

1	100x100 CLAMP PLATE	7404.01	2
2	M20 WASHER BZP	1187	2
3	M20x180 BOLT BZP	7702	2
4	M20 NYLOC NUT	1174	2
5	100x150 CLAMP PLATE	8078.01	2
6	250x150 CLAMP PLATE	8144.00	6
7	M20x220 BOLT BZP	6403	2

NUTS, BOLTS, WASHERS – QTY'S ARE PER CLAMP



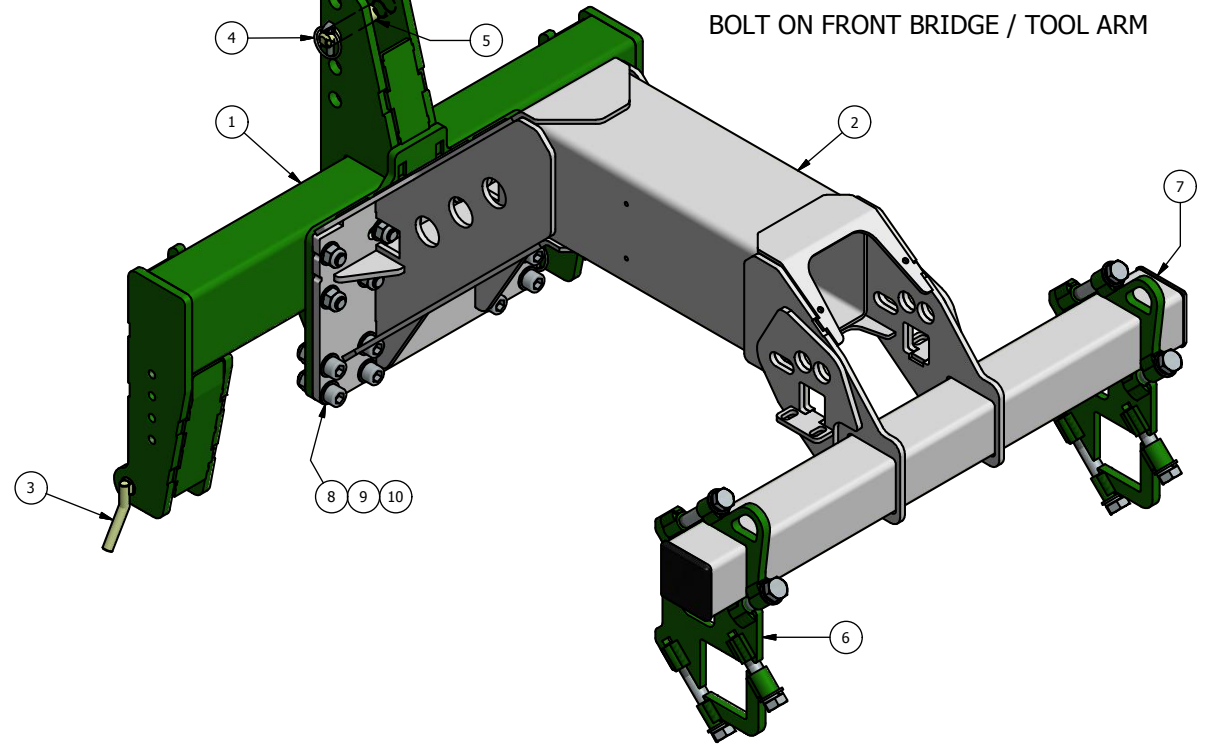
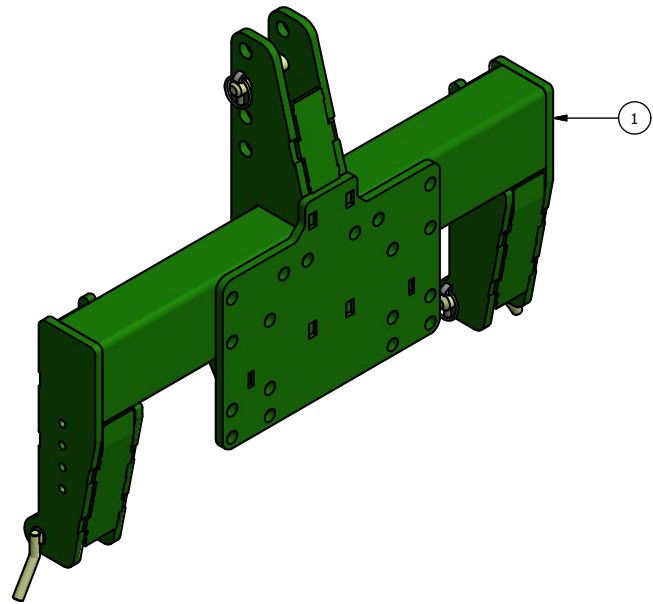
3



CROPPED END VIEWS SHOWING THE  
EXTENSION WEDGE BEFORE BEING  
TIGHTENED AND AFTER TIGHTENING  
INTO PLACE.

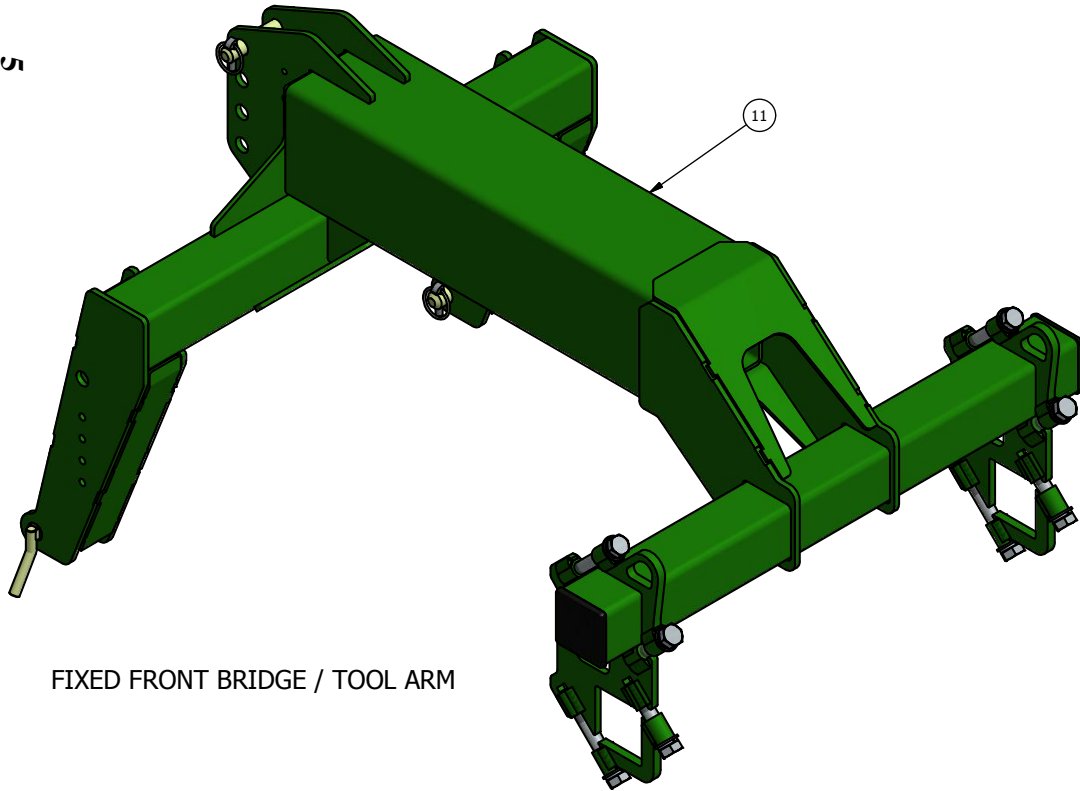
**ROBOCROP PLUG IN FRAME EXTENSIONS**

<b>ITEM No.</b>	<b>DESCRIPTION</b>	<b>PART No.</b>	<b>QUANTITY</b>
<b>1</b>	<b>PLUG IN EXTENSION WEDGE</b>	<b>9048.00</b>	<b>1</b>
<b>2</b>	<b>PLUG IN FRAME WEDGE</b>	<b>9049.00</b>	<b>1</b>
<b>3</b>	<b>M16 NUT BZP</b>	<b>1015.00</b>	<b>1</b>
<b>4</b>	<b>PLUG IN FRAME EXTENSION</b>	<b>9047.02</b>	<b>1</b>

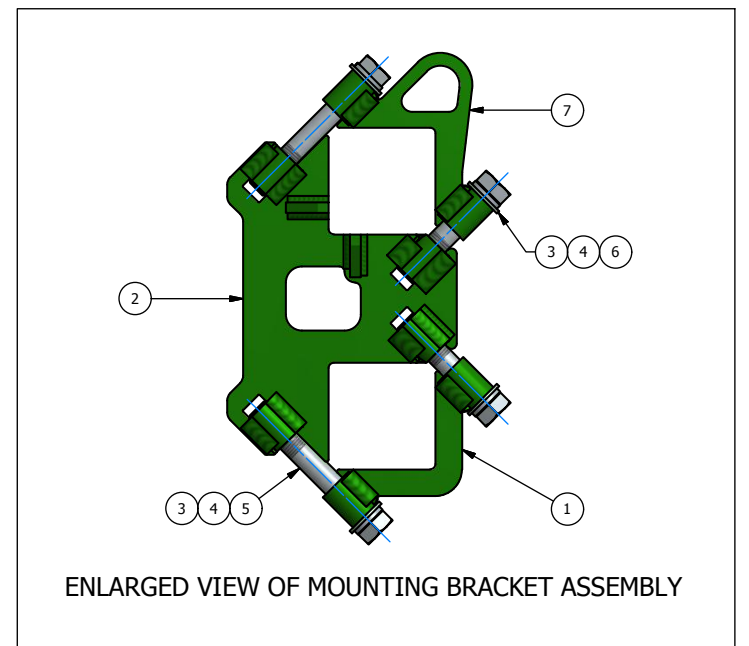


BOLT ON FRONT BRIDGE / TOOL ARM

5



FIXED FRONT BRIDGE / TOOL ARM



ENLARGED VIEW OF MOUNTING BRACKET ASSEMBLY



## ROBOCROP BOLTED & FIXED FRONT BRIDGE / TOOL ARM

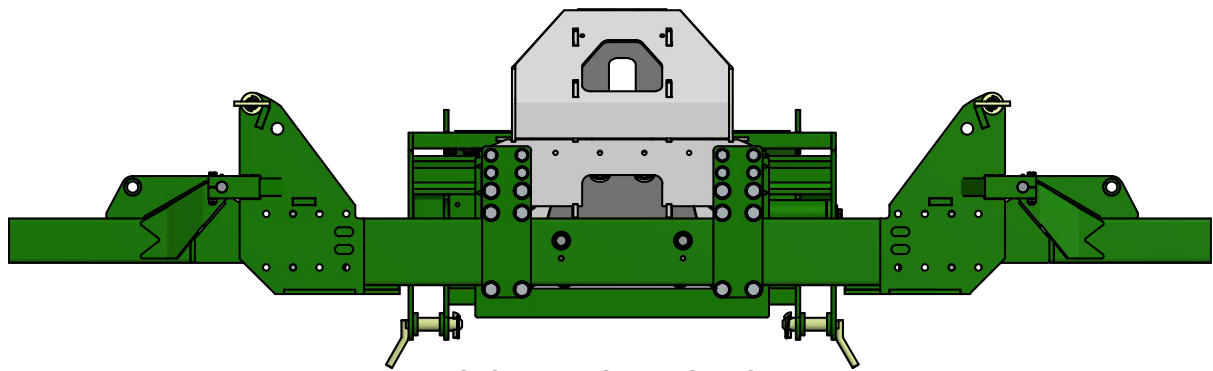
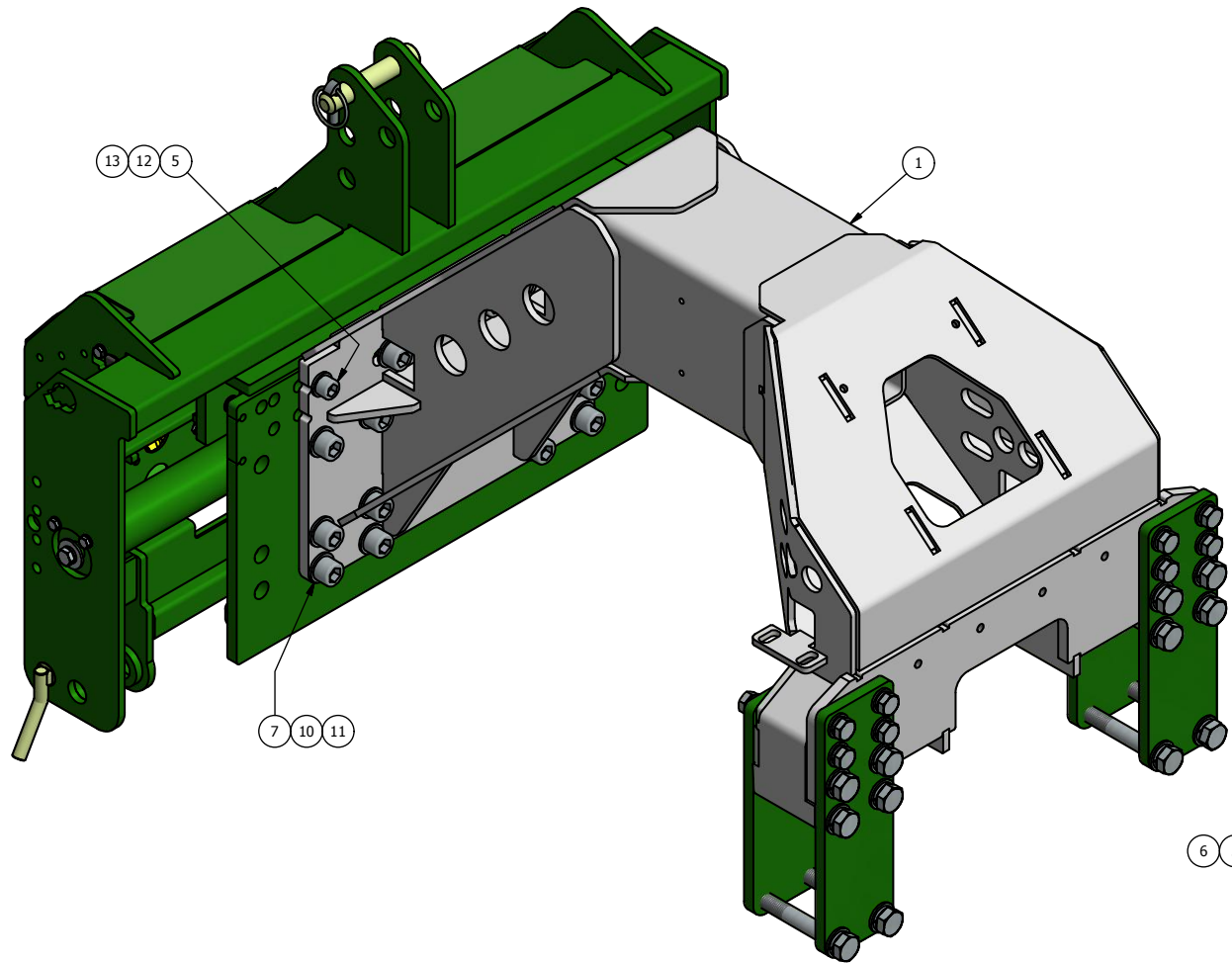
ITEM No.	DESCRIPTION	PART No.	QUANTITY
1	FRONT PICK UP FRAME - BOLT ON BRIDGE	10161.00	1
2	FRONT PICK UP BRIDGE / TOOL ARM		
	1100 LONG	10005.01	
	1300 LONG	10163.00	
3	LOWER LINK PIN	6409.00	2
4	RETAINING PIN	5604.00	3
5	TOP LINK PIN	5442.00	1
6	FRONT BRIDGE / PICK UP BRACKETS	10007.00	2
7	END CAPS	7455.00	2
8	M20 WASHER BZP		32
9	M20 NYLOC NUT BZP		18
10	M20 SOCKET HEAD CAP SCREW BZP		18
11	FIXED FRONT PICK UP BRIDGE / TOOL ARM		
	1100 LONG	10157.00	
	1300 LONG	10166.00	

FIXED FRONT BRIDGE USES SAME LINK PINS, RETAINING PINS ETC

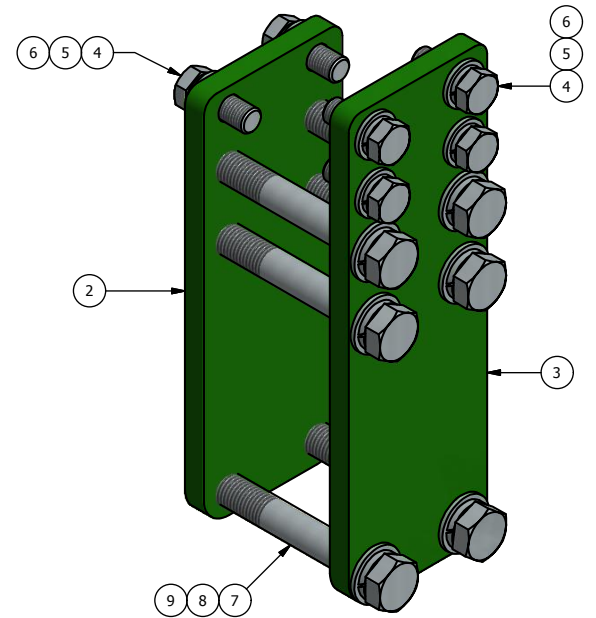
### MOUNTING BRACKETS

1	FRONT PICK UP CENTRE BRIDGE BRACKET CLAMP	10008.00	1
2	FRONT PICK UP CENTRE BRIDGE BRACKET	10007.04	1
3	M20 WASHER BZP		4
4	M20 SPRING WASHER BZP		4
5	M20x150 BOLT BZP		2
6	M20x110 BOLT BZP		2
7	FRONT PICK UP CENTRE BRIDGE BRACKET CLAMP WITH SLING POINT	10140.00	1

7



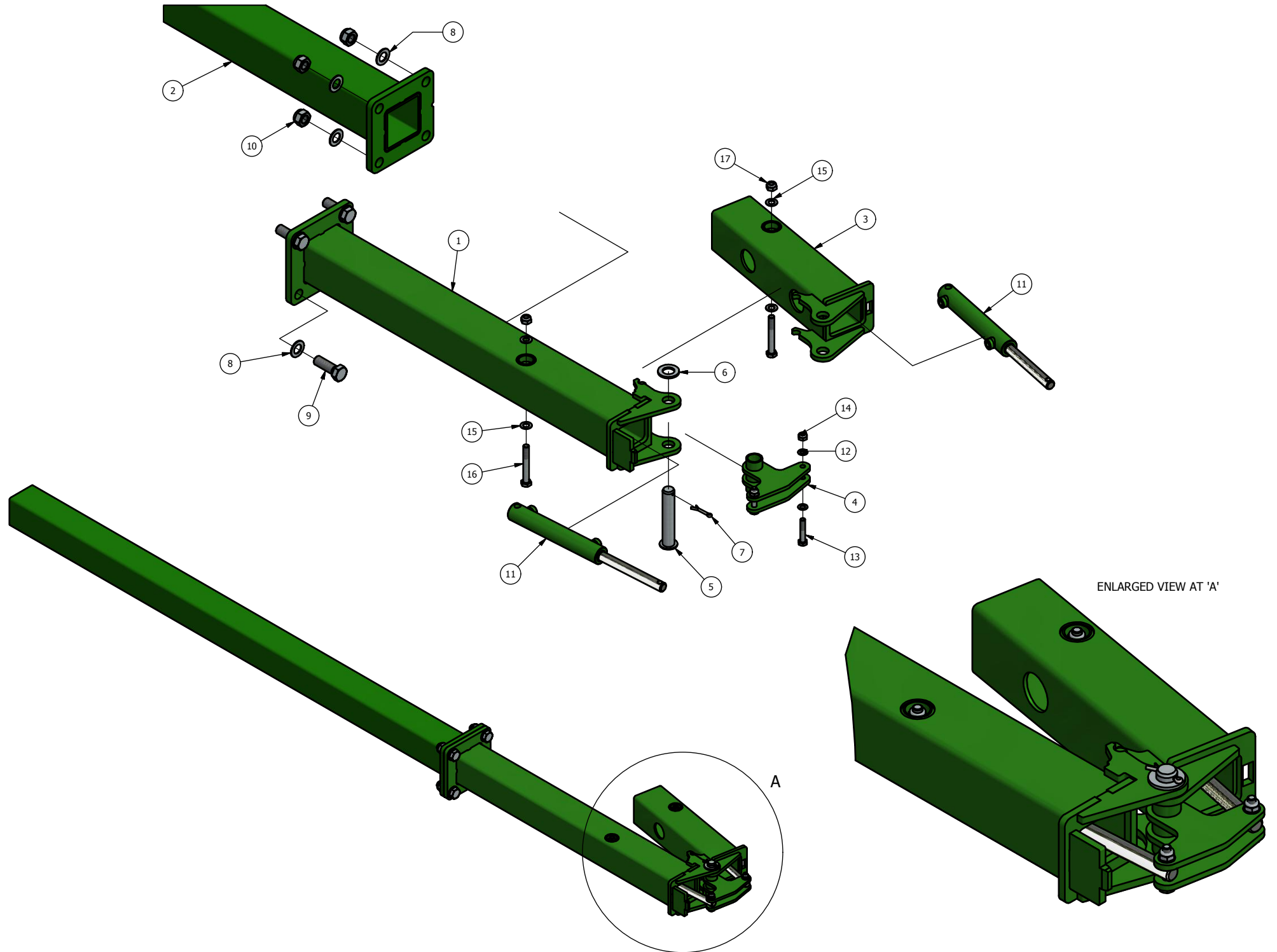
CROP VIEW OF BRACKETS IN PLACE ON FOLDING FRAME.



**ROBOCROP FRONT BRIDGE FOR 6M FOLDING FRAME**

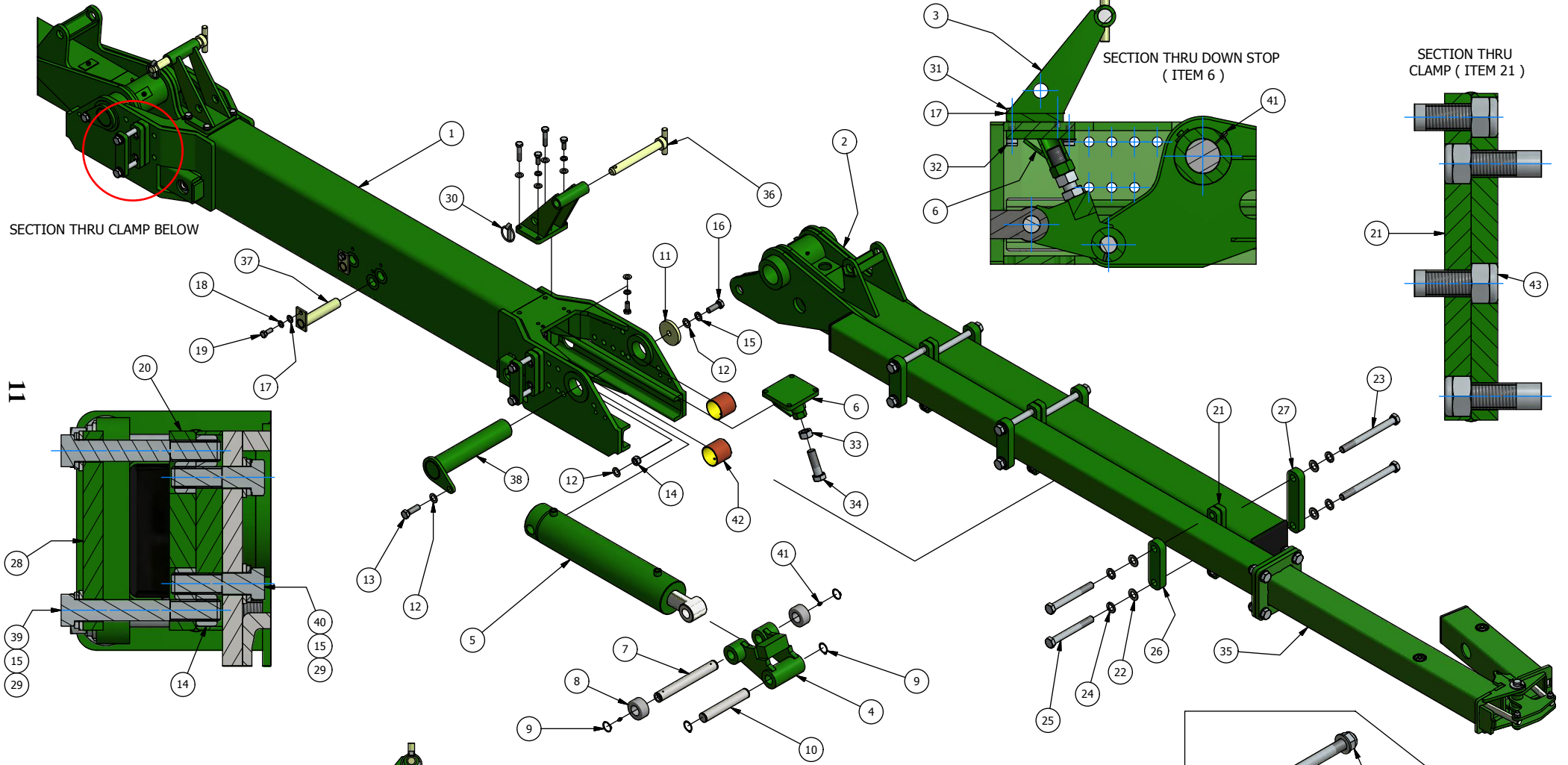
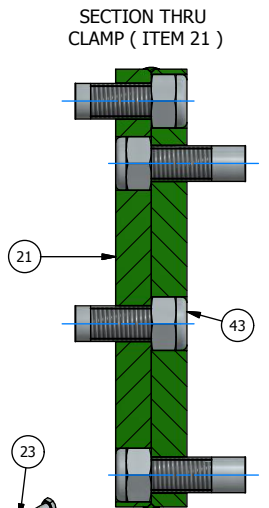
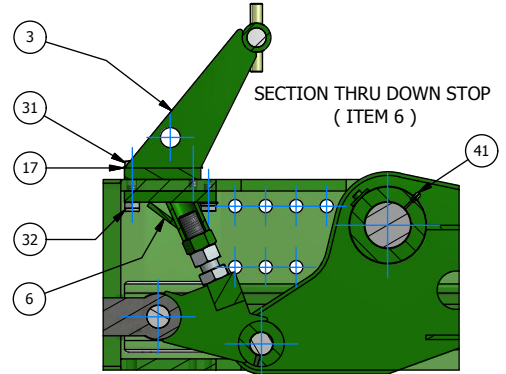
<b>ITEM No.</b>	<b>DESCRIPTION</b>	<b>PART No.</b>	<b>QUANTITY</b>
<b>1</b>	<b>FRONT PICK UP / CENTRE BRIDGE (VARIOUS LENGTHS)</b>		
	<b>900MM</b>	<b>10351.00</b>	
	<b>1100MM</b>	<b>10119.01</b>	
	<b>1250MM</b>	<b>10165.00</b>	
	<b>1450MM</b>	<b>10164.00</b>	
<b>2</b>	<b>FRONT PICK UP BRIDGE TO 6M FRAME</b>		
	<b>PLATE REAR</b>	<b>10159.00</b>	<b>1</b>
<b>3</b>	<b>FRONT PICK UP BRIDGE TO 6M FRAME</b>		
	<b>PLATE FRONT</b>	<b>10158.00</b>	<b>1</b>
<b>4</b>	<b>M16 SPRING WASER BZP</b>		<b>16</b>
<b>5</b>	<b>M16 WASHER BZP</b>		<b>12</b>
<b>6</b>	<b>M16x40 BOLT BZP</b>		<b>12</b>
<b>7</b>	<b>M20 WASHER BZP</b>		<b>44</b>
<b>8</b>	<b>M20 SPRING WASHERS BZP</b>		<b>12</b>
<b>9</b>	<b>M20x140 BOLT BZP</b>		<b>12</b>
<b>10</b>	<b>M20 NYLOC NUT BZP</b>		<b>16</b>
<b>11</b>	<b>M20x60 SOCKET HEAD CAP SCREW BZP</b>		<b>16</b>
<b>12</b>	<b>M16x60 SOCKET HEAD CAP SCREW BZP</b>		<b>2</b>
<b>13</b>	<b>M16 NYLOC NUT BZP</b>		<b>2</b>

6

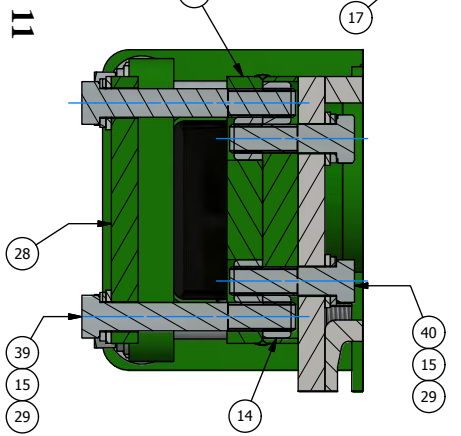


**ROBOCROP FOLDING WING TIPS – HORIZONTAL TIP FOLD**

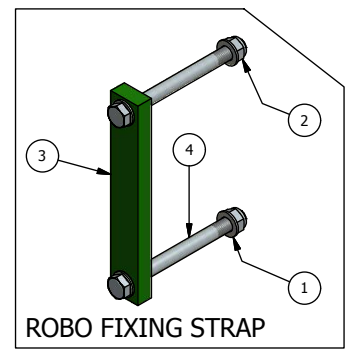
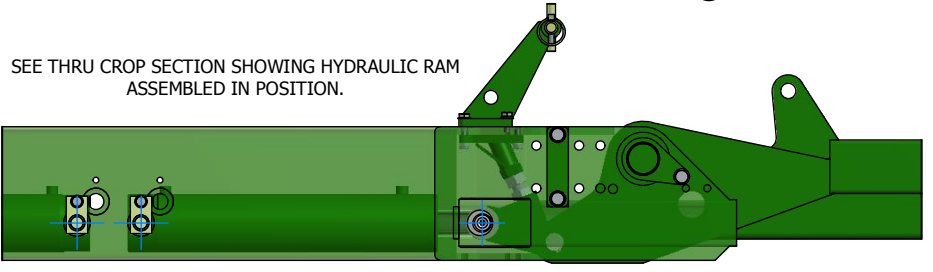
<b>ITEM No.</b>	<b>DESCRIPTION</b>	<b>PART No.</b>	<b>QUANTITY</b>
1	FOLDING TIP OUTER TOOL BAR	9137.00	1
2	FOLDING TIP MAIN TOOL BAR	9138.00	1
3	FOLDING TIP END	9135.00	1
4	FOLDING TIP CRANK	9136.00	1
5	PIN	9019.00	1
6	M24 WASHER BZP		1
7	SPLIT PIN		1
8	M20 THIN WASHER BZP		8
9	M20x60 BOLT BZP		4
10	M20 NYLOC NUT BZP		4
11	HYDRAULIC RAM	8884.00	2
12	M10 THIN WASHER BZP		4
13	M10x55 BOLT BZP		2
14	M10 NYLOC NUT BZP		2
15	M12 THIN WASHER BZP		4
16	M12x90 BOLT BZP		2
17	M12 NYLOC NUT BZP		2



SECTION THRU CLAMP BELOW



SEE THRU CROP SECTION SHOWING HYDRAULIC RAM ASSEMBLED IN POSITION.

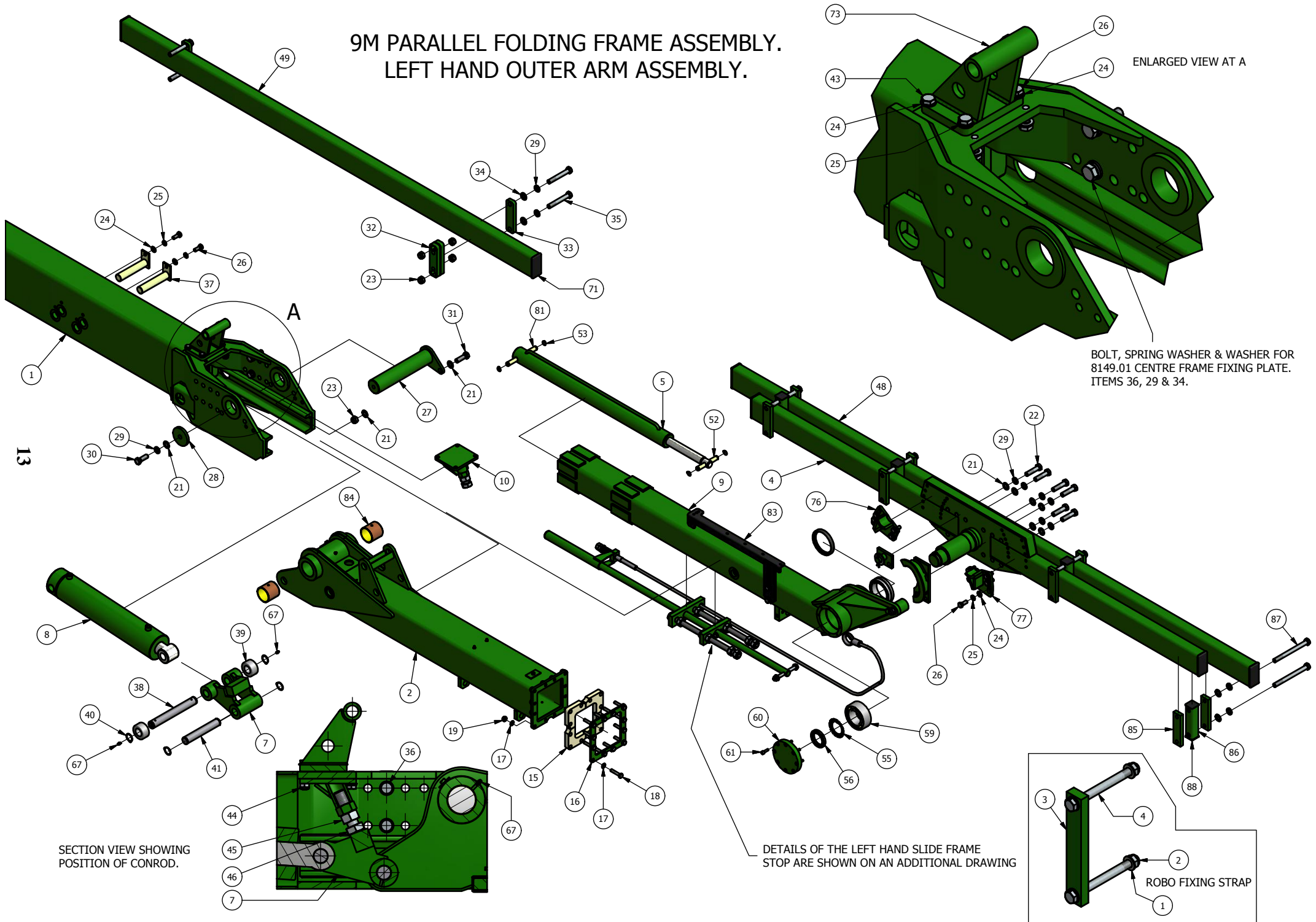


**ROBOCROP 9M VERTICAL FOLDING FRAME ASSEMBLY**

ITEM No.	DESCRIPTION	PART No.	QUANTITY
1	9M CENTRE SECTION	7335.00	1
2	VERTICAL FOLD ARM	8398.01	2
3	STOP LOCK	8040.00	2
4	CON ROD	7629.00	2
5	HYDRAULIC RAM	8022.00	2
6	DOWN STOP	8039.01	2
7	CON ROD RAM PIN	7630.00	2
8	ROLLER	7631.00	4
9	30MM EXTERNAL CIRCLIP	5693	8
10	CON ROD TO RAM PIN	7628.00	2
11	WASHER	8082.00	2
12	M16 FLAT THIN WASHER	1035	6
13	M16x50 BOLT BZP	9126	2
14	M16 NYLOC NUT BZP	1030	22
15	M16 SPRING WASHER BZP	1119	10
16	M16x45 BOLT BZP	6697	2
17	M12 FLAT THIN WASHER BZP	7877	4
18	M12 SPRING WASHER BZP	1115	10
19	M12X30 BOLT BZP	1161	10
20	CENTRE FRAME FIXING PLATE	8149.01	2
21	CLAMP	8423.01	6
22	M20 FLAT WASHER BZP	1187	24
23	M20x220 BOLT BZP	6403	12
24	M20 SPRING WASHER BZP	6402	24
25	M20x170 BOLT BZP	7458	12
26	CLAMP PLATE	7404.01	6
27	CLAMP PLATE	8078.01	6
28	CLAMP PLATE	7405.00	2
29	M16 FLAT WASHER	7878	8
30	RETAINING PIN	5604.00	2
31	M12x55 BOLT BZP	6696	4
32	M12 NYLOC NUT BZP	1017	4
33	M24 NUT BZP	8207	2
34	M24x80 BOLT BZP		2
35	FOLDING TIP		2
36	PIN	8063.00	2
37	RAM PIN	7633.00	2
38	PIVOT PIN	7632.00	2
39	M16x110 BOLT BZP	6864	4
40	M16x60 BOLT BZP	1176	4
41	GREASE NIPPLE ¼" UNF		4
42	BUSH	7729.00	4
43	M20 NYLOC NUT BZP	1174	24
<b><u>ROBO FIXING STRAPS</u></b>			
1	M20 WASHER BZP	1187	8
2	M20 NYLOC NUT	1174	4
3	250x150 CLAMP PLATE	8144.00	2
4	M20x220 BOLT BZP	6403	4



# 9M PARALLEL FOLDING FRAME ASSEMBLY. LEFT HAND OUTER ARM ASSEMBLY.



ENLARGED VIEW AT A

BOLT, SPRING WASHER & WASHER FOR 8149.01 CENTRE FRAME FIXING PLATE. ITEMS 36, 29 & 34.

DETAILS OF THE LEFT HAND SLIDE FRAME STOP ARE SHOWN ON AN ADDITIONAL DRAWING

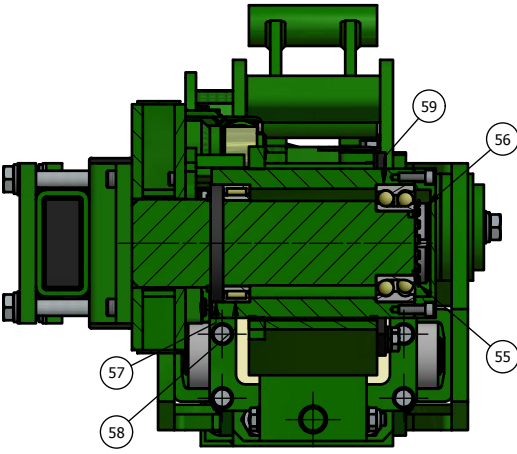
SECTION VIEW SHOWING POSITION OF CONROD.

ROBO FIXING STRAP

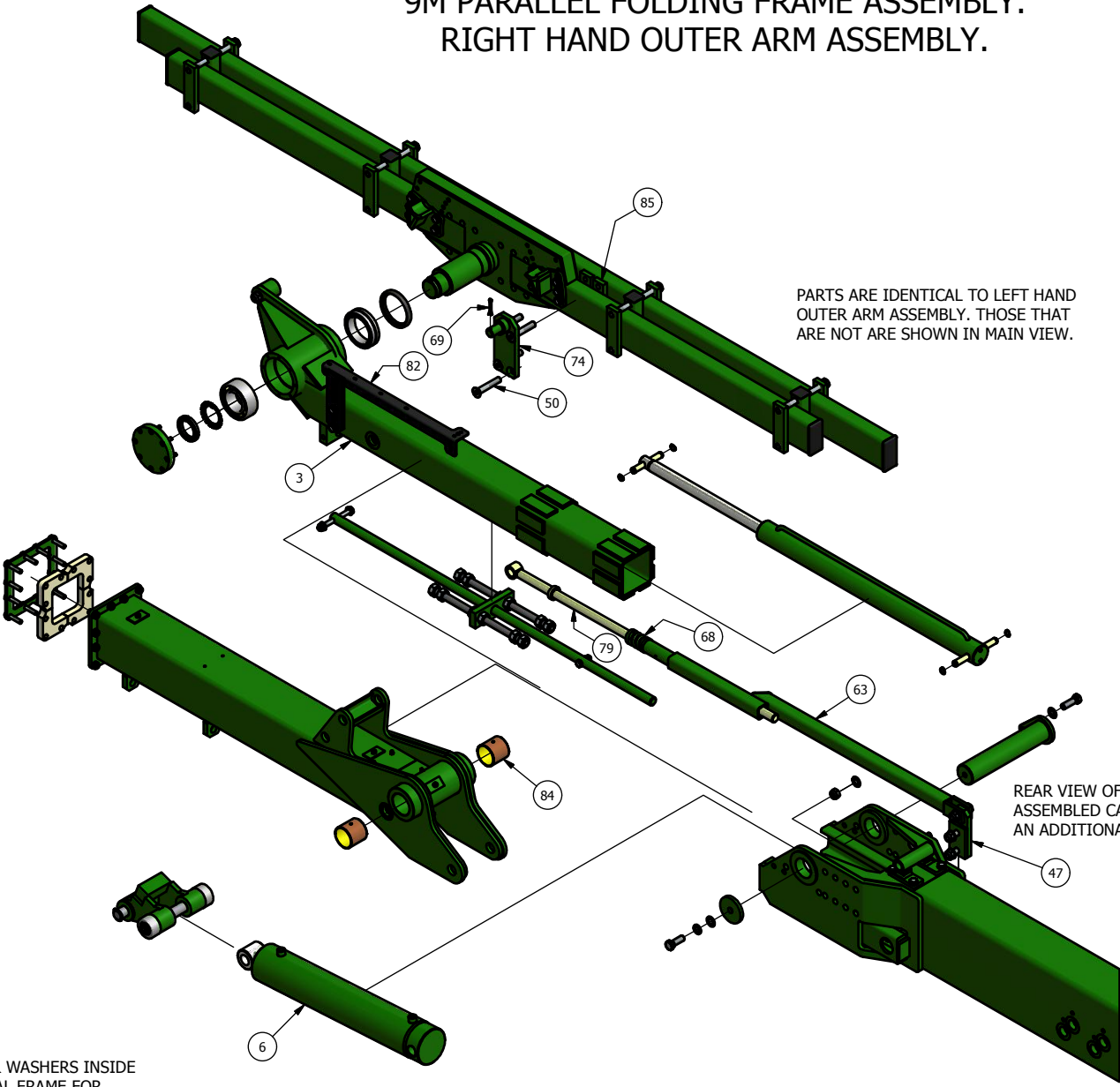
13

# 9M PARALLEL FOLDING FRAME ASSEMBLY. RIGHT HAND OUTER ARM ASSEMBLY.

SECTIONAL VIEW THRU BEARING HOUSING ON THE OUTER ARM.



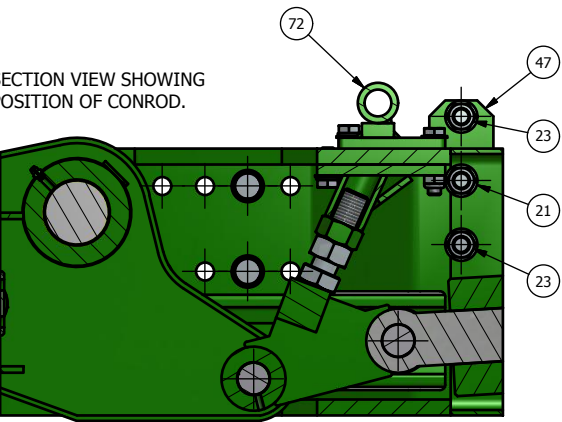
PARTS ARE IDENTICAL TO LEFT HAND OUTER ARM ASSEMBLY. THOSE THAT ARE NOT ARE SHOWN IN MAIN VIEW.



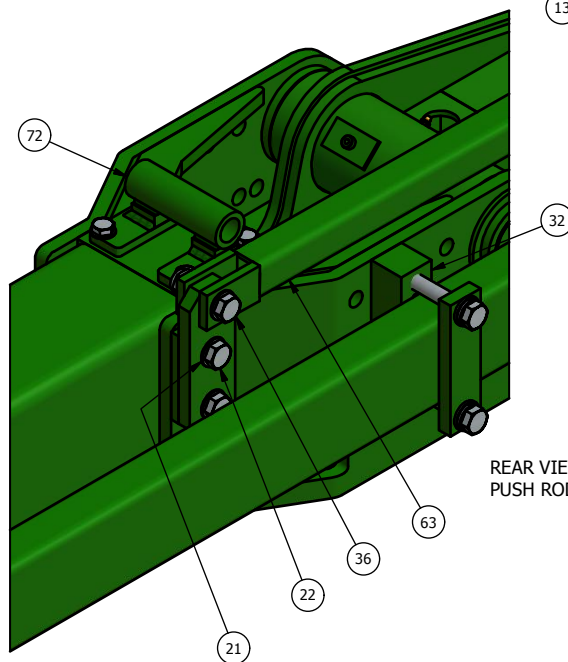
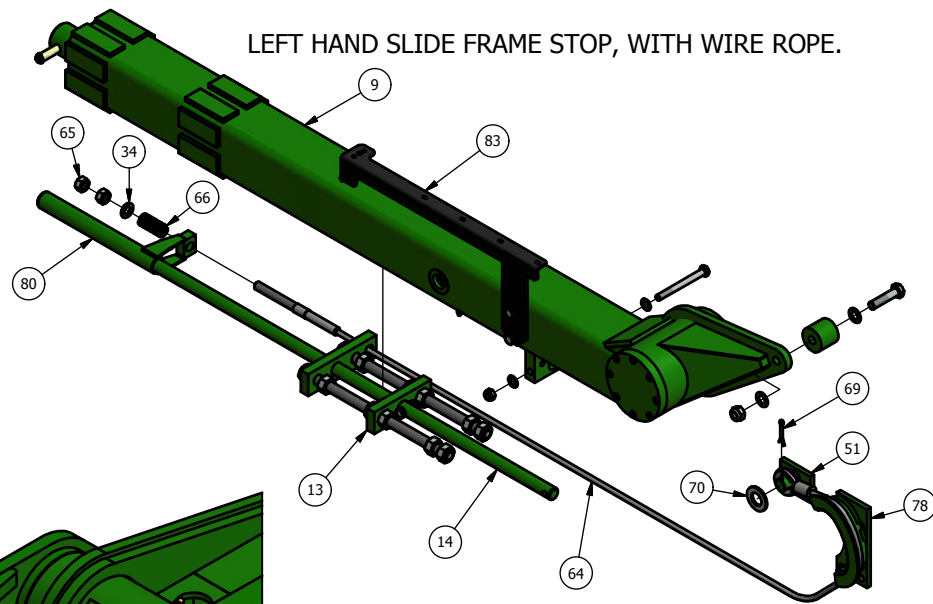
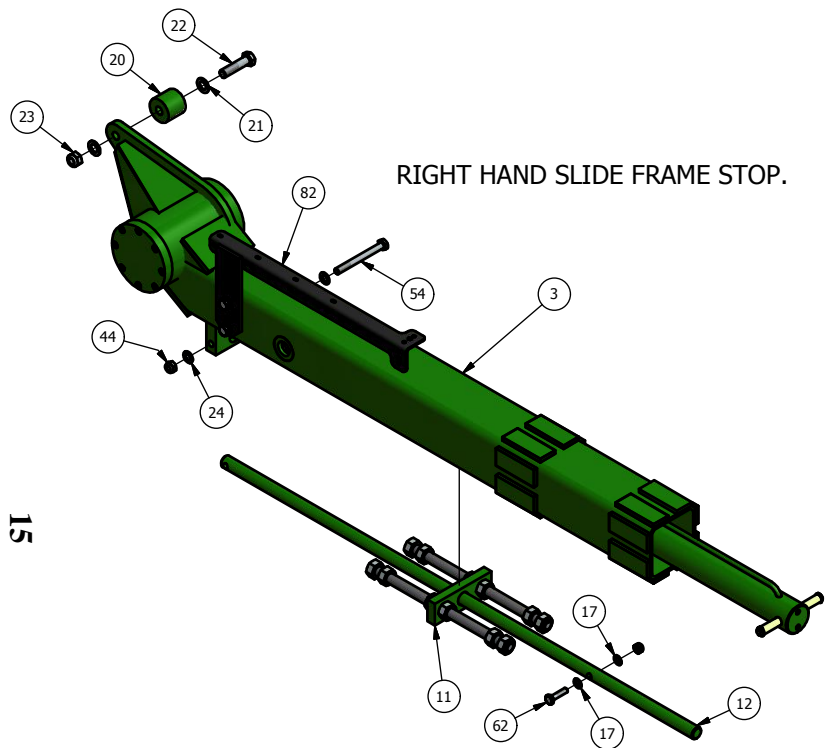
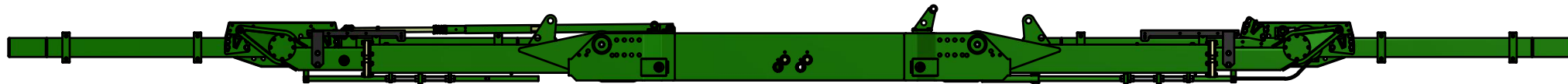
REAR VIEW OF PUSH ROD ASSEMBLED CAN BE SEEN ON AN ADDITIONAL DRAWING.

DETAILS OF THE RIGHT HAND SLIDE FRAME STOP ARE SHOWN ON AN ADDITIONAL DRAWING

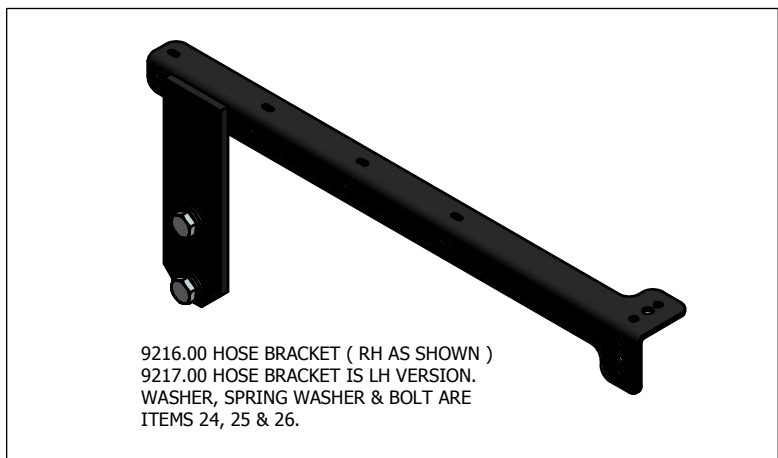
SECTION VIEW SHOWING POSITION OF CONROD.



NUTS & WASHERS INSIDE CENTRAL FRAME FOR PUSH ROD.



15



**ROBOCROP 9M FOLDING PARALLEL FRAME ASSEMBLY**

ITEM No.	DESCRIPTION	PART No.	QUANTITY
1	9M CENTRE SECTION	7335.00	1
2	9M FOLDING INNER ARM	7336.05	2
3	9M R/H OUTER ARM	8032.00	1
4	9M PARALLEL FOLDING PIVOT WING	8043.00	2
5	HYDRAULIC RAM	7332.00	2
6	HYDRAULIC RAM	8023.00	1
7	CONROD	7629.00	2
8	HYDRAULIC RAM	8022.00	1
9	9M L/H OUTER ARM	8034.00	1
10	DOWN STOP	8039.01	2
11	R/H SLIDE FRAME STOP	7346.00	1
12	R/H STOP ROD	7345.00	1
13	L/H SLIDE FRAME STOP	8878.00	1
14	L/H STOP ROD	8876.00	1
15	NYLON BLOCK	7343NY.00	8
16	INNER ARM CLAMP PLATE	8124.00	2
17	M10 FLAT THIN WASHER BZP	7876	52
18	M10x50 BOLT BZP	6701	24
19	M10 NYLOC NUT BZP	1024	26
20	PIVOT WING STOP BUSH	8068.00	2
21	M16 FLAT THIN WASHER BZP	1035	106
22	M16x65 BOLT BZP	1158	10
23	M16 NYLOC NUT BZP	1030	47
24	M12 FLAT THIN WASHER BZP	7877	41
25	M12 SPRING WASHER BZP	1115	33
26	M12x30 BOLT BZP	1161	31
27	PIN ARM	7632.00	2
28	WASHER	8082.00	2
29	M16 SPRING WASHER BZP	1119	36
30	M16x45 BOLT BZP	6697	2
31	M16x50 BOLT BZP	9126	2
32	CENTRE FRAME FIXING PLATE	8149.01	2
33	CLAMP PLATE	7405.00	2
34	M16 FLAT WASHER BZP	7878	9
35	M16x110 BOLT BZP	6864	4
36	M16x60 BOLT BZP	1176	5
37	RAM PIN	7633.00	2
38	CON ROD RAM PIN	7630.00	2
39	ROLLER	7631.00	4
40	30MM EXTERNAL CIRCLIP	5693	8
41	CON ROD TO RAM PIN	7628.00	2
42	M12x30 BOLT BZP	1161	2
43	M12x55 BOLT BZP	6696	4
44	M12 NYLOC NUT BZP	1017	6
45	M24 NUT BZP	8207	2
46	M24x80 BOLT BZP		2
47	PUSH ROD BRACKET	8135.00	1

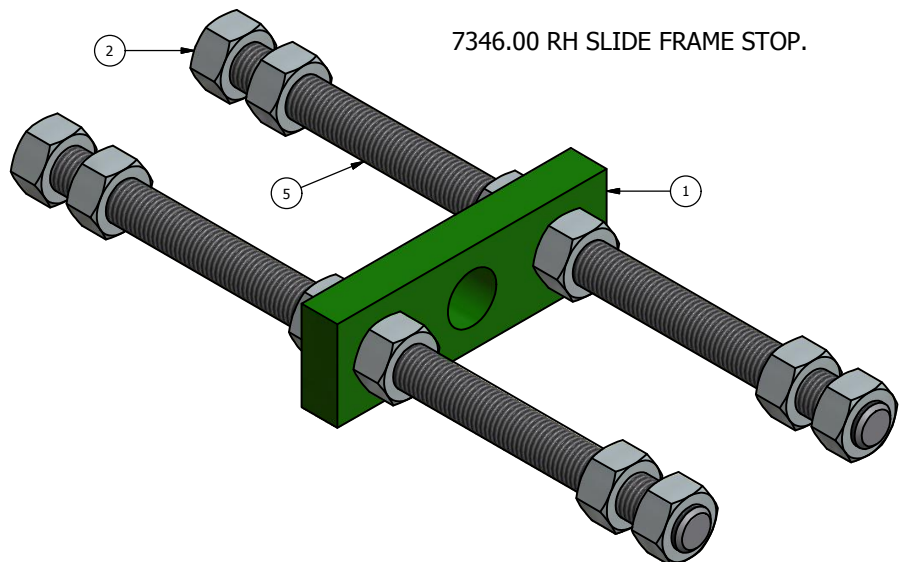
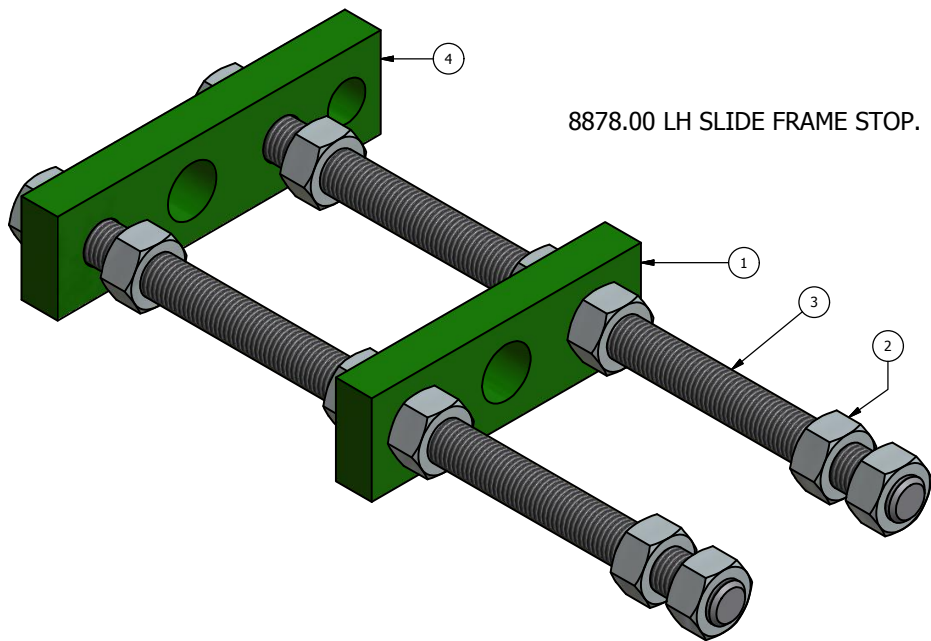
48	BACK BEAM ( SIZE DEPENDENT ON SPEC)		1
49	BACK BEAM (SIZE DEPENDENT ON SPEC)		2
50	M16x90 C'SUNK BOLT BZP		4
51	ROPE ANCHOR	8875.00	1
52	PIN	8036.00	2
53	16MM EXTERNAL CIRCLIP	6959	8
54	M12x120 BOLT BZP	1190	2
55	PIVOT LOCK WASHER MB11	8048	2
56	PIVOT LOCK NUT KM11	8047	2
57	PIVOT SEALING RING	8044	2
58	PIVOT BEARING	8045	2
59	PIVOT BEARING	8046	2
60	CAP FOR BEARING HOUSING	8038.00	2
61	M8x25 SOCKET CAP SCREW BZP	6707	16
62	M10x40 BOLT BZP	1023	2
63	PUSH ROD HOUSING	8133.00	1
64	WIRE ROPE	8873.00	1
65	M16 NUT BZP	1015	2
66	WIRE ROPE SPRING	8873	1
67	GREASE NIPPLE 1/4" UNF		14
68	PUSH ROD SPRING	7127.00	1
69	SPLIT PIN		2
70	M26 FLAT WASHER BZP		1
71	END CAP	7431.00	10
72	STOP LOCK	8042.01	1
73	STOP LOCK	8041.01	1
74	PUSH ROD BRACKET	8134.01	1
75	CLAMP PLATE SPACER	7806.00	8
76	PIVOT WING STOP	8051.00	2
77	PIVOT WING STOP	8052.00	2
78	ROPE TRACK	8128.00	1
79	PUSH ROD	8132.00	1
80	ROPE PULL	8877.00	1
81	RAM PIN	8035.00	2
82	HOSE BRACKET RH	9216.00	1
83	HOSE BRACKET LH	9217.00	1
84	BUSH	7729.00	4
85	CLAMP	9752.00	18
86	SPACER	9753.00	8
87	M16x160 BOLT BZP		16
88	CAP	7584.00	16

### ROBO FIXING STRAPS

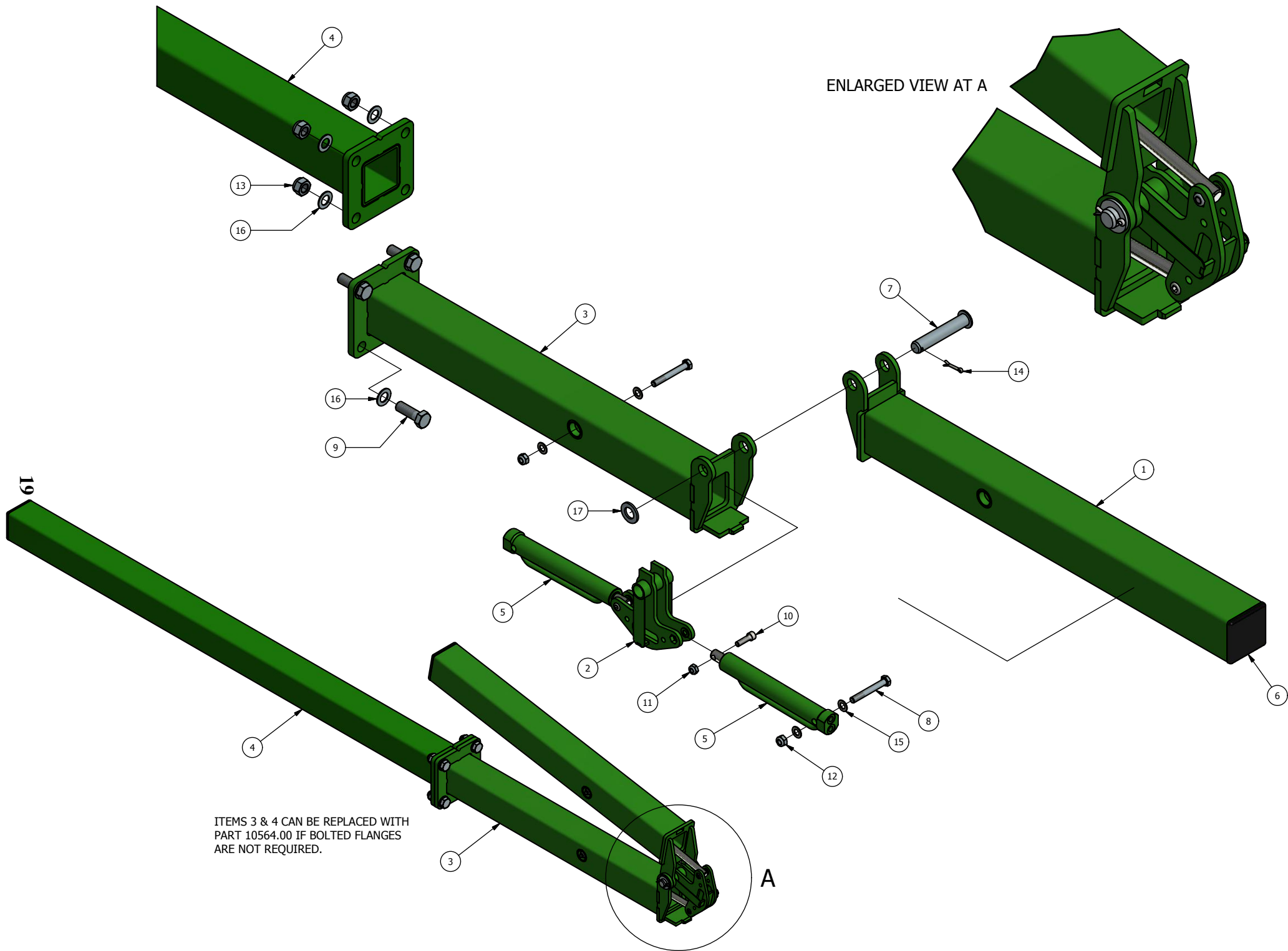
1	M20 WASHER BZP	1187	8
2	M20 NYLOC NUT	1174	4
3	250x150 CLAMP PLATE	8144.00	2
4	M20x220 BOLT BZP	6403	4

## ROBOCROP 9M SLIDE FRAME STOPS

ITEM No.	DESCRIPTION	PART No.	QUANTITY
1	SLIDE FRAME BRACKET	7344.00	2
2	M20 NUT BZP	8655.02	24
3	STUDDING	8878.00.001	2
4	SLIDE FRAME BRACKET	8874.00	1
5	STUDDING	7346.00.001	1







ENLARGED VIEW AT A

ITEMS 3 & 4 CAN BE REPLACED WITH PART 10564.00 IF BOLTED FLANGES ARE NOT REQUIRED.

A



**ROBOCROP FOLDING WING TIPS – VERTICAL TIP FOLD**

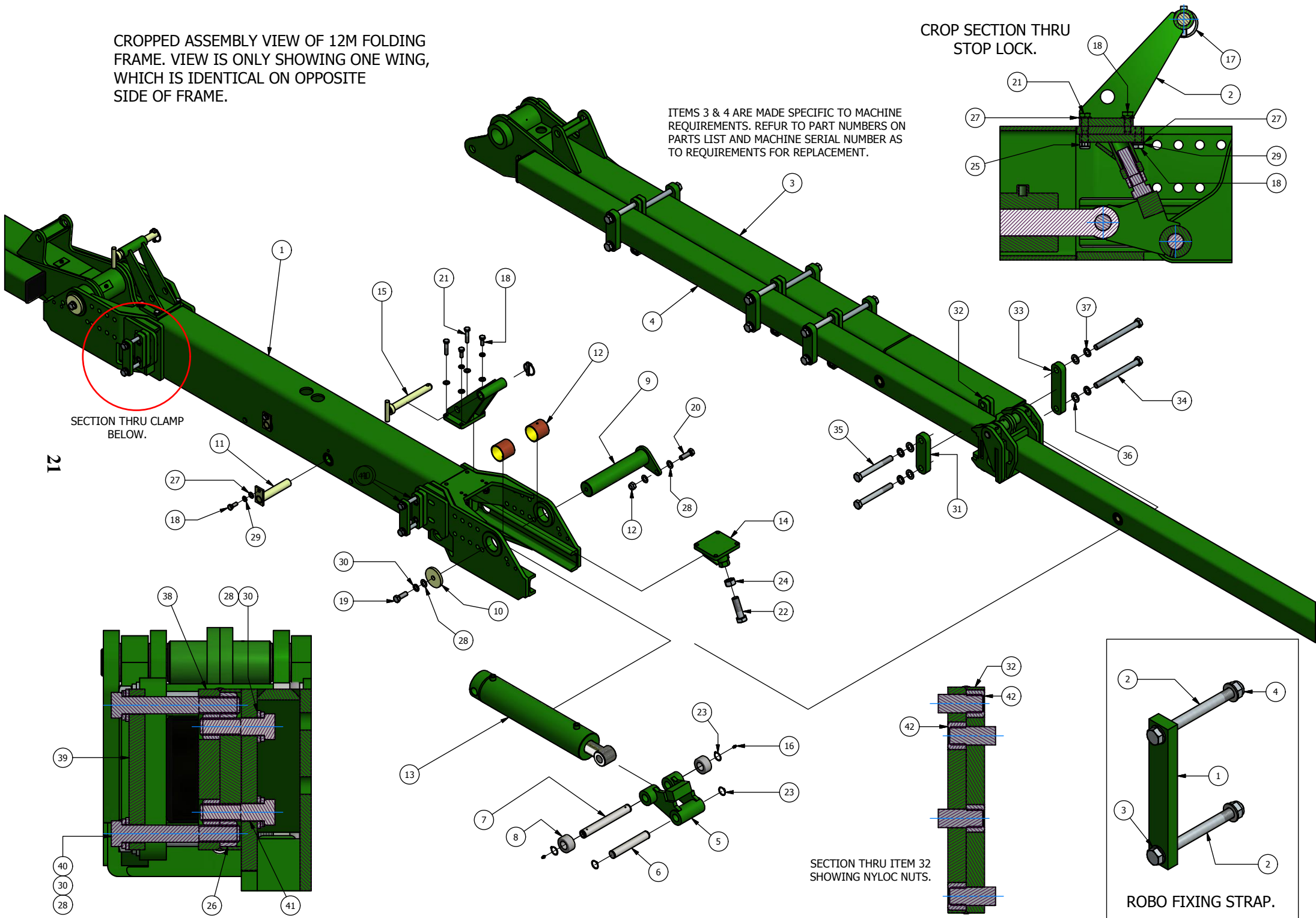
<b>ITEM No.</b>	<b>DESCRIPTION</b>	<b>PART No.</b>	<b>QUANTITY</b>
1	FOLDING TIP	10559.00	1
2	BELL CRANK	10560.00	1
3	FOLDING TIP INNER SECTION	10561.00	1
4	FOLDING TIP MAIN TOOL BAR	9138.00	1
5	HYDRAULIC RAM	10562.00	2
6	END CAP	7455.00	2
7	PIN	9019.00	1
8	M12x90 BOLT BZP		2
9	M20x60 BOLT BZP		4
10	M10x35 SOCKET CAP SCREW BZP		2
11	M10 NYLOC NUT BZP		2
12	M12 NYLOC NUT BZP		2
13	M20 NYLOC NUT BZP		4
14	SPLIT PIN		1
15	M12 THIN WASHER BZP		4
16	M20 THIN WASHER BZP		8
17	M24 FLAT WASHER BZP		1

CROPPED ASSEMBLY VIEW OF 12M FOLDING FRAME. VIEW IS ONLY SHOWING ONE WING, WHICH IS IDENTICAL ON OPPOSITE SIDE OF FRAME.

CROP SECTION THRU STOP LOCK.

ITEMS 3 & 4 ARE MADE SPECIFIC TO MACHINE REQUIREMENTS. REFER TO PART NUMBERS ON PARTS LIST AND MACHINE SERIAL NUMBER AS TO REQUIREMENTS FOR REPLACEMENT.

SECTION THRU CLAMP BELOW.



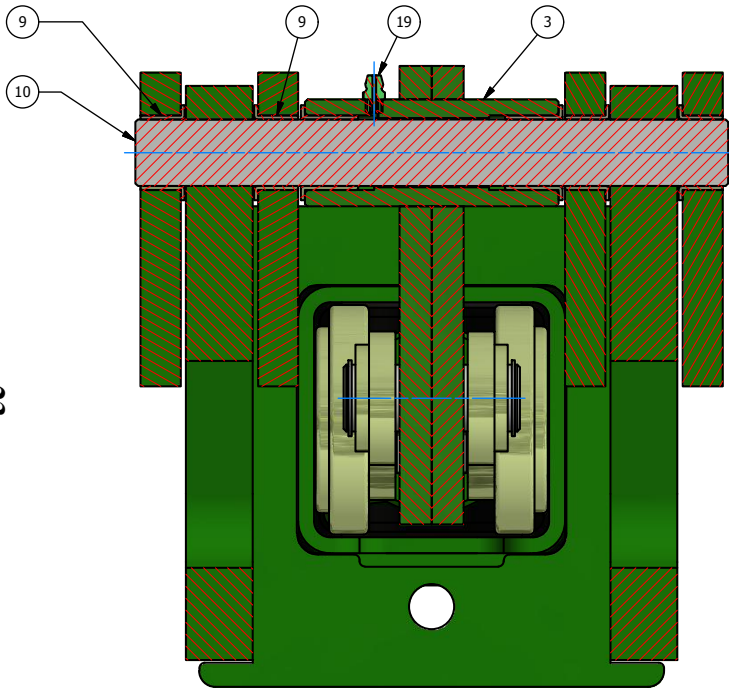
21

ROBO FIXING STRAP.

**ROBOCROP 12M VERTICAL FOLDING FRAME ASSEMBLY**

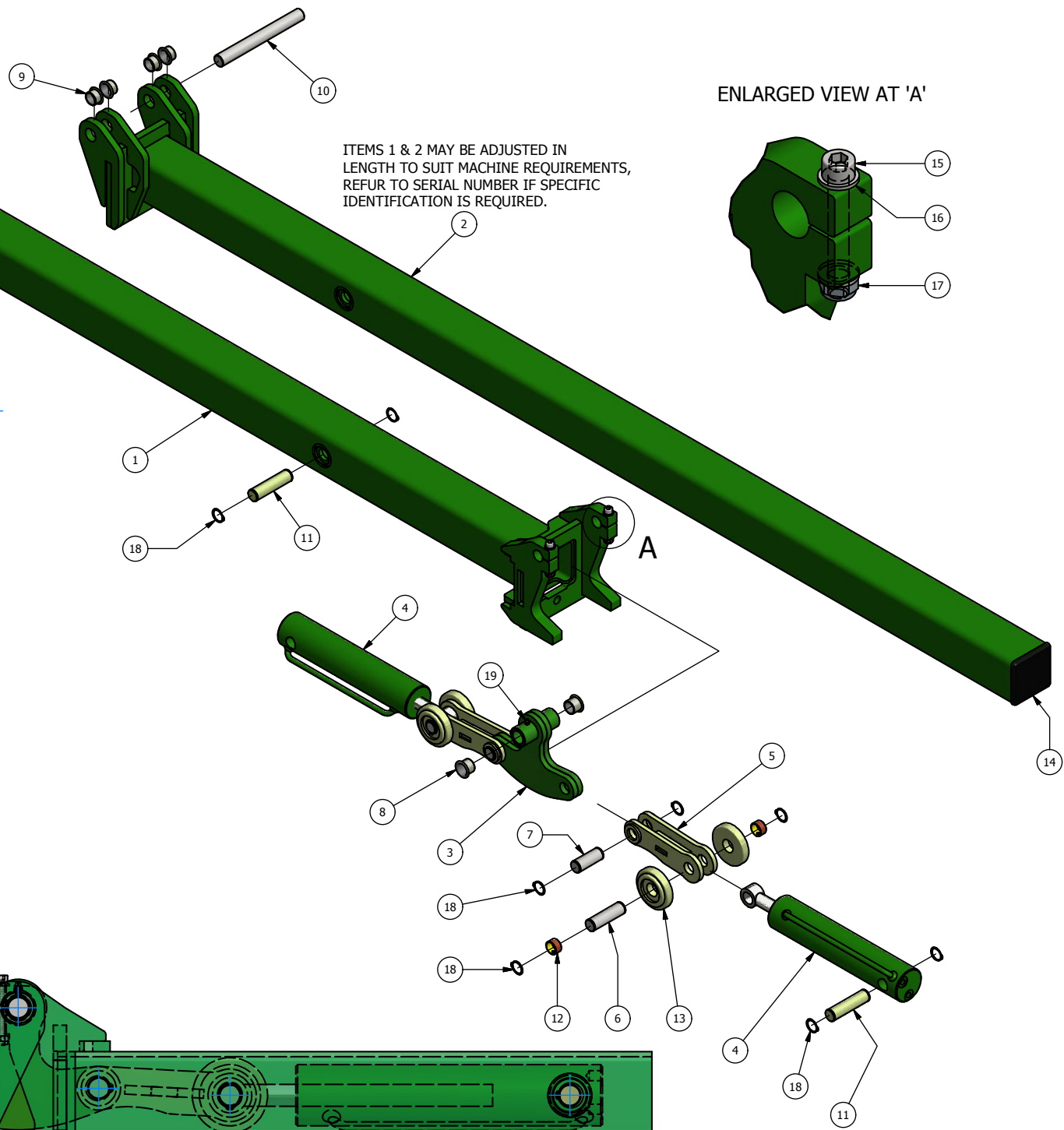
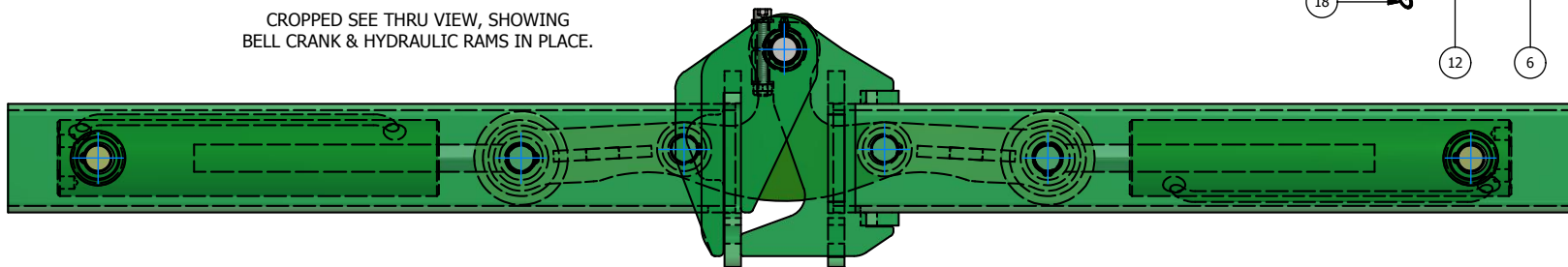
<b>ITEM No.</b>	<b>DESCRIPTION</b>	<b>PART No.</b>	<b>QUANTITY</b>
1	12M CENTRE SECTION	10473.00	1
2	STOP LOCK	10485.00	2
3	VERTICAL FOLDING ARM (MADE FROM 8398.00 WITH WELDED SHS BOX TO SUIT SPECIFIC APPLICATION – USE SERIAL NO. FOR REF)		2
4	FOLDING WING TIP (MADE FROM 10475.00 10476.00 12M FOLDING 100SHS as. TO SUIT SPECIFIC APPLICATION – USE SERIAL NO. FOR REF)		2
5	CON ROD	7629.00	2
6	CON ROD TO RAM PIN	7628.00	2
7	CON ROD RAM PIN	7630.00	2
8	ROLLER	7631.00	4
9	PIVOT PIN	7632.00	2
10	WASHER	8082.00	2
11	RAM PIN	7633.00	2
12	BUSH	7729.00	4
13	HYDRAULIC RAM	8022.00	2
14	DOWN STOP	8039.01	2
15	PIN	8063.00	2
16	GREASE NIPPLE ¼” UNF		8
17	LINCH PIN	5604.00	2
18	M12x30 BOLT BZP	1161	10
19	M16x45 BOLT BZP	6697	2
20	M16x50 BOLT BZP	9126	2
21	M12x60 BOLT BZP		4
22	M24x80 BOLT BZP		2
23	30MM EXTERNAL CIRCLIP	5693	8
24	M24 NUT BZP	8207	2
25	M12 NYLOC NUT BZP	1017	4
26	M16 NYLOC NUT BZP	1030	10
27	M12 THIN WASHER BZP	7877	14
28	M16 THIN WASHER BZP	1035	14
29	M12 SPRING WASHER BZP	1115	10
30	M16 SPRING WASHER BZP	1119	10
31	CLAMP PLATE	7404.01	8
32	CLAMP	8423.01	8
33	CLAMP PLATE	8078.01	8
34	M20x220 BOLT BZP		16
35	M20x170 BOLT BZP		16
36	M20 FLAT WASHER BZP		32
37	M20 SPRING WASHER BZP		32
38	CENTRE FRAME FIXING PLATE	8149.01	2
39	CLAMP PLATE	7405.00	2
40	M16x110 BOLT BZP	6864	4
41	M16x60 BOLT BZP		4
42	M20 NYLOC NUT BZP		4
<b><u>ROBO FIXING STRAPS</u></b>			
1	250x150 CLAMP PLATE	8144.00	6
2	M20x220 BOLT BZP	6403	12
3	M20 FLAT WASHER BZP	1187	24
4	M20 NYLOC NUT BZP	1174	12

SECTION THRU BELL CRANK SHOWING BUSHES, ITEM 9, IN PLACE.



23

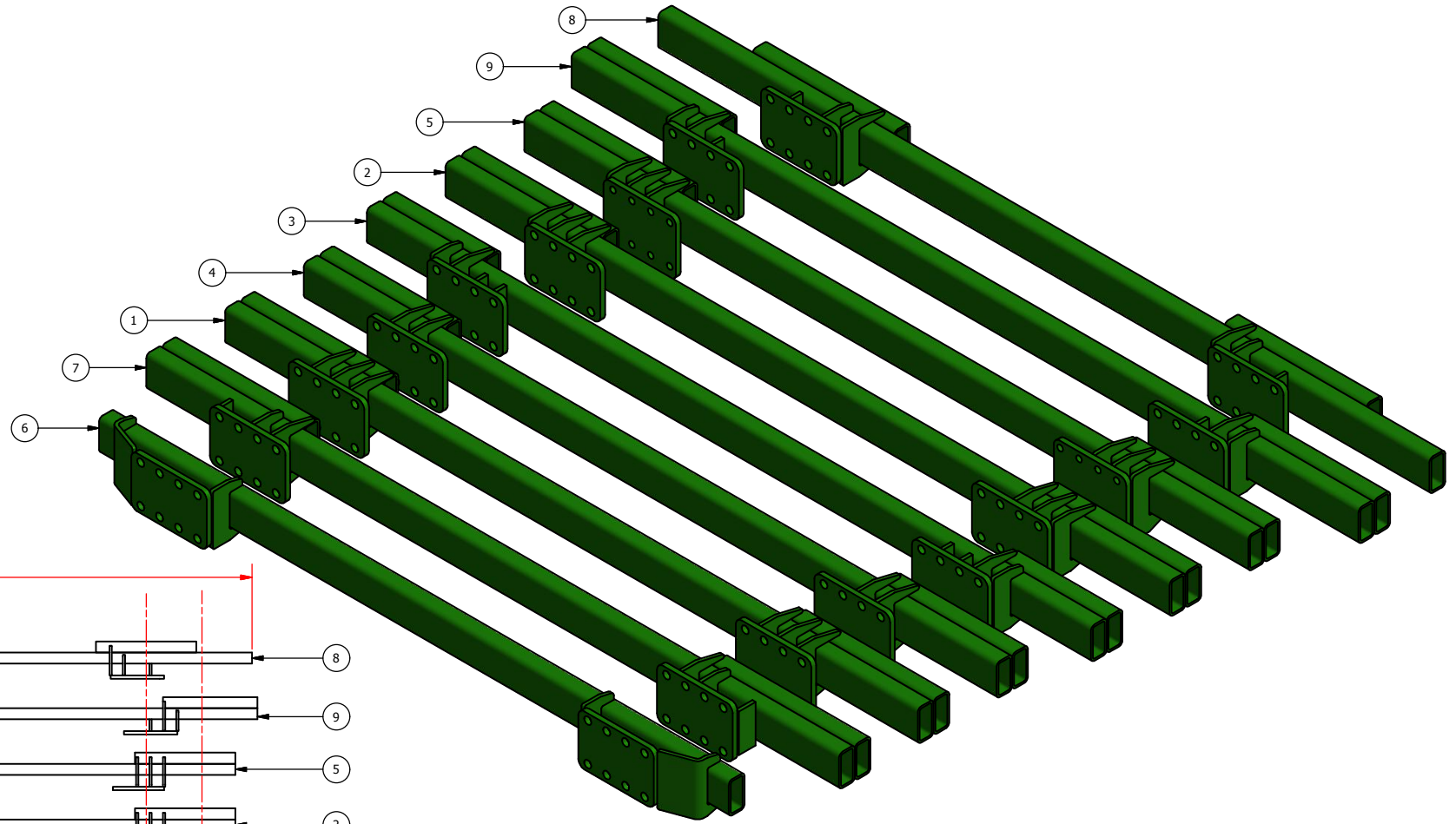
CROPPED SEE THRU VIEW, SHOWING BELL CRANK & HYDRAULIC RAMS IN PLACE.



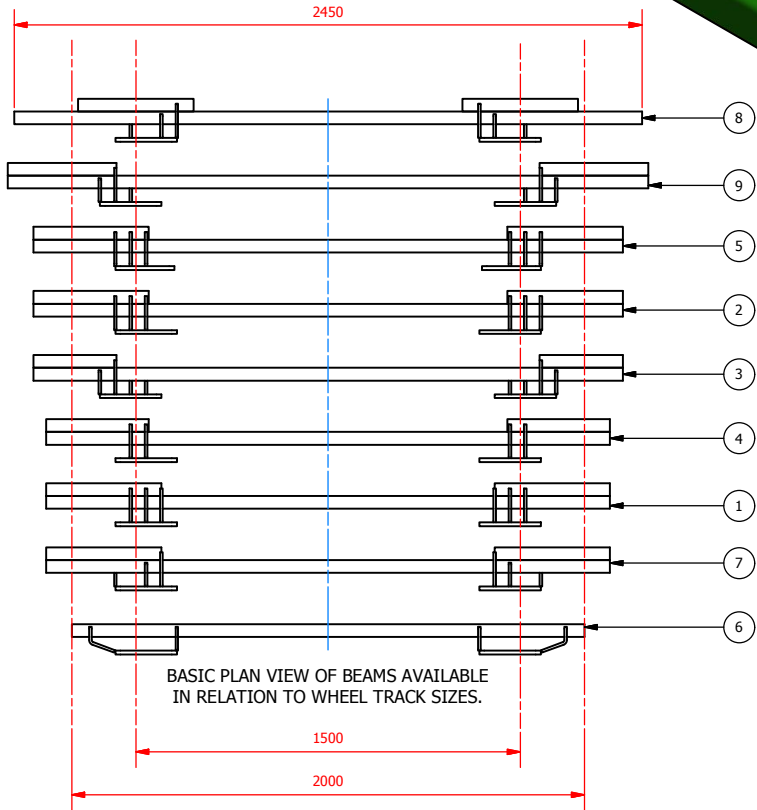
ENLARGED VIEW AT 'A'

**ROBOCROP 12M FOLDING WING TIPS**

<b>ITEM No.</b>	<b>DESCRIPTION</b>	<b>PART No.</b>	<b>QUANTITY</b>
1	INNER ARM SECTION	10475.00	1
2	OUTER ARM / TIP	10476.00	1
3	BELL CRANK	10477.00	1
4	HYDRAULIC RAM	10474.00	2
5	CON ROD	10478.00	2
6	PIN	10480.00	2
7	PIN	10481.00	2
8	BUSH	9985.00	2
9	BUSH	10482.00	4
10	PIN	10483.00	1
11	PIN	10484.00	2
12	BUSH	7445.00	4
13	ROLLER	10479.00	4
14	END CAP	7455.00	2
15	M10x70 SOCKET CAP SCREW BZP		2
16	M10 FLAT WASHER BZP		4
17	M10 NYLOC NUT BZP		2
18	25mm EXTERNAL CIRCLIP		12
19	GREASE NIPPLE ¼" UNF		1



25

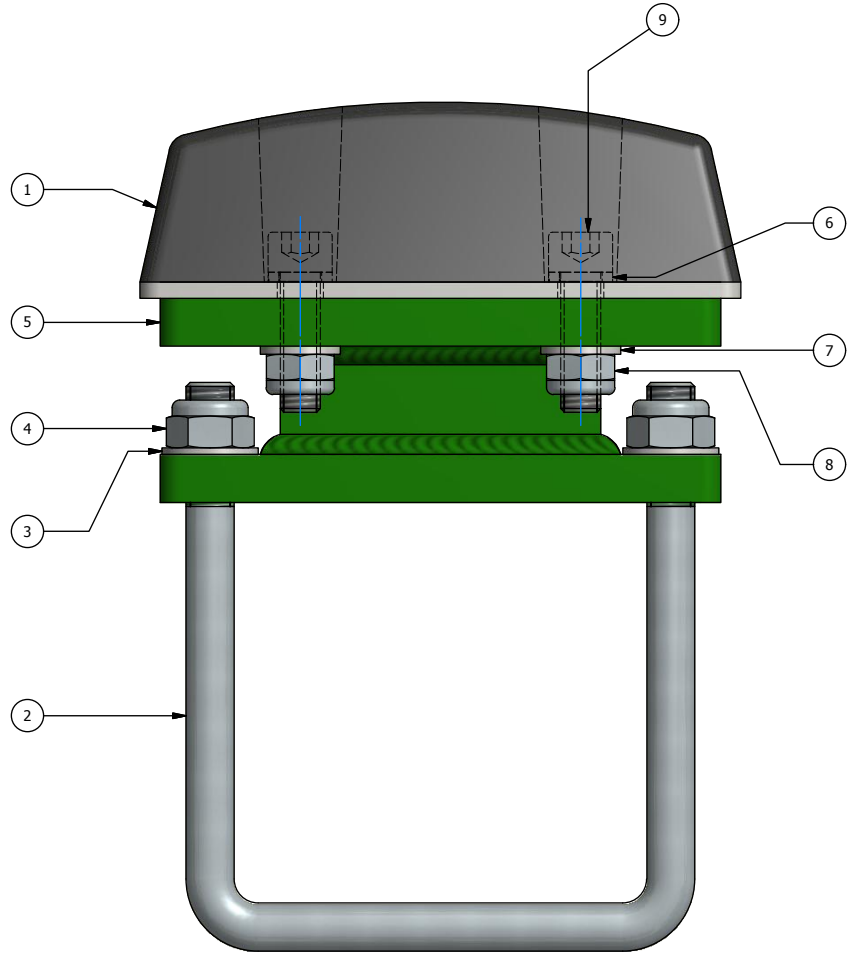
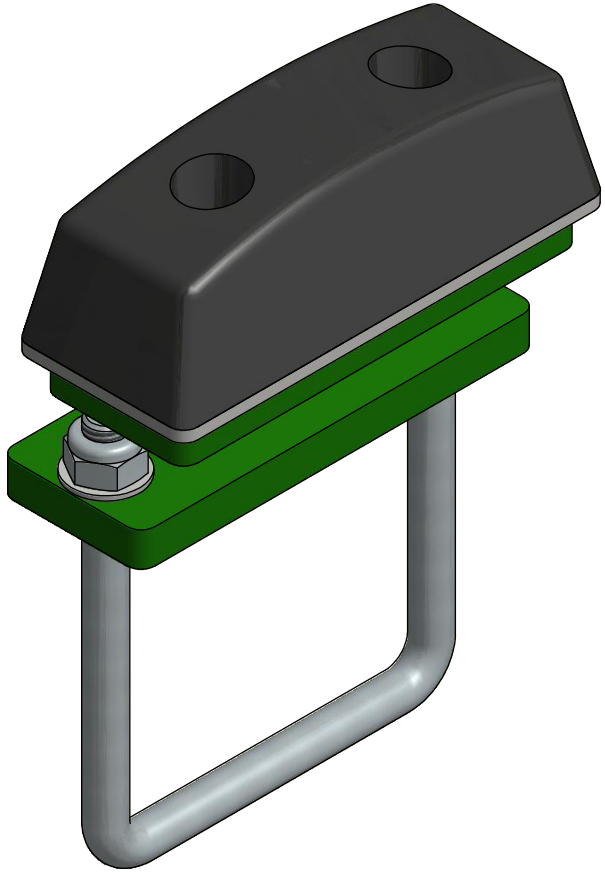


DRAWING FOR GUIDENCE, BEAMS ARE SPECIFIC  
TO MACHINES. ALWAYS REFUR TO SERIAL NUMBER  
FOR IDENTIFICATION PURPOSES.

**ROBOCROP DISK STEER FRAME BEAMS**

<b>ITEM No.</b>	<b>DESCRIPTION</b>	<b>PART No.</b>	<b>QUANTITY</b>
1	2200 LONG FRAME	9340.00	
2	2300 LONG FRAME	9341.00	
3	2300 LONG FRAME	9346.00	
4	2200 LONG FRAME	9366.00	
5	2300 LONG FRAME	9328.00	
6	2000 LONG FRAME	9542.00	
7	2200 LONG FRAME	9712.00	
8	2450 LONG FRAME	9829.00	
9	2500 LONG FRAME	10348.00	

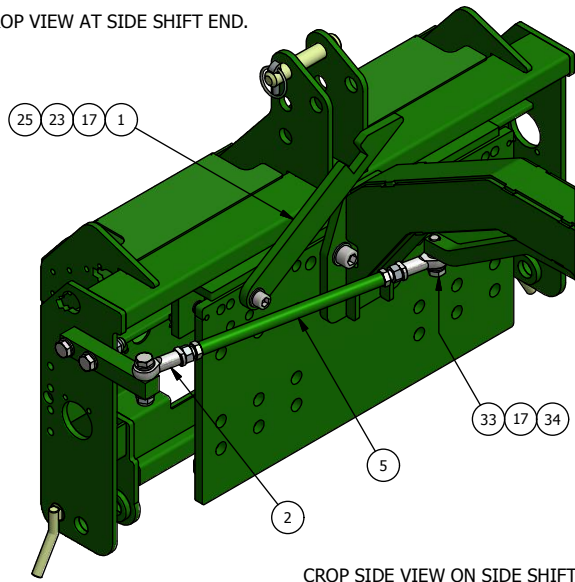




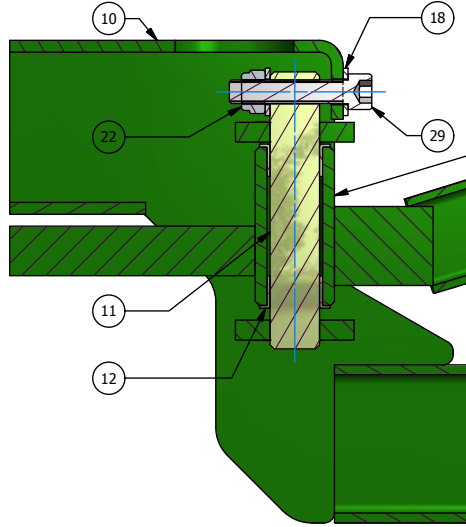
**ROBOCROP FOLDING FRAME WING STOP**

<b>ITEM No.</b>	<b>DESCRIPTION</b>	<b>PART No.</b>	<b>QUANTITY</b>
1	RUBBER BUFFER	10487.00	1
2	U-BOLT, 100x100 BOX	5019.00	1
3	M12 THIN WASHER BZP		2
4	M12 NYLOC NUT BZP		2
5	FOLDING FRAME WING STOP BRACKET	10566.00	1
6	M10 SPRING WASHER BZP		2
7	M10 WASHER BZP		2
8	M10 NYLOC NUT BZP		2
9	M10x35 SOCKET HEAD CAP SCREW BZP		2

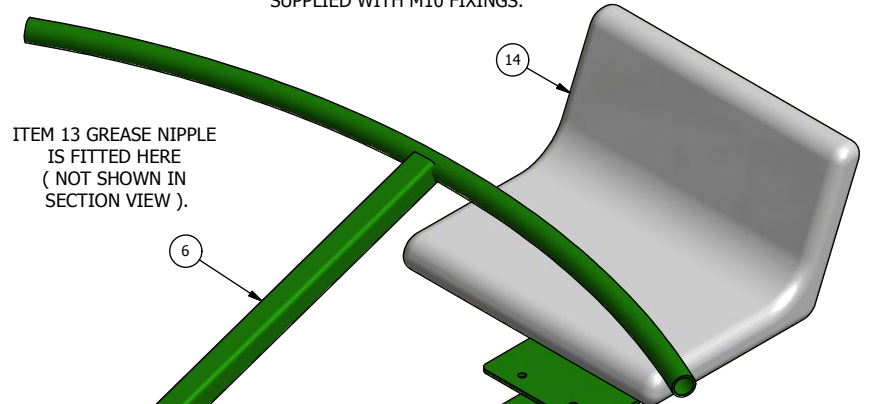
CROP VIEW AT SIDE SHIFT END.



SECTION THRU STEER PIVOT.

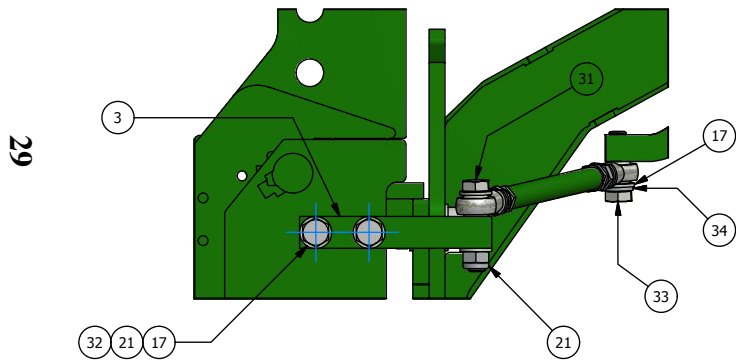


OPERATOR SEAT CAN COME FROM VARIOUS SUPPLIERS - IT IS SHOWN FOR REPRESENTATION PURPOSES, SUPPLIED WITH M10 FIXINGS.

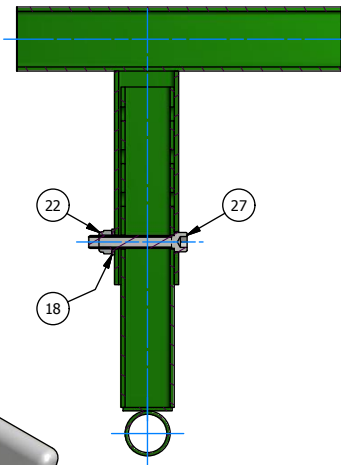


ITEM 13 GREASE NIPPLE IS FITTED HERE ( NOT SHOWN IN SECTION VIEW ).

CROP SIDE VIEW ON SIDE SHIFT.

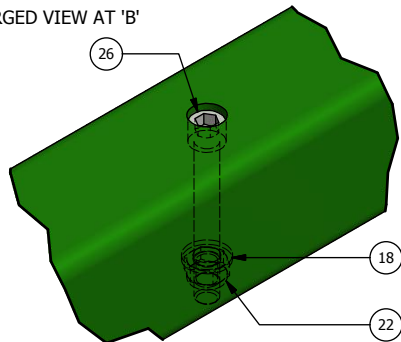


SECTION THRU BOLT & FOOT REST AT 'C'

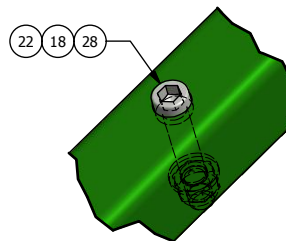


DEPENDING ON APPLICATION - ITEM 10 COULD BE REPLACED WITH 10688.00 - FOR ELECTRIC STEER MACHINES - REFER TO MACHINE SERIAL NUMBER.

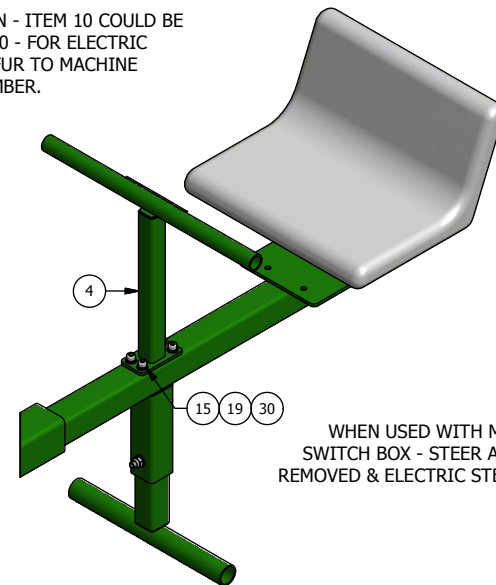
ENLARGED VIEW AT 'B'



ENLARGED VIEW AT 'A'



WHEN USED WITH MANUAL OVERRIDE SWITCH BOX - STEER ARM ITEMS 6 & 7 ARE REMOVED & ELECTRIC STEER BRACKET IS FITTED.



**ROBOCROP MANUAL OPERATOR SEAT ASSEMBLY**

<b>ITEM No.</b>	<b>DESCRIPTION</b>	<b>PART No.</b>	<b>QUANTITY</b>
1	STEER LOCK	7849.00	1
2	ROD END	7844.00	2
3	STEER ANCHOR BRACKET	7839.00	1
4	ELECTRIC STEER BRACKET ASS'Y	10649.01	1
5	MANUAL STEER STEERING ROD	10648.00	1
6	MANUAL STEER ARM HAND PART	10647.01	1
7	MANUAL STEER ARM PIVOT PART	10646.01	1
8	FOOT REST	10645.01	1
9	SEAT FRAME	10644.01	1
10	STEER FRAME	10643.01	1
11	PIVOT PIN	10642.00	1
12	BUSH	10482.00	2
13	GREASE NIPPLE 1/4" UNF		1
14	OPERATOR SEAT		1
15	M10 SPRING WASHER BZP		4
16	M20 WASHER BZP		4
17	M16 WASHER BZP		9
18	M12 WASHER BZP		5
19	M10 WASHER BZP		4
20	M20 NYLOC NUT BZP		2
21	M16 NYLOC NUT BZP		4
22	M12 NYLOC NUT BZP		4
23	M16 NUT BZP		2
24	M20x60 SOCKET HEAD CAP SCREW BZP		2
25	M16x60 SOCKET HEAD CAP SCREW BZP		1
26	M12x90 SOCKET HEAD CAP SCREW BZP		1
27	M12x80 SOCKET HEAD CAP SCREW BZP		1
28	M12x65 SOCKET HEAD CAP SCREW BZP		1
29	M12x60 SOCKET HEAD CAP SCREW BZP		1
30	M10x20 SOCKET HEAD CAP SCREW BZP		4
31	M16x75 BOLT BZP		1
32	M16x70 BOLT BZP		2
33	M16x55 BOLT BZP		1
34	M16 SPRING WASHER BZP		1

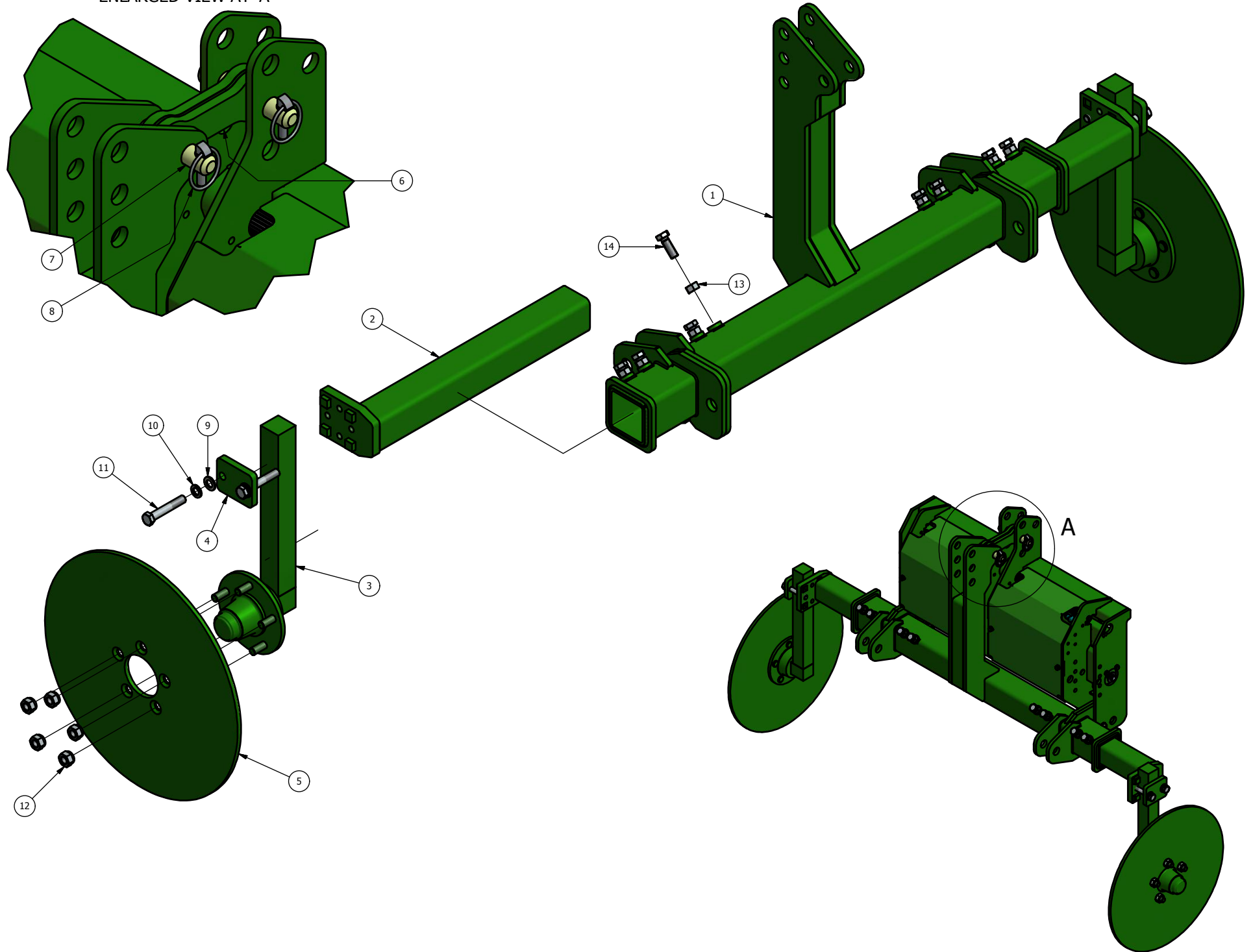
# **STABILISER DISC FRAME SECTION**

## **CONTENTS**

	<b>PAGE</b>
<b>ROBOCROP STABILISER DISC FRAME ASSEMBLY</b>	<b>1-2</b>
<b>ROBOCROP EXTRA HEAVY DUTY STABILISER DISC FRAME</b>	<b>3-4</b>
<b>ROBOCROP DISC STEER STABILISER WHEELS</b>	<b>5-6</b>
<b>ROBOCROP FOLDING STABILISER DISC ASSEMBLY</b>	<b>7-8</b>


**<CLICK> TO RETURN TO MAIN SUB SECTION CONTENTS PAGE**

ENLARGED VIEW AT 'A'

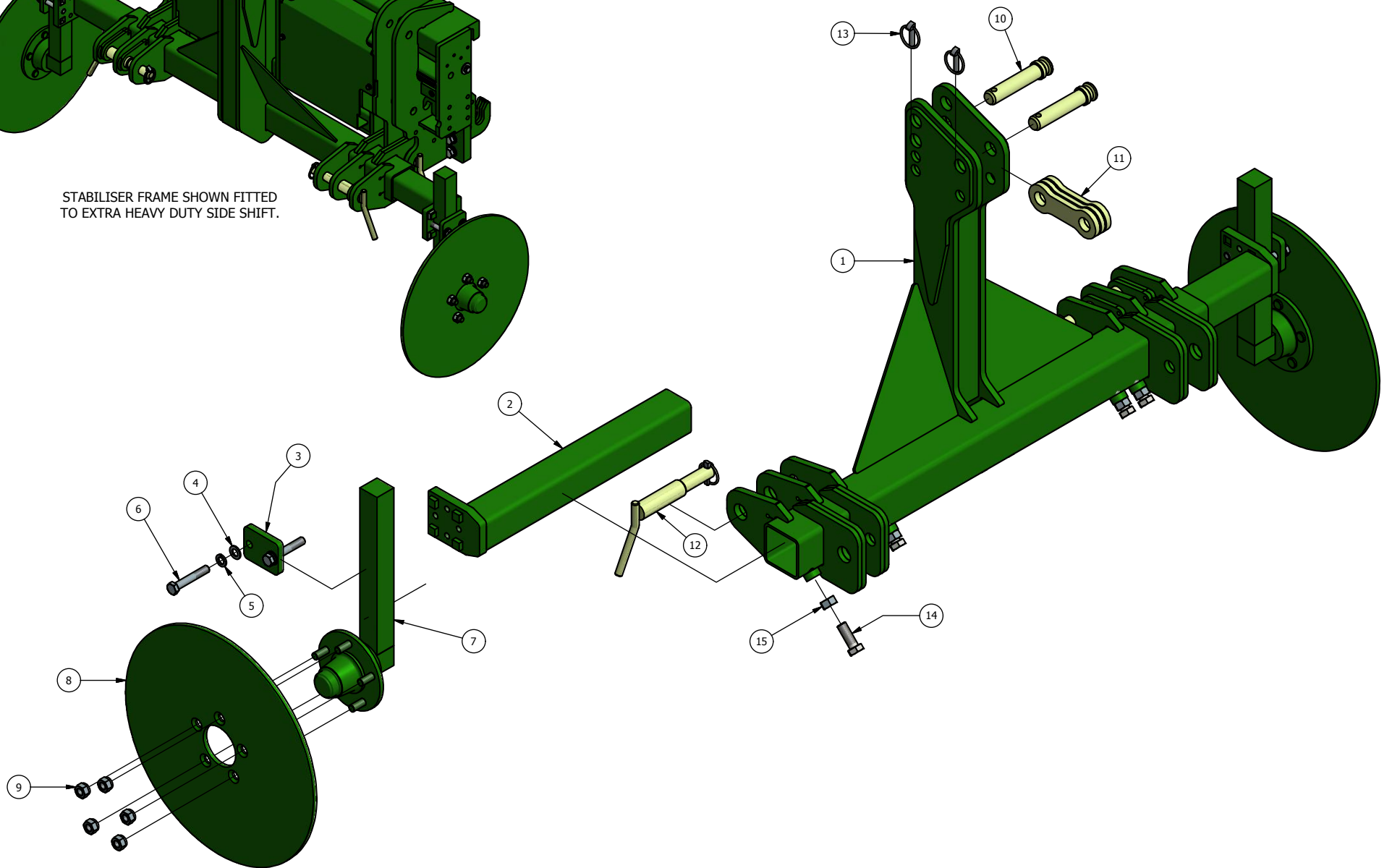


## ROBOCROP STABILISER DISC FRAME

<b>ITEM No.</b>	<b>DESCRIPTION</b>	<b>PART No.</b>	<b>QUANTITY</b>
1	STABILISER FRAME	8868.02	1
2	STABILISER WIDTH ADJUSTMENT ARM	7694.01	2
3	STABILISER DISC LEG	7693.00	2
4	STABILISER ARM CLAMP PLATE	7695.00	2
5	STABILISER DISC	7692.00	2
6	STABILISER TOP LINK	7697.01	1
7	TOP LINK PIN	5442.00	1
8	LINCH PIN	5604.00	1
9	M16 WASHER BZP	7878	4
10	M16 SPRING WASHER BZP	1119	4
11	M16x100 BOLT BZP	5667	4
12	M17 WHEEL NUT		10
13	M16 NUT BZP	1015	8
14	M16x45 BOLT BZP	6697	8



3





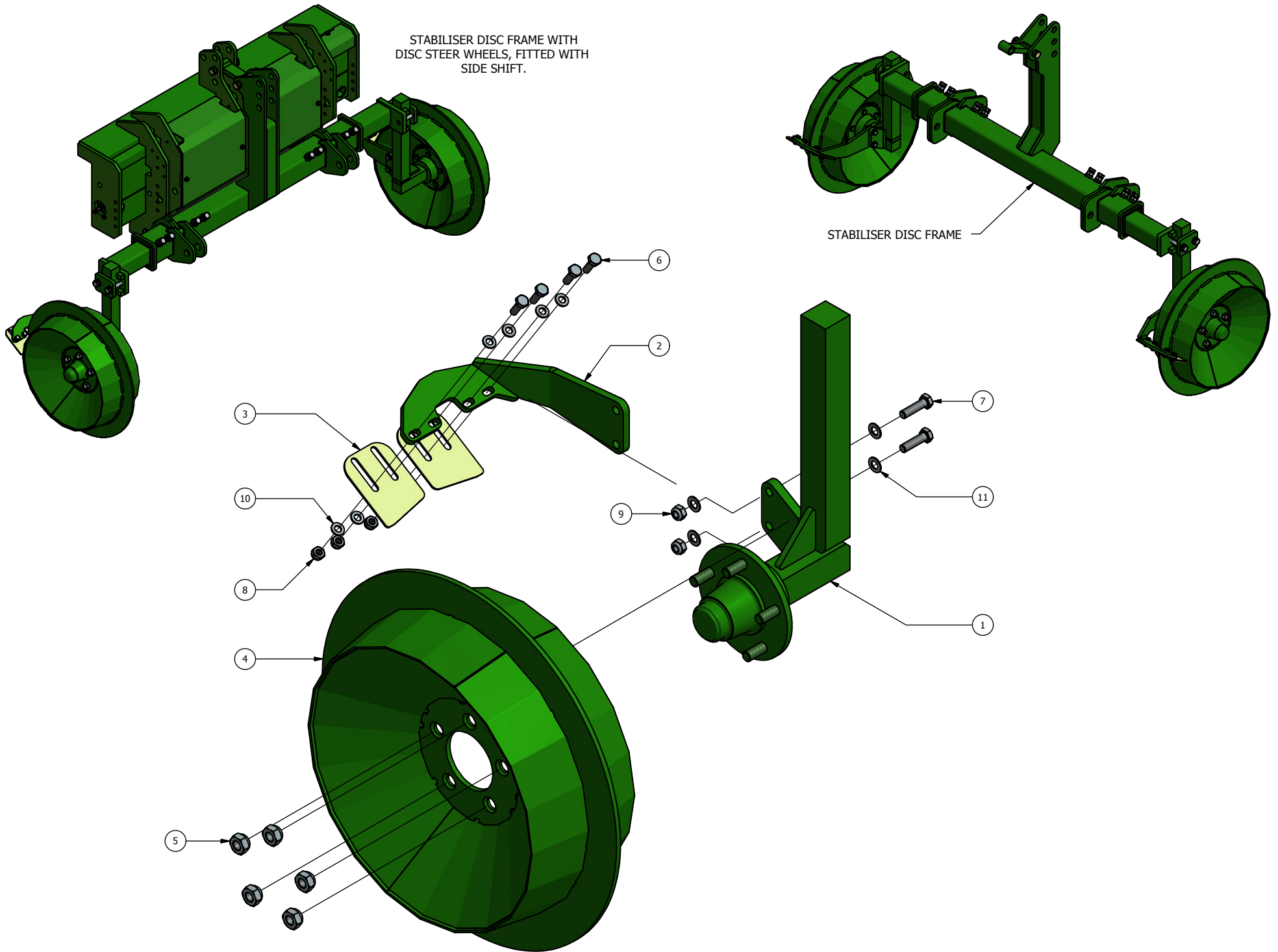
## **ROBOCROP EXTRA HEAVY DUTY STABILISER DISC FRAME**

<b>ITEM No.</b>	<b>DESCRIPTION</b>	<b>PART No.</b>	<b>QUANTITY</b>
1	STABILISER MAIN FRAME	10492.00	1
2	STABILISER WIDTH ADJUSTMENT ARM	7694.01	2
3	STABILISER ARM CLAMP PLATE	7695.00	2
4	M16 FLAT WASHER BZP		4
5	M16 SPRING WASHER BZP		4
6	M16x95 BOLT BZP		4
7	STABILISER DISC LEG	7693.00	2
8	STABILISER DISC	7692.00	2
9	M17 WHEEL NUT		10
10	TOP LINK PIN	8178.00	2
11	STABILISER TOP LINK	10493.00	1
12	LOWER LINK PIN	8177.01	2
13	LINCH PIN	5604.00	4
14	M20x55 BOLT BZP		8
15	M20 NUT BZP		8

STABILISER DISC FRAME WITH  
DISC STEER WHEELS, FITTED WITH  
SIDE SHIFT.

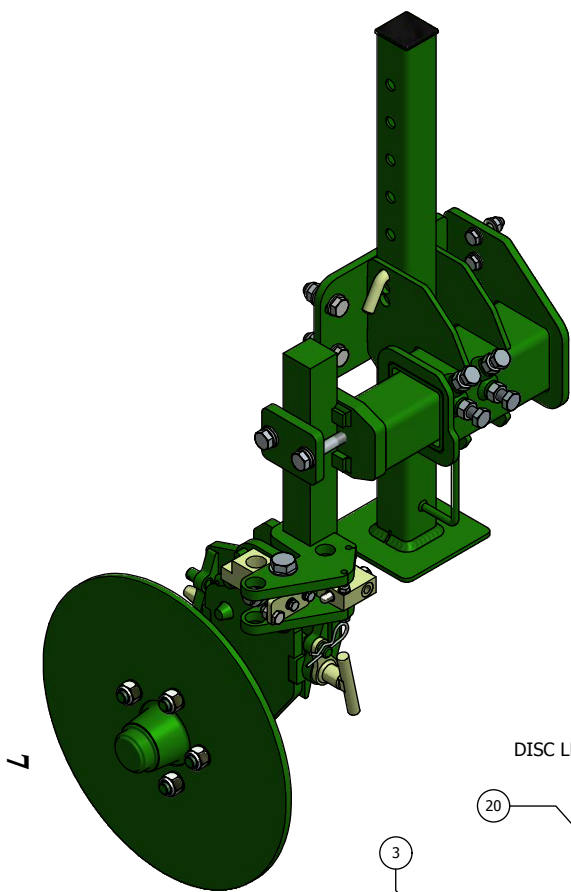
STABILISER DISC FRAME

5

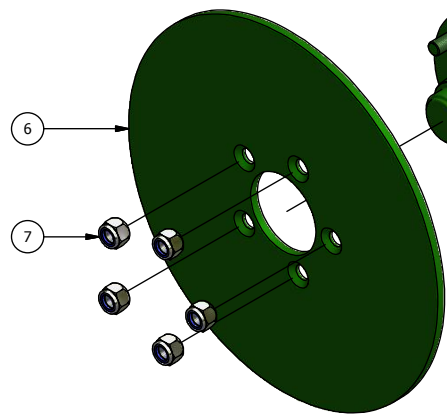


**ROBOCROP DISC STEER STABILISER WHEELS**

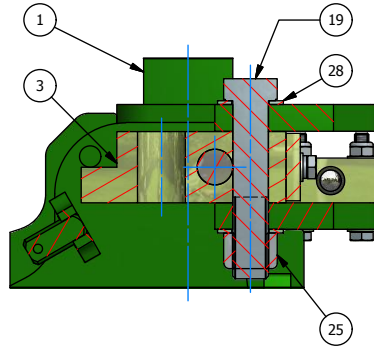
<b>ITEM No.</b>	<b>DESCRIPTION</b>	<b>PART No.</b>	<b>QUANTITY</b>
<b>1</b>	<b>STABILISER LEG ( LH ) RH LEG ( 9878.00 )</b>	<b>9877.00</b>	<b>1</b>
<b>2</b>	<b>SCRAPER MOUNTING ARM ( LH ) RH ARM ( 9421.00 )</b>	<b>9420.00</b>	<b>1</b>
<b>3</b>	<b>SCRAPER PLATE</b>	<b>9377.00</b>	<b>2</b>
<b>4</b>	<b>DISC STEER WHEEL</b>	<b>9415.00</b>	<b>1</b>
<b>5</b>	<b>M16 CAPTIVE WHEEL NUT</b>	<b>9422.00</b>	<b>5</b>
<b>6</b>	<b>M10x30 BOLT BZP</b>		<b>4</b>
<b>7</b>	<b>M12x45 BOLT BZP</b>		<b>2</b>
<b>8</b>	<b>M10 NYLOC NUT BZP</b>		<b>4</b>
<b>9</b>	<b>M12 NYLOC NUT BZP</b>		<b>2</b>
<b>10</b>	<b>M10 WASHER BZP</b>		<b>8</b>
<b>11</b>	<b>M12 WASHER BZP</b>		<b>4</b>



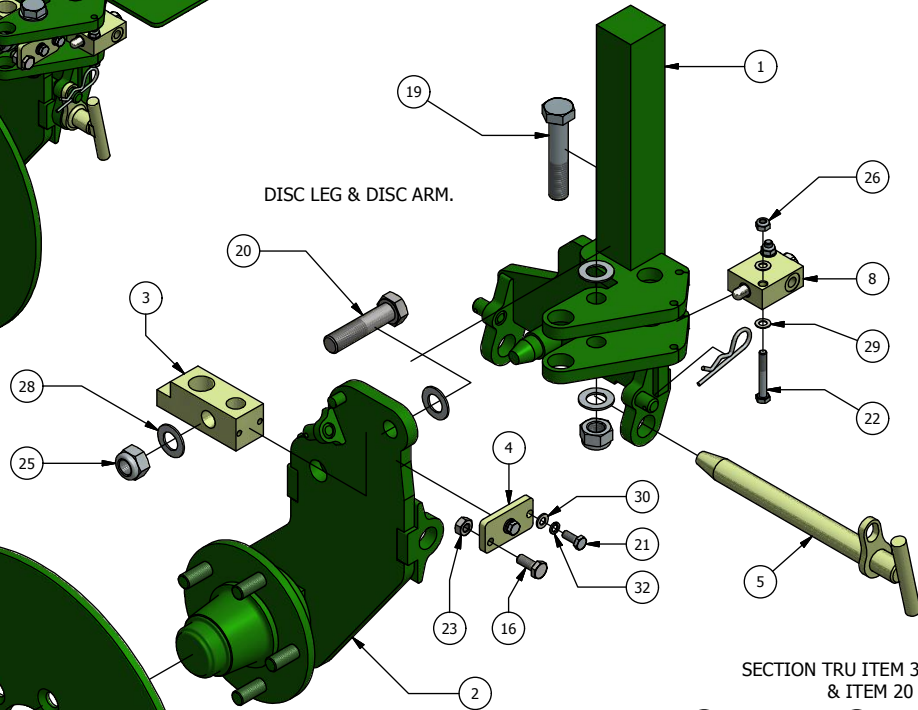
7



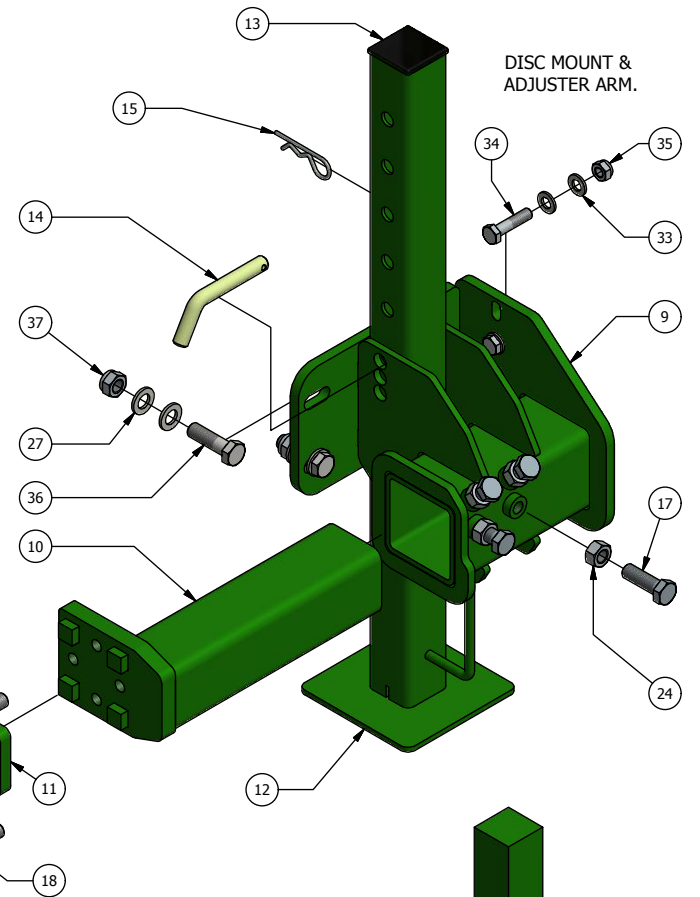
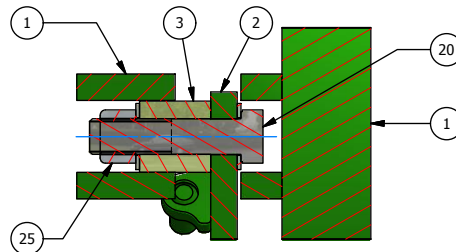
SECTION TRU ITEM 3, DISC KNUCKLE & ITEM 19 BOLT.



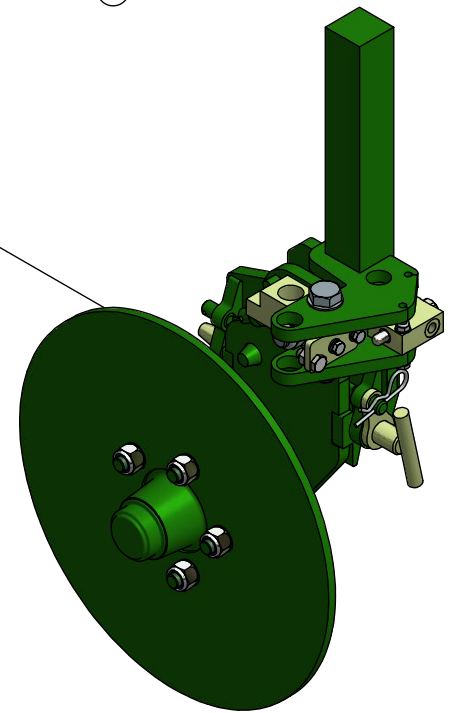
DISC LEG & DISC ARM.



SECTION TRU ITEM 3, DISC KNUCKLE & ITEM 20 BOLT.



DISC MOUNT & ADJUSTER ARM.



## ROBOCROP FOLDING STABILISER DISC ASSEMBLY

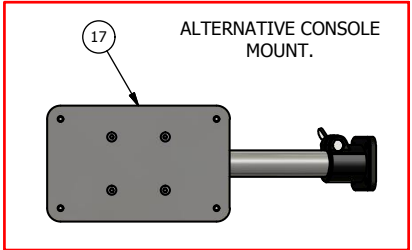
ITEM No.	DESCRIPTION	PART No.	QUANTITY
1	FOLDING STABILISER DISC LEG		1
	R.H.	10816.01	
	L.H.	10817.01	
2	STABILISER DISC ARM		1
	R.H.	10818.00	
	L.H.	10819.00	
3	STABILISER DISC KNUCKLE	10820.00	1
4	STABILISER DISC VALVE PRESS PLATE	10821.00	1
5	STABILISER DISC LOCKING PIN	10823.00	1
6	STABILISER DISC		1
	450mm	10824.00	
	550mm	7692.00	
7	WHEEL NUT	10826.00	1
8	VALVE END STOP VALVE ONE WAY POPPET	10827.00	1
9	STABILISER DISC MOUNT		1
	R.H.	10829.00	
	L.H.	10830.00	
10	STABILISER WIDTH ADJUSTMENT ARM	10833.00	1
11	CLAMP PLATE	7695.00	1
12	STAND	9252.00	1
13	END CAP	7583.00	1
14	PIN	9265.00	1
15	R-CLIP	1067.00	2
16	M10x25 BOLT/SET SCREW BZP		1
17	M16x50 BOLT/SET SCREW BZP		4
18	M16x95 BOLT BZP		2
19	M20x100 BOLT BZP		1
20	M20x85 BOLT BZP		1
21	M8x20 BOLT/SET SCREW BZP		2
22	M8x55 BOLT/SET SCREW BZP		2
23	M10 NUT BZP		1
24	M16 NUT BZP		4
25	M20 NYLOC NUT BZP		2
26	M8 NYLOC NUT BZP		2
27	M16 WASHER BZP		6
28	M20 THIN WASHER BZP		4
29	M8 THIN WASHER BZP		4
30	M8 WASHER BZP		2
31	M16 SPRING WASHER BZP		2
32	M8 SPRING WASHER BZP		2
33	M12 WASHER BZP		8
34	M12x50 BOLT BZP		4
35	M12 NYLOC NUT BZP		4
36	M16x55 BOLT BZP		2
37	M16 NYLOC NUT BZP		2

# **CONTROL SYSTEM PARTS SECTION**

## **CONTENTS**

	<b>PAGE</b>
<b>ROBOCROP CONTROL SYSTEM</b>	<b>1-2</b>
<b>ROBOCROP CAMERA BRACKET ASSEMBLY</b>	<b>3-4</b>
<b>ROBOCROP PROXIMITY WHEEL SENSORS</b>	<b>5-6</b>
<b>ROBOCROP MAIZE ROBO SENSORS</b>	<b>7-8</b>
<b>ROBOCROP SIDE SHIFT WING ASSEMBLY</b>	<b>9-10</b>
<b>ROBOCROP CONSOLE MOUNT ASSEMBLY</b>	<b>11-12</b>
<b>ROBOCROP HEAVY DUTY SIDE SHIFT WING ASSEMBLY</b>	<b>13-14</b>
<b>ROBOCROP HEAVY DUTY SIDE SHIFT WING ASSEMBLY STROKE SET UP</b>	<b>15-16</b>

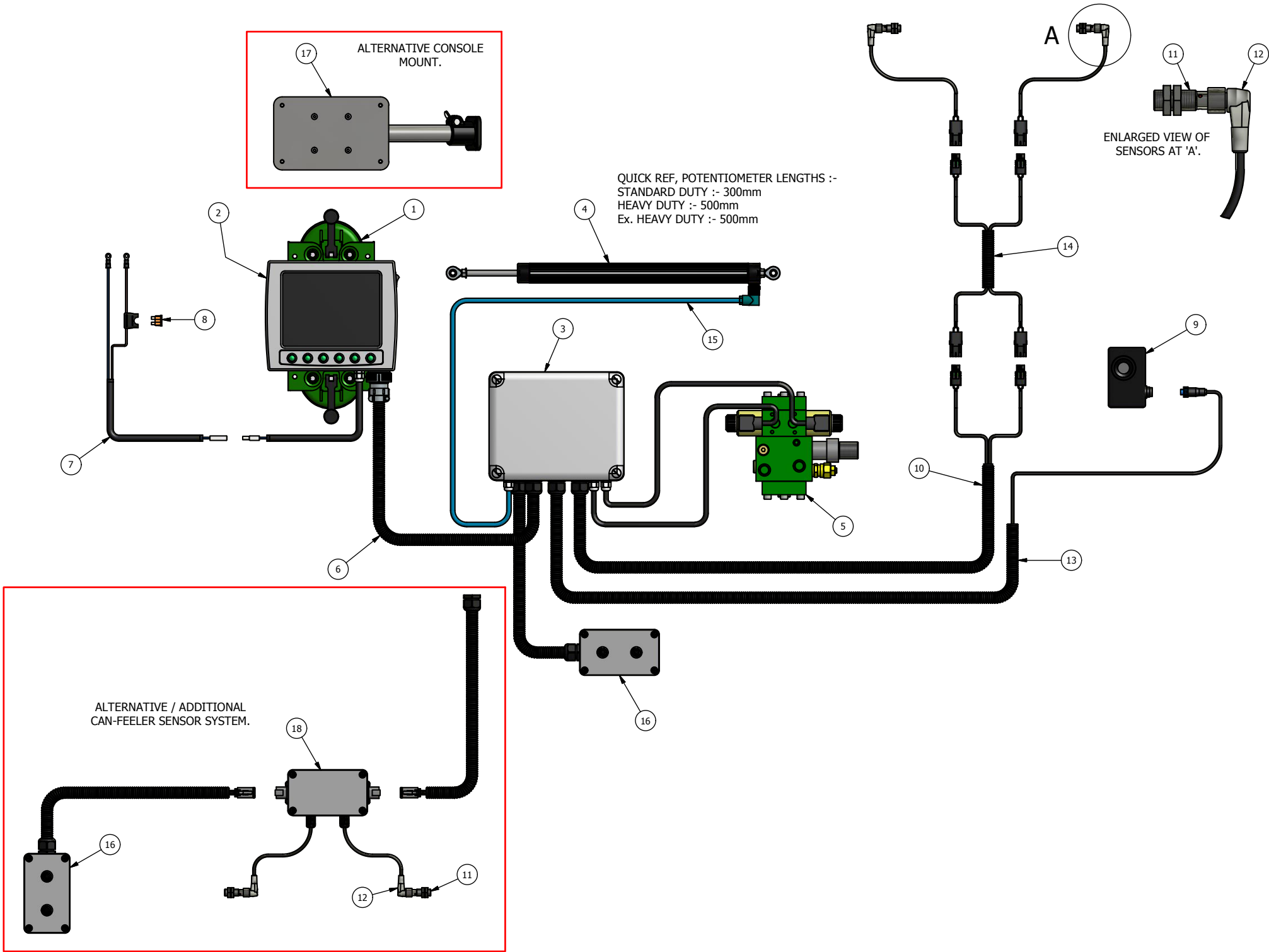
**<CLICK> TO RETURN TO MAIN SUB SECTION CONTENTS PAGE**



QUICK REF, POTENTIOMETER LENGTHS :-  
STANDARD DUTY :- 300mm  
HEAVY DUTY :- 500mm  
Ex. HEAVY DUTY :- 500mm

ENLARGED VIEW OF SENSORS AT 'A'.

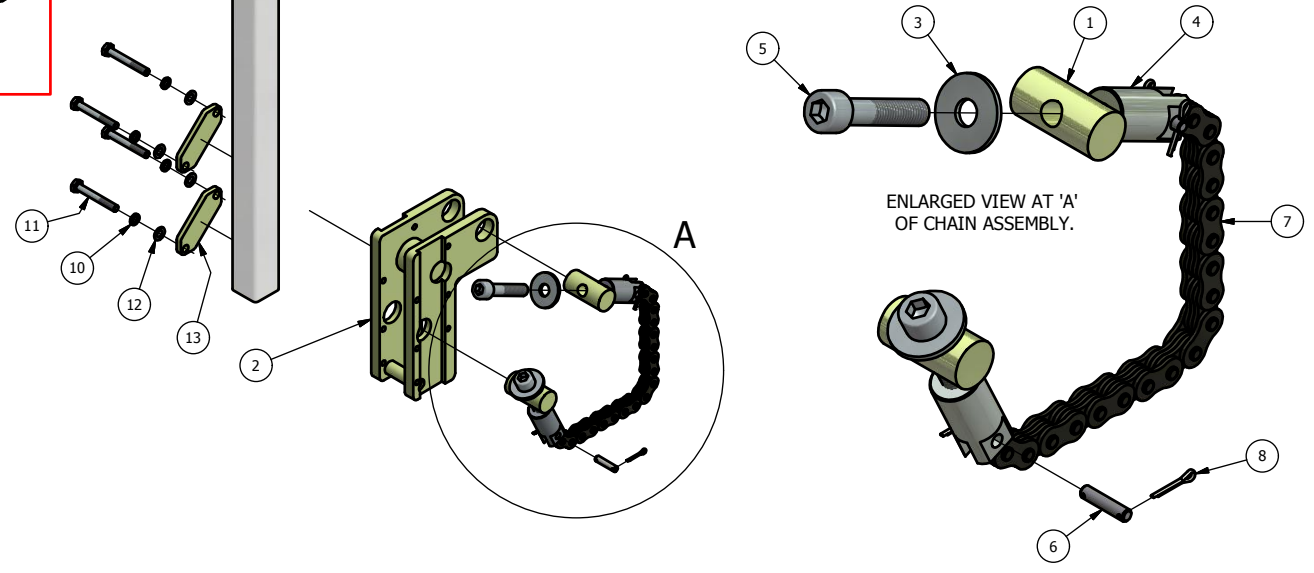
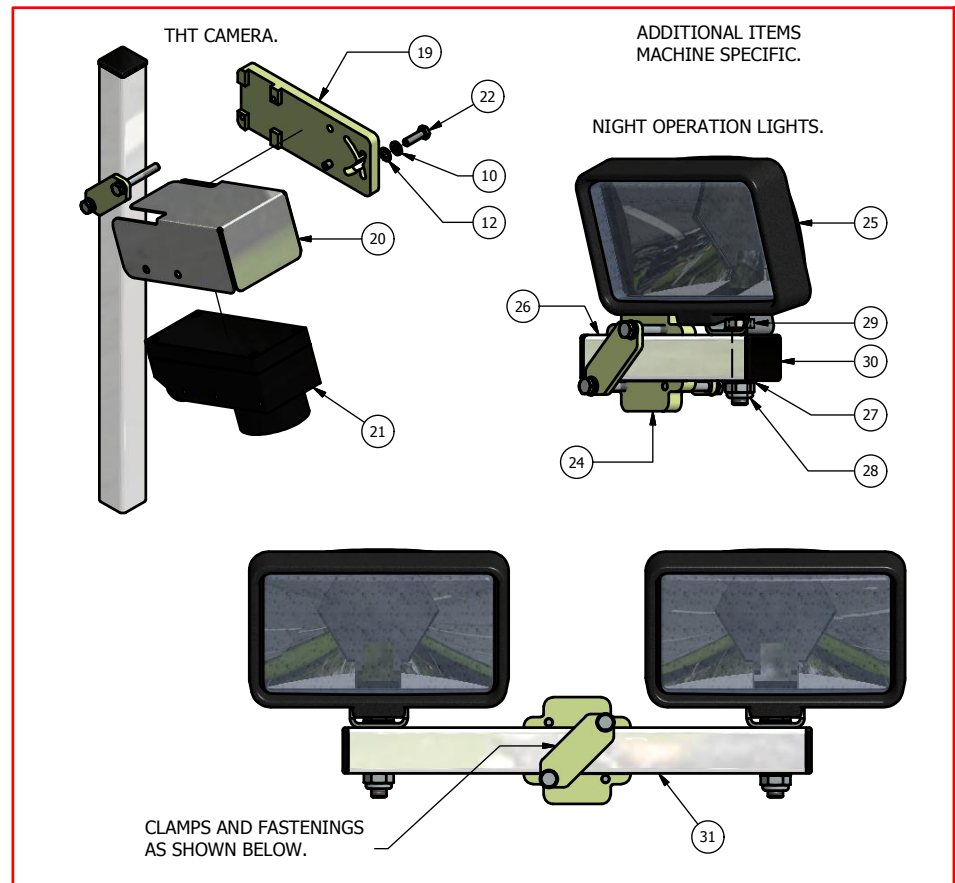
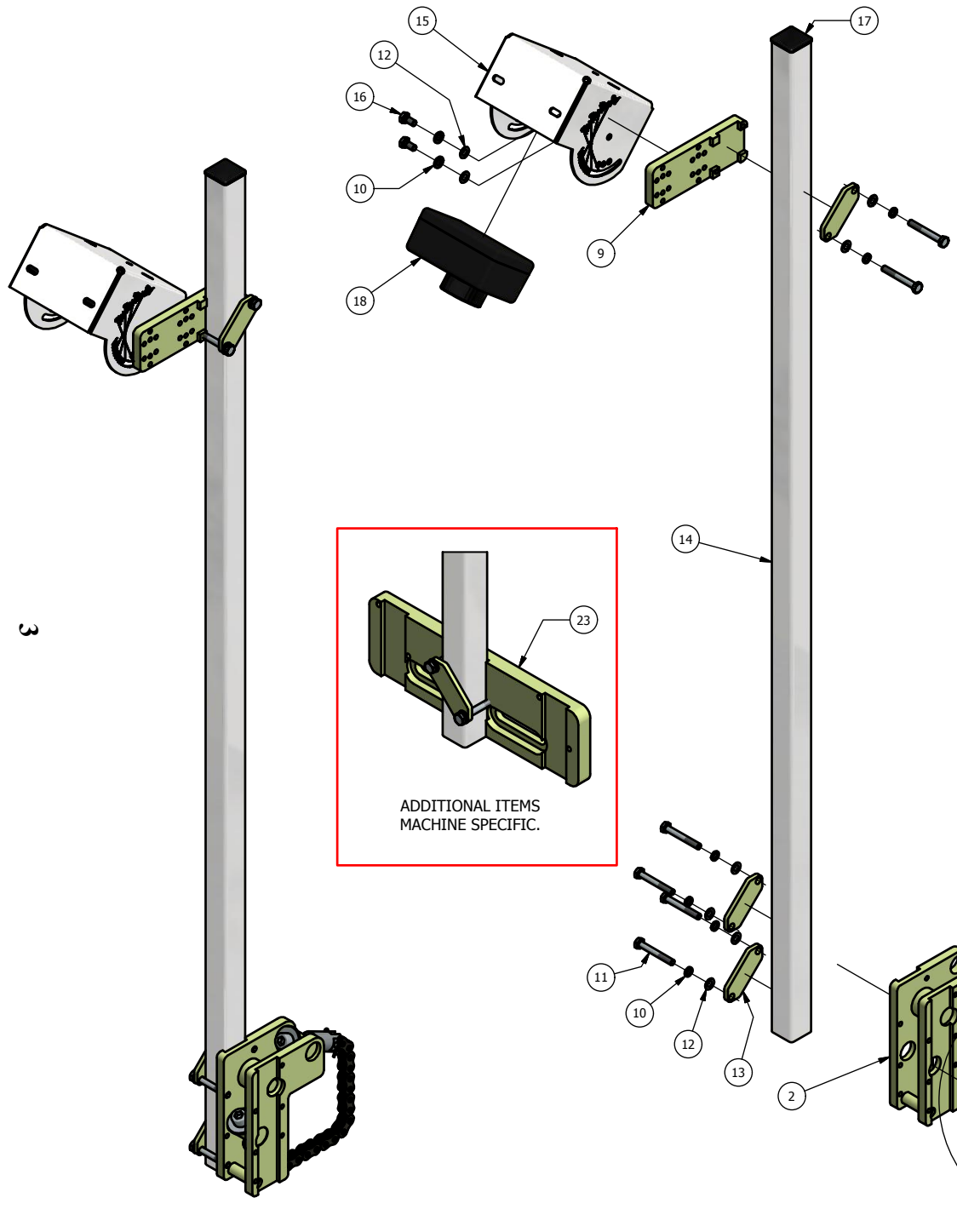
I



## ROBOCROP CONTROL SYSTEM

ITEM No.	DESCRIPTION	PART No.	QUANTITY
1	CONTROL VACUUM BRACKET 2 PAD GREEN	7447.00	1
2	ROBO VIS SYS CONSOLE FIREWIRE	8500.00	1
3	ROBO VIS SYS CONTROL SYSTEM FIREWIRE mk6	9888.00	1
4	POTENTIOMETER RAM STANDARD DUTY	7732.00	1
	HEAVY & EX. HEAVY DUTY	8227.00	1
5	HYDRAULIC VALVE SPOOL WITH FLOW CONTROL OPEN CENTRE	8416.00	1
6	ROBO VIS SYS LOOM 1 CONSOLE TO CONSOLE TO JUNCTION BOX FIREWIRE	8550.00	1
7	ROBO VIS SYS POWER LEAD	7797.00	1
8	FUSE SPADE TYPE 20A	7798.00	1
9	ROBO VIS SYS CAMERA FIREWIRE NARROW ANGLE	8983.00	1
10	ROBO VIS SYS INTER-ROW SENSOR LOOM	10606.00	1
11	PROXIMITY SENSOR NPN PLUGGED	10121.00	2
12	PROXIMITY CABLE WITH 90° PLUG 5M	10122.00	2
13	ROBO VIS SYS INTER-ROW CAMERA LOOM	10605.00	1
14	ROBO VIS SYS CAMERA EXT CABLE 3.5M	10582.00	1
15	POTENTIOMETER CABLE		1
16	ROBO VIS SYS CAN MANUAL OVERRIDE SWITCH BOX / THT BOARD	10583.00	1
ALTERNATIVE ITEMS :-			
17	ROBO VIS SYS CONSOLE MOUNT PLATE	10571.00	1
18	ROBO VIS SYS CAN FEELER SYSTEM / THT BOARD	10584.00	1



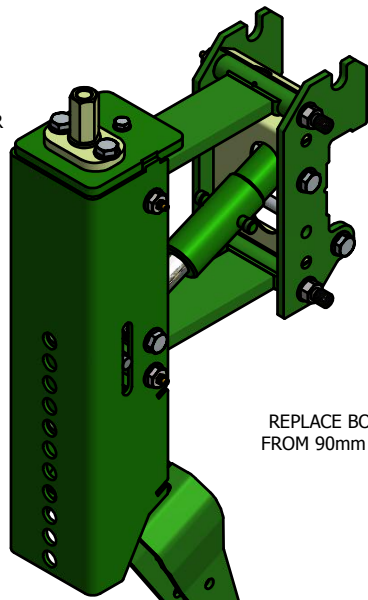


**ROBOCROP CAMERA BRACKET ASSEMBLY**

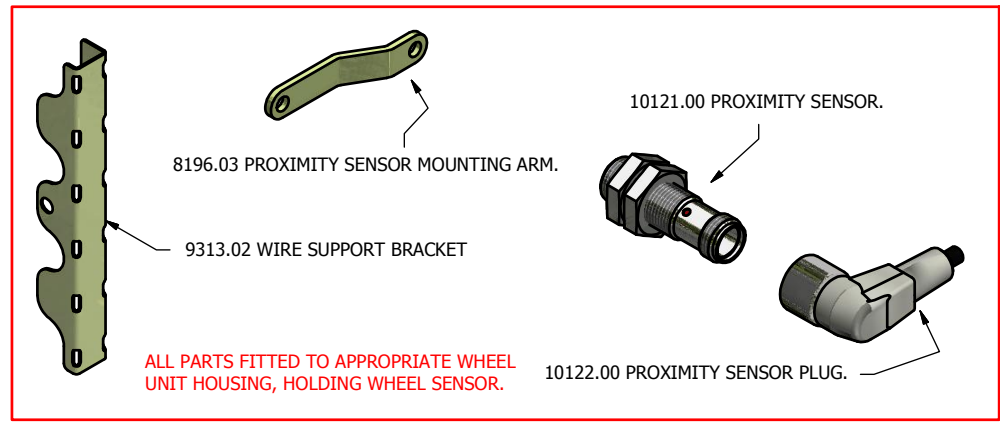
<b>ITEM No.</b>	<b>DESCRIPTION</b>	<b>PART No.</b>	<b>QUANTITY</b>
1	CHAIN BOLT PIVOT	9351.00	1
2	CLAMP BRACKET	9400.00	1
3	LARGE DIA WASHER, 10x30x2.5 BZP		2
4	CHAIN ANCHOR	9435.00	2
5	SOCKET CAP SCREW, M10x50 BZP		2
6	CHAIN PIN	9437.00	2
7	CHAIN (AVAILABLE IN VARIOUS LENGTHS)	9436.00	1
8	SPLIT PIN		4
9	CAMERA FRAME BRACKET	10011.00	1
10	M6 SPRING WASHER BZP	5979	8
11	M6x45 BOLT BZP	5664	6
12	M6 FLAT THIN WASHER BZP	5978	8
13	CAMERA FRAME BRACKET	9402.00	3
14	CAMERA HIGHT STEM 12000mm	10227.00	1
15	CAMERA BOX	8570.03	1
16	BOLT M6x12 BZP		2
17	END CAP	8839	1
18	ROBO VIS SYS CAMERA NARROW ANGLE ( FIREWIRE )	8983.00	1
<b>ADDITIONAL ITEMS, MACHINE SPECIFIC</b>			
19	CAMERA FRAME BRACKET	10349.00	1
20	CAMERA SHADE	10350.00	1
21	ROBO VIS SYS CAMERA - THT	10160.00	1
22	M6x20 BOLT BZP		2
23	CAMERA STEM BRACKET ( MACHINE SPECIFIC )	9554.00	
24	CAMERA MAST CLAMP	9401.00	1
25	LIGHT TWO USED IF USING ITEM 31	10708.00	1
26	MAST	10709.00	1
27	M10 THIN WASHER BZP		2
28	M10 NYLOC NUT BZP		1
29	M10x50 BOLT BZP		1
30	END CAP	8839.00	2
31	MAST	10710.00	1

**QUANTITY SHOWN IS PER CAMERA BRACKET ASSEMBLY.  
TOTAL QUANTITY IS DEPENDENT ON MACHINE  
SPECIFICATION.**

50MM WHEEL & SENSOR



REPLACE BOLT FROM WHEEL UNIT FROM 90mm LONG to 100mm LONG.



8196.03 PROXIMITY SENSOR MOUNTING ARM.

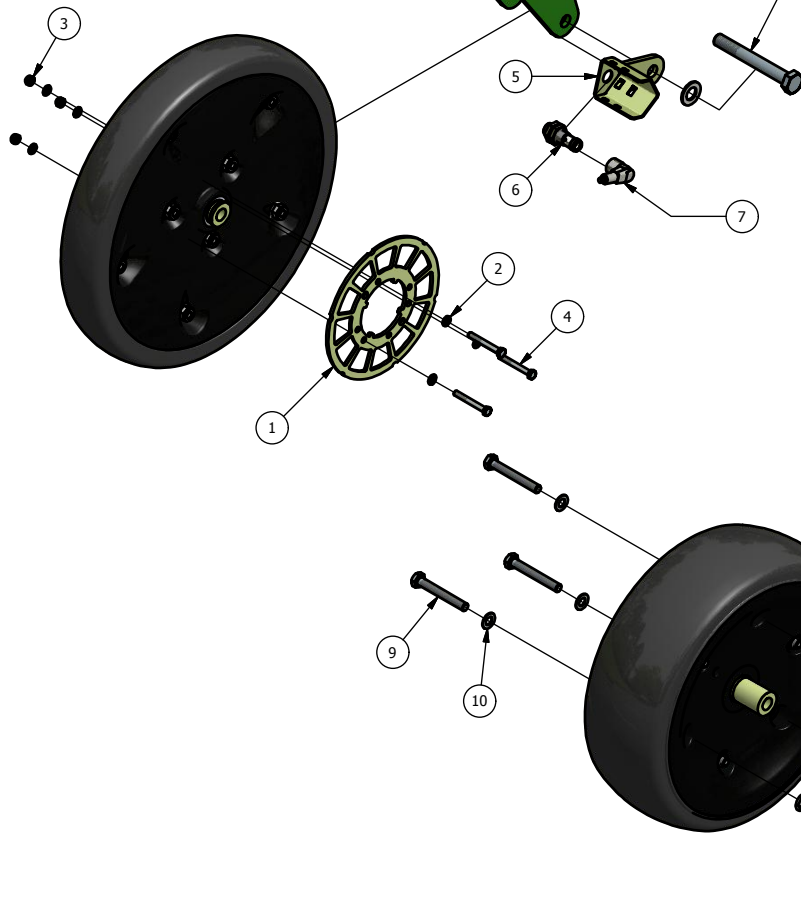
10121.00 PROXIMITY SENSOR.

9313.02 WIRE SUPPORT BRACKET

10122.00 PROXIMITY SENSOR PLUG.

ALL PARTS FITTED TO APPROPRIATE WHEEL UNIT HOUSING, HOLDING WHEEL SENSOR.

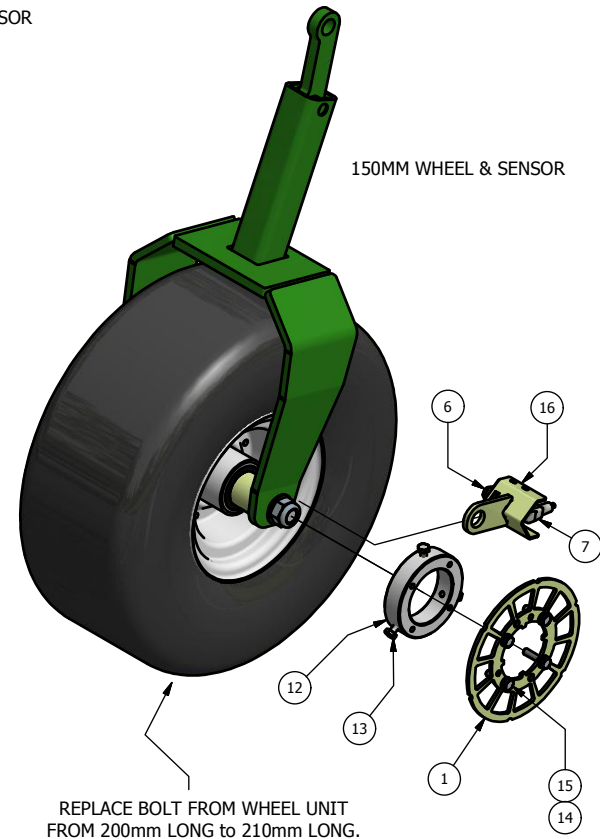
5



100MM WHEEL & SENSOR

REPLACE BOLT FROM WHEEL UNIT FROM 150mm LONG to 160mm LONG.

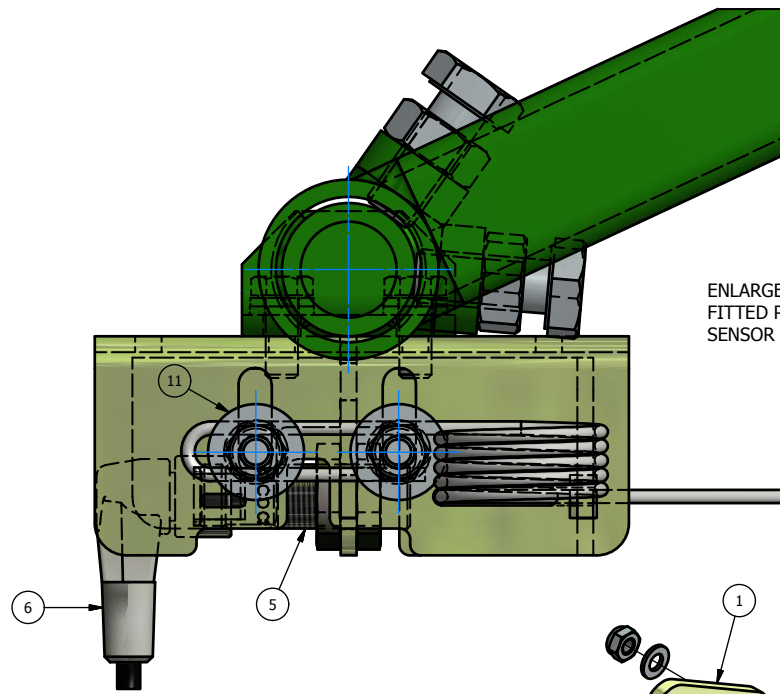
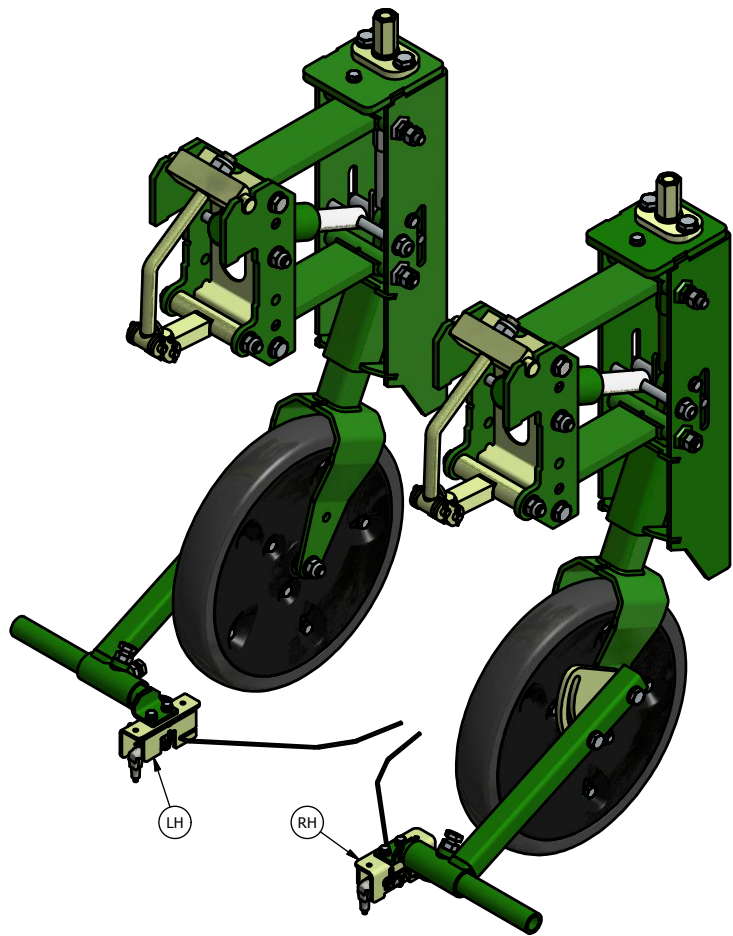
150MM WHEEL & SENSOR



REPLACE BOLT FROM WHEEL UNIT FROM 200mm LONG to 210mm LONG.

## ROBOCROP PROXIMITY WHEEL SENSORS

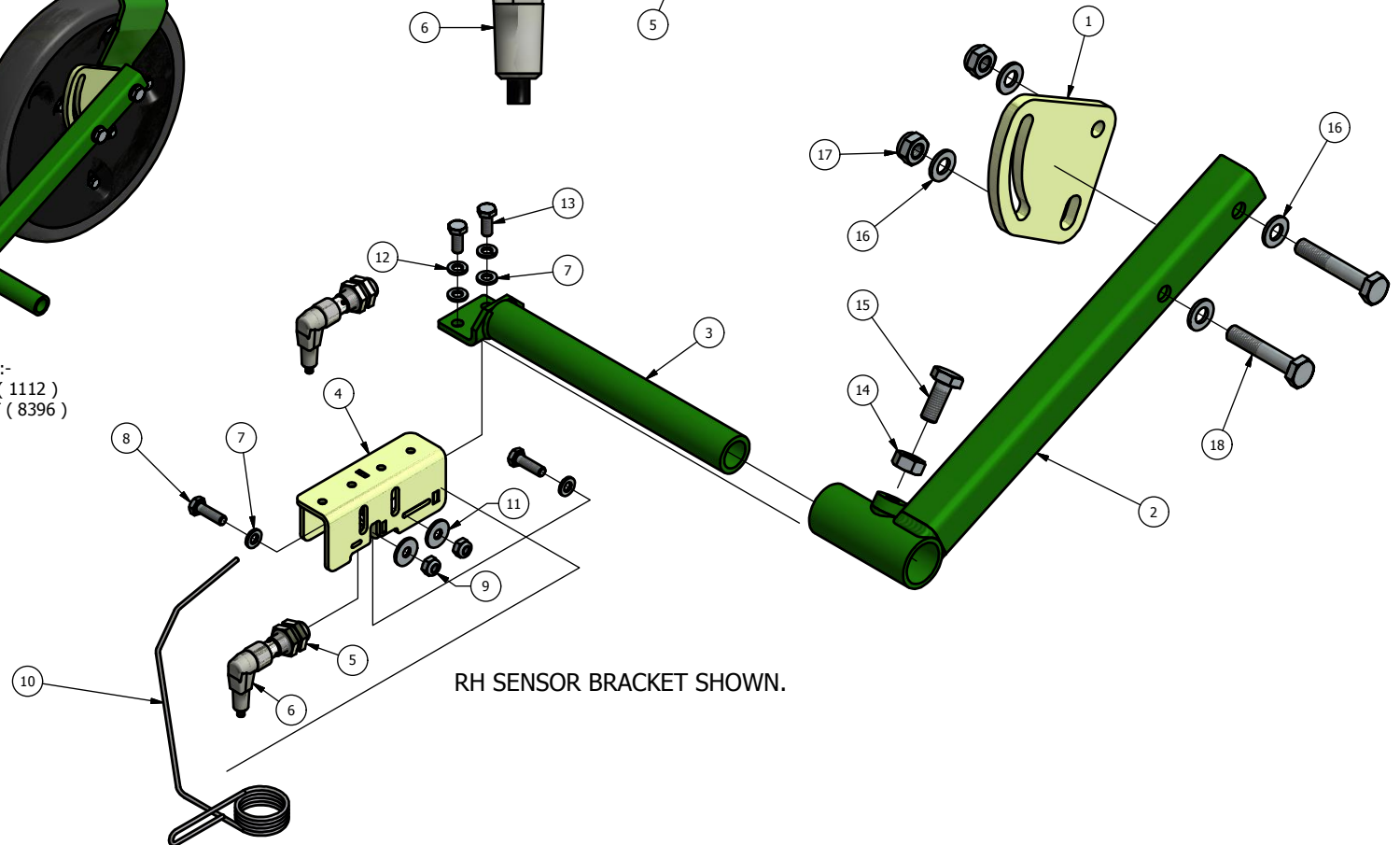
ITEM No.	DESCRIPTION	PART No.	QUANTITY
<b>50MM WHEEL</b>			
1	PROXIMITY SPEED SENSOR RING	9451.01	1
2	M5 FLAT WASHER BZP	9093	6
3	M5 NYLOC NUT BZP	7875	3
4	M5x45 BOLT BZP		3
5	PROXIMITY SENSOR MOUNT	10701.00	1
6	NPN PROXIMITY SENSOR (ONE HELD ON WHEEL, ONE HELD ON PROXIMITY MOUNTING ARM)	10121.00	2
7	PROXIMITY SENSOR PLUG (ONE HELD ON WHEEL, ONE HELD ON PROXIMITY MOUNTING ARM)	10122.00	2
<b>100MM WHEEL</b>			
<b>100MM WHEEL USES SOME OF THE ABOVE IN ADDITION TO THOSE BELOW</b>			
8	PROXIMITY SENSOR MOUNT	10700.00	1
9	M8x60 BOLT BZP	6694	3
10	M8 FLAT WASHER BZP	1157	6
11	M8 NYLOC NUT BZP	1042	3
<b>150MM WHEEL</b>			
<b>150MM WHEEL USES SOME OF THE ABOVE IN ADDITION TO THOSE BELOW</b>			
12	SENSOR MOUNT HUB	10689.00	1
13	M6x20 BOLT BZP		3
14	M6 WASHER BZP		4
15	M6x25 BOLT BZP		4
16	SPEED SENSOR BRACKET	10832.00	1



ENLARGED CROP VIEW SHOWING  
FITTED POSITION OF PROXIMITY  
SENSOR & SPRING SENSOR.

7

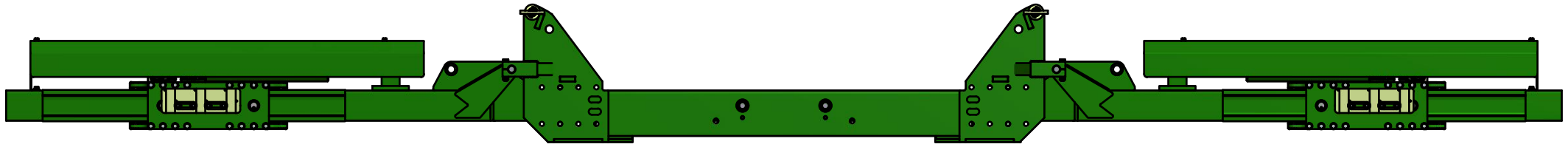
SENSORS CAN BE FITTED EITHER  
SIDE OF WHEEL UNITS.  
AXLE BOLTS NEED TO BE REPLACED ACCORDINGLY :-  
50mm WIDE WHEEL WILL REQUIRE M12x100 BOLT ( 1112 )  
100mm WIDE WHEEL WILL REQUIRE M12x160 BOLT ( 8396 )



RH SENSOR BRACKET SHOWN.

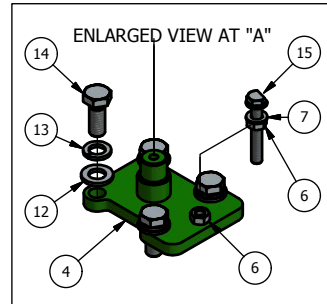
## ROBOCROP MAIZE ROBO SENSORS

<b>ITEM No.</b>	<b>DESCRIPTION</b>	<b>PART No.</b>	<b>QUANTITY</b>
1	MOUNTING BRACKET	9782.00	1
2	MOUNTING BRACKET	9784.00	1
3	MOUNTING BRACKET	9783.00	1
4	SENSOR BRACKET		
	RH BRACKET	9781.00	1
	LH BRACKET	9780.00	1
5	NPN PROXIMITY SENSOR	10121.00	1
6	PROXIMITY CABLE WITH 90° PLUG 5M	10122.00	1
7	M6 WASHER BZP	5978	4
8	M6x20 BOLT BZP		2
9	M6 NYLOC NUT BZP	1167	2
10	SPRING SENSOR		
	RH SPRING SENSOR	9779.01	1
	LH SPRING SENSOR	9778.01	1
11	M6 RETAINING WASHER. LARGE OD BZP		2
12	M6 SPRING WASHER BZP	5979	2
13	M6x15 BOLT BZP		2
14	M10 NUT BZP	1150	2
15	M10x25 BOLT BZP	1120	2
16	M10 WASHER BZP	1170	4
17	M10 NYLOC NUT BZP	1024	2
18	M10x55 BOLT BZP	8125	2

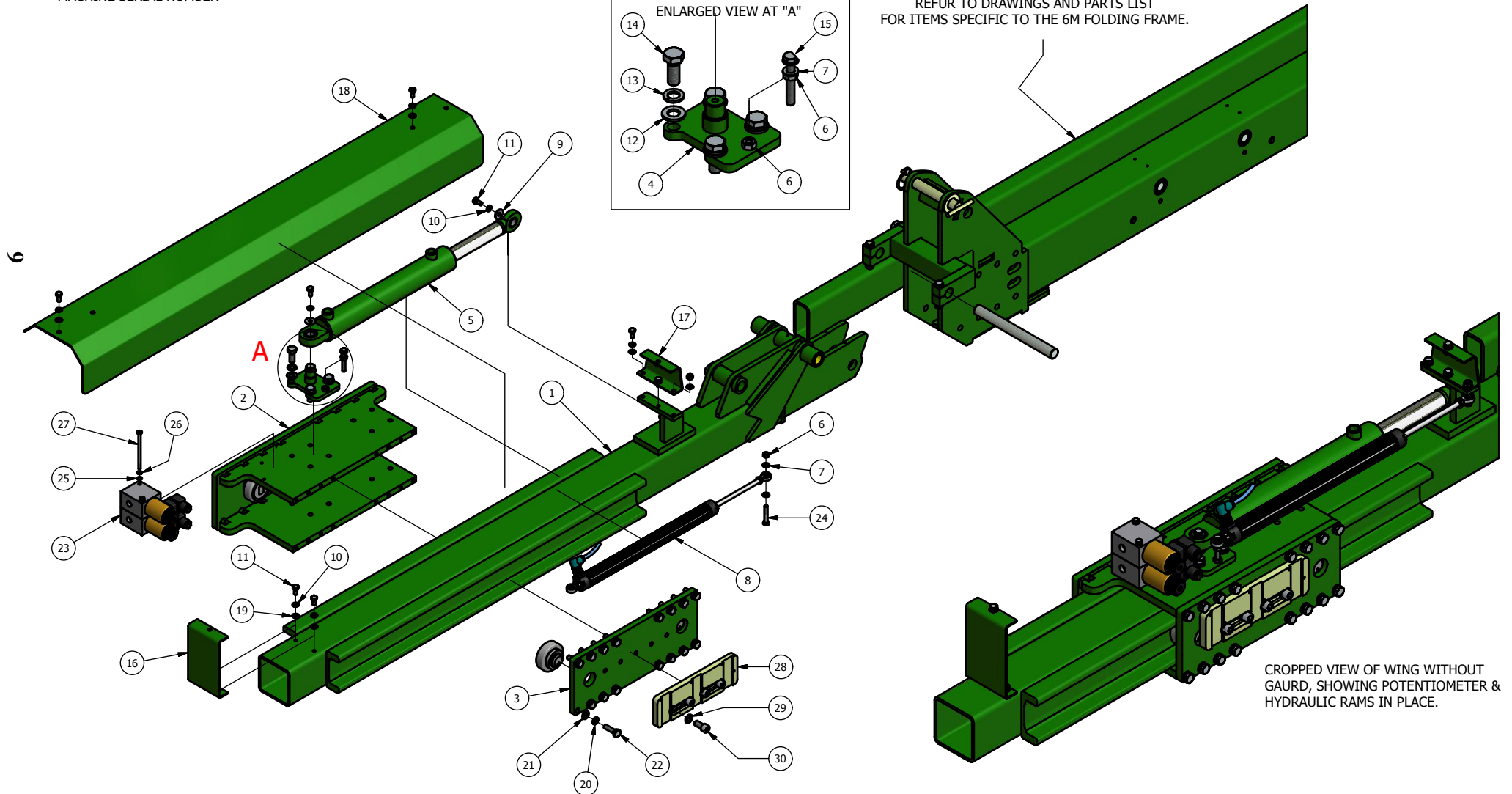


EXPLODED VIEW OF RIGHT HAND WING SHOWN BELOW.  
 THE SAME PARTS ARE APPLICABLE TO THE LEFT HAND WING,  
 THE ONLY DIFFERENCE IS THE WING PART NUMBER. SEE PARTS LIST.

NOTE : SYSTEMS MAY ALSO BE MACHINE SPECIFIC. ALWAYS REFER TO  
 MACHINE SERIAL NUMBER



REFER TO DRAWINGS AND PARTS LIST  
 FOR ITEMS SPECIFIC TO THE 6M FOLDING FRAME.



CROPPED VIEW OF WING WITHOUT  
 GAURD, SHOWING POTENTIOMETER &  
 HYDRAULIC RAMS IN PLACE.

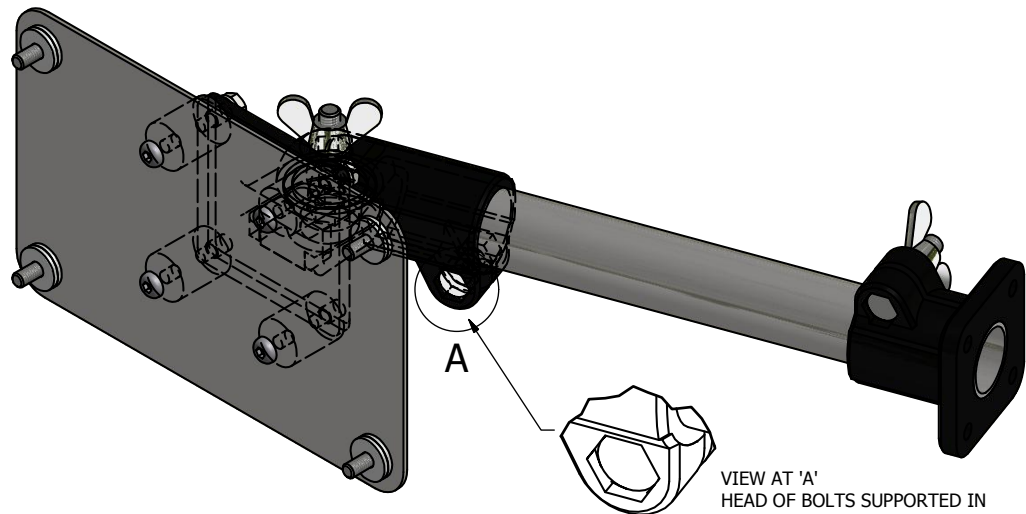
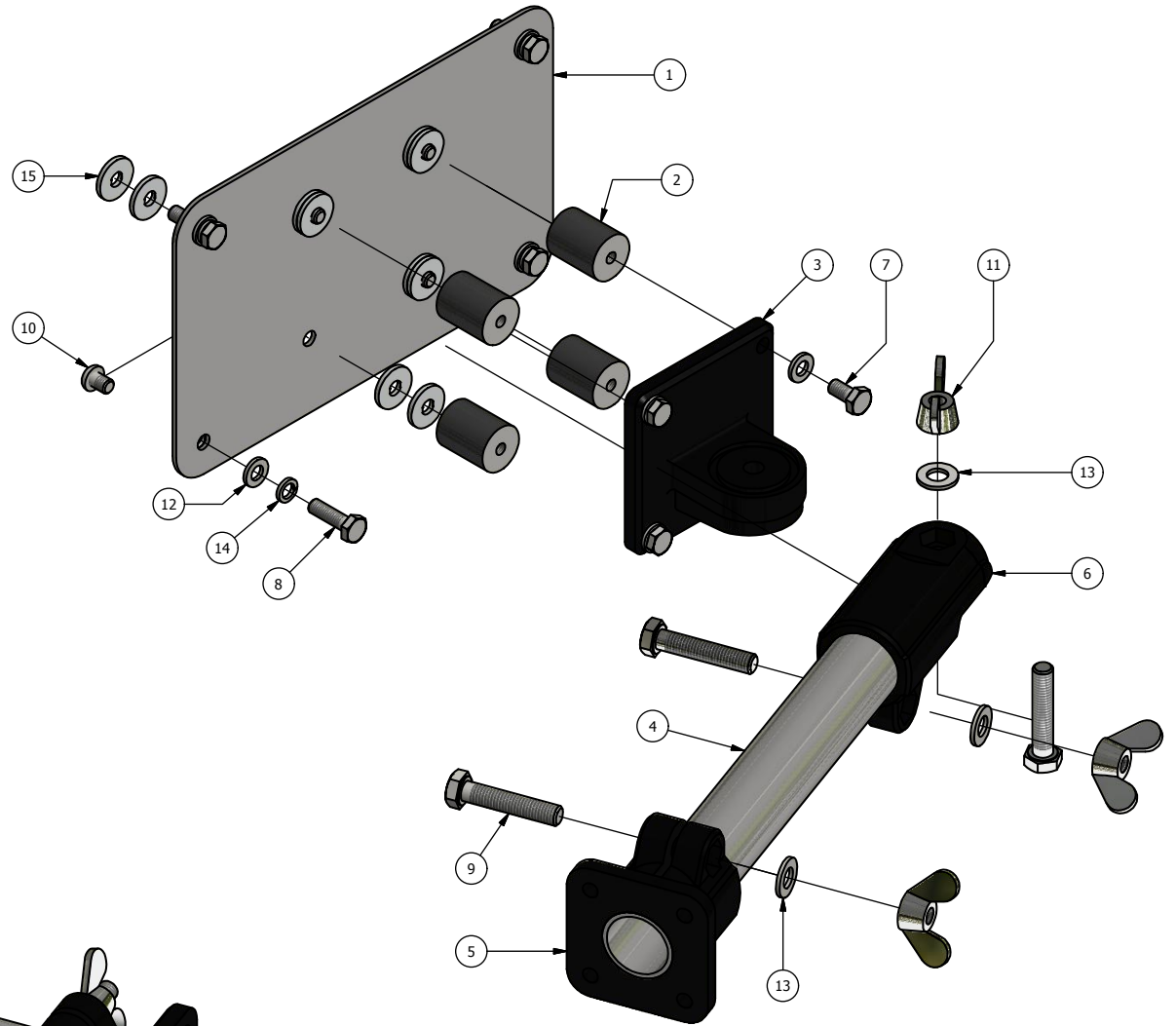
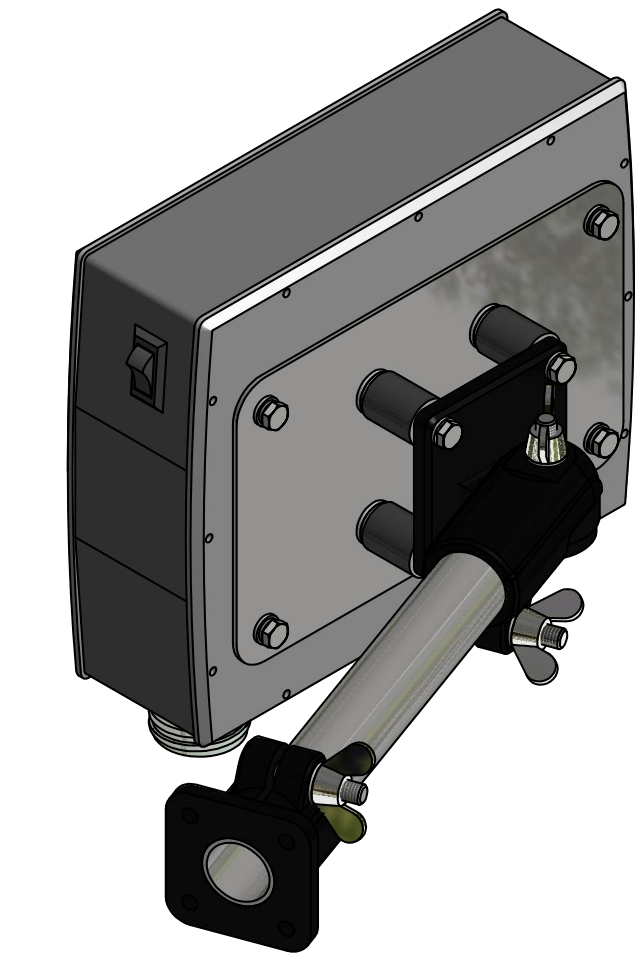


**ROBOCROP SIDESHIFT WING ASSEMBLY**

<b>ITEM No.</b>	<b>DESCRIPTION</b>	<b>PART No.</b>	<b>QUANTITY</b>
1	RH FOLDING FRAME WING	9053.00	1
	LH FOLDING FRAME WING ( NOT SHOWN )	9054.00	1
2	SIDE SHIFT SADDLE ( WITH ROLLERS )	8469.00	2
3	SADDLE PLATE ( WITH ROLLERS )	8470.00	2
4	SADDLE RAM MOUNT	8471.02	2
5	HYDRAULIC RAM	8235.00	2
6	M8 NUT BZP	1185	8
7	M8 FLAT WASHER BZP	1157	10
8	POTENTIOMETER RAM	7732.00	2
9	LARGE OD FLAT WASHER 8x24x2 BZP		4
10	M8 SPRING WASHER BZP	1154	16
11	M8x16 BOLT BZP	1156	16
12	M12 FLAT WASHER BZP	1114	8
13	M12 SPRING WASHER BZP	1115	8
14	M12x30 BOLT BZP	1161	8
15	M8x55 BOLT BZP	5832	2
16	GUARD SUPPORT	9228.00	2
17	GUARD SUPPORT	9229.00	2
18	WING GUARD	9227.00	2
19	M8 FLAT THIN WASHER BZP		12
20	M10 SPRING WASHER BZP	1170	32
21	M10 FLAT WASHER BZP	1186	32
22	M10x35 BOLT BZP	7466	32
23	2 WAY HYDRAULIC POPPET VALVE	8993.00	4
24	M8x45 BOLT BZP	8825	2
25	M6 FLAT THIN WASHER BZP	5978	4
26	M6 SPRING WASHER BZP	5979	4
27	M6x60 BOLT BZP	8822	4
28	CAMERA STEM BRACKET	9554.00	2
29	M12 SPRING WASHER BZP		8
30	M12x25 SOCKET HEAD CAP SCREW BZP		8



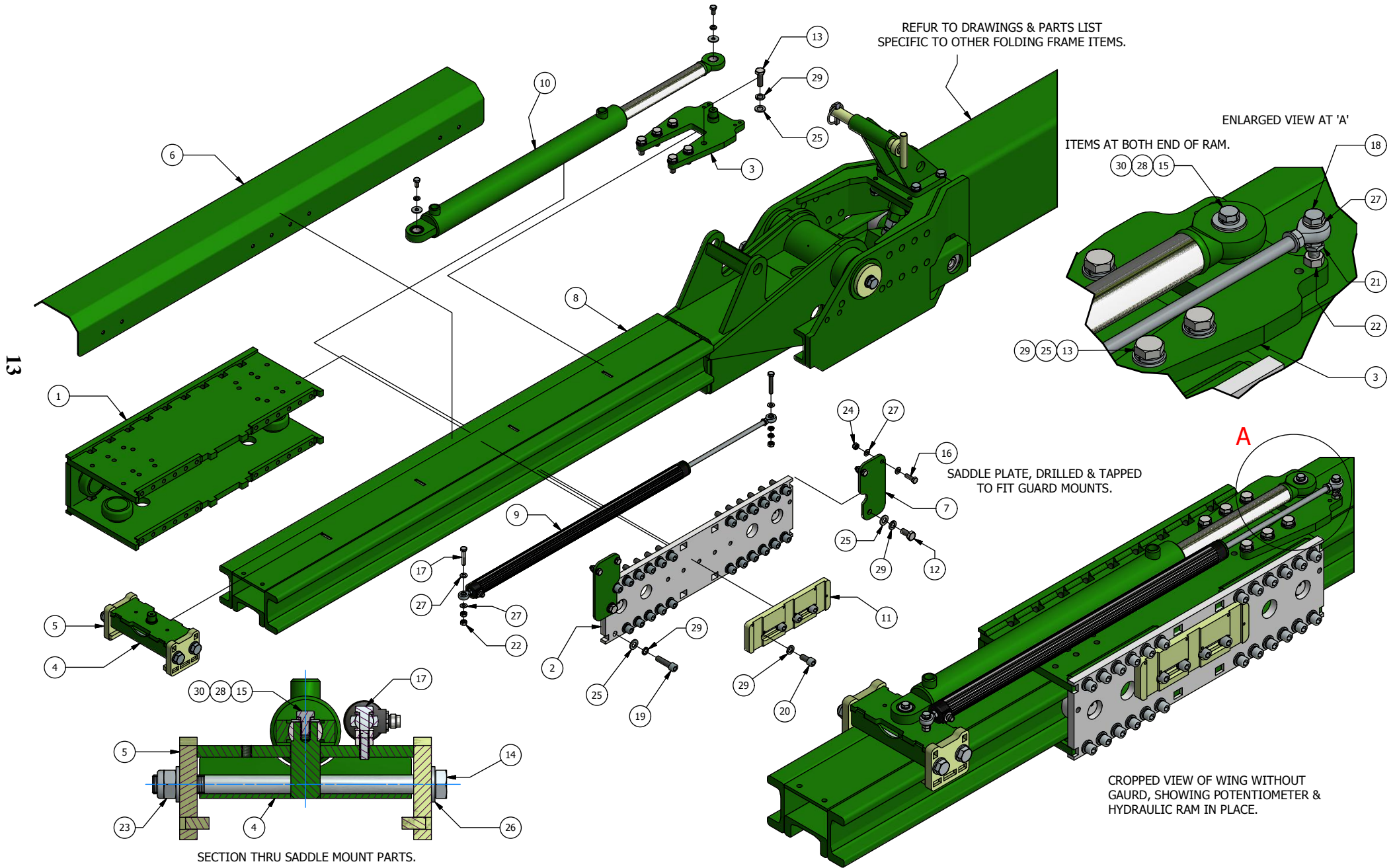
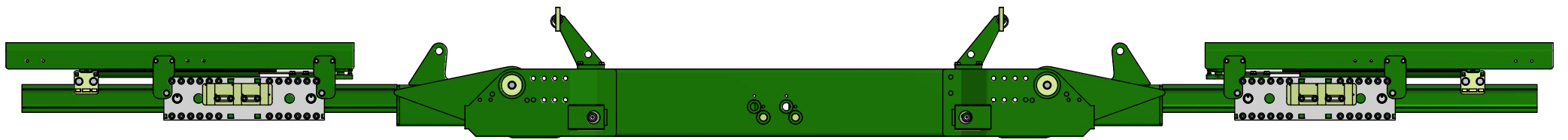
11



VIEW AT 'A'  
HEAD OF BOLTS SUPPORTED IN  
HEXAGON IN STRAP CLAMP &  
BASE CLAMPS.

**ROBOCROP CONSOLE MOUNT ASSEMBLY**

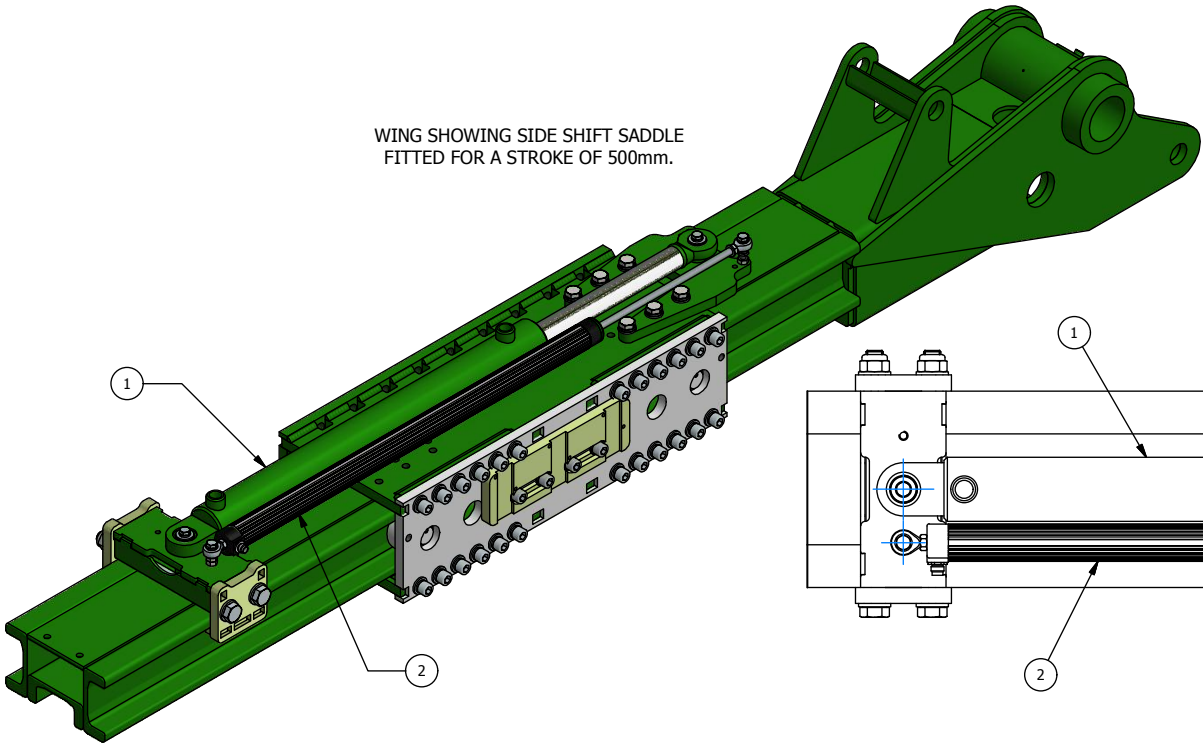
<b>ITEM No.</b>	<b>DESCRIPTION</b>	<b>PART No.</b>	<b>QUANTITY</b>
1	CONSOLE MOUNTING PLATE	10571.00	1
2	ANTI-VIBRATION BUFFER	10572.00	4
3	STRAP CLAMP	10573.00	1
4	STAINLESS TUBE	10576.00	1
5	BASE CLAMP	10577.00	1
6	STRAP CLAMP	10607.00	1
7	M6x12 BOLT BZP		4
8	M6x16 BOLT BZP		4
9	M8x40 BOLT BZP		3
10	M6x8 BUTTON HEAD SCREW BZP		4
11	M8 WING NUT BZP		3
12	M6 FLAT WASHER BZP		8
13	M8 FLAT WASHER BZP		3
14	M6 SPRING WASHER BZP		4
15	ANTI - LOSS WASHER	10580.00	16



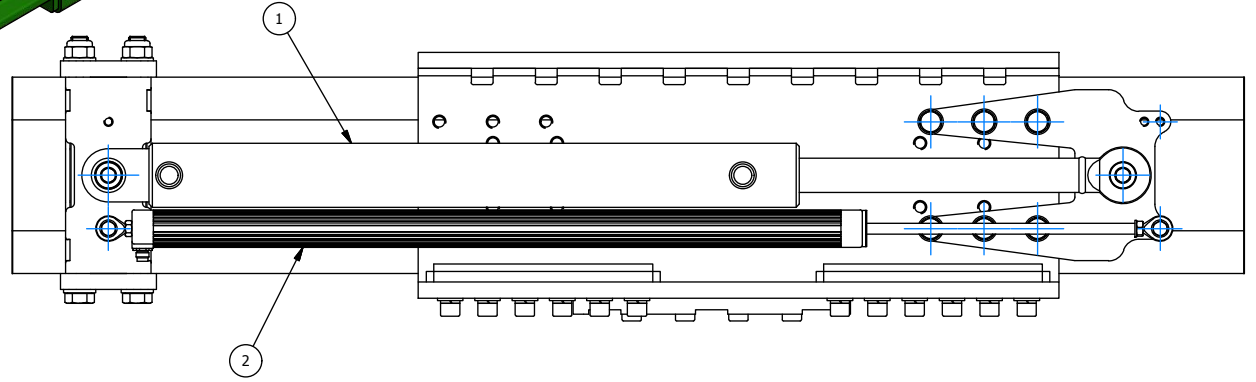
**ROBOCROP HEAVY DUTY SIDESHIFT WING ASSEMBLY**

<b>ITEM No.</b>	<b>DESCRIPTION</b>	<b>PART No.</b>	<b>QUANTITY</b>
1	SIDE SHIFT SADDLE ( WITH ROLLERS )	10170.01	2
2	SADDLE PLATE ( WITH ROLLERS )	10171.00	2
3	SADDLE RAM MOUNT	10395.00	2
4	SADDLE MOUNT PART 1	10396.00	2
5	SADDLE MOUNT PART 2	10397.00	4
6	WING GUARD	10438.00	2
7	GUARD MOUNT	10439.00	4
8	FOLDING WING	10567.01	2
9	POTENTIOMETER RAM	8227.00	2
10	HYDRAULIC RAM	8236.00	2
11	CAMERA STEM BRACKET	9554.00	2
12	M12x25 BOLT BZP		4
13	M12x35 BOLT BZP		12
14	M16x240 BOLT BZP		4
15	M8x15 BOLT BZP		4
16	M8x25 BOLT BZP		8
17	M8x40 BOLT BZP		2
18	M8x50 BOLT BZP		2
19	M12x45 SOCKET CAP SCREW BZP		46
20	M12x25 SOCKET CAP SCREW BZP		8
21	M8 HALF NUT BZP		4
22	M8 NUT BZP		6
23	M16 NYLOC NUT BZP		4
24	M8 NYLOC NUT BZP		8
25	M12 WASHER BZP		62
26	M16 WASHER BZP		8
27	M8 WASHER BZP		22
28	M8 LARGE OD WASHER BZP		4
29	M12 SPRING WASHER BZP		70
30	M8 SPRING WASHER BZP		4

WING SHOWING SIDE SHIFT SADDLE  
FITTED FOR A STROKE OF 500mm.

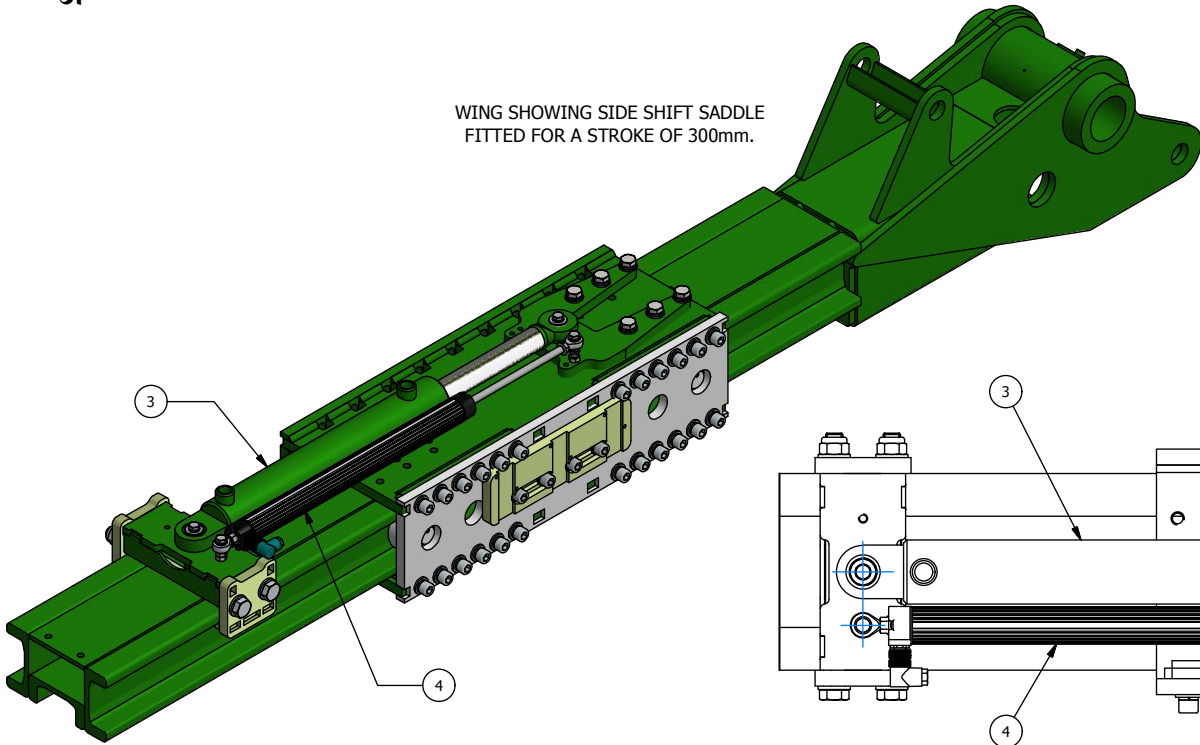


VIEWS SHOW POSITIONING OF SADDLE RAM  
MOUNT ( 10395.00 ) FOR 500 & 300 STROKE SET UP.



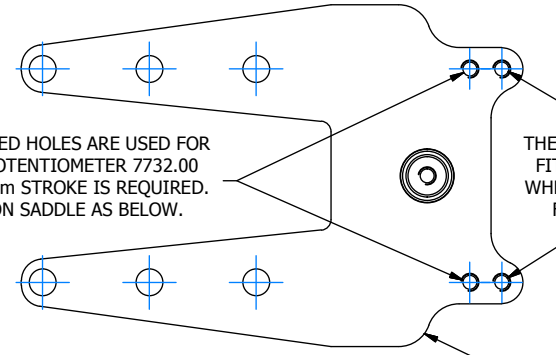
15

WING SHOWING SIDE SHIFT SADDLE  
FITTED FOR A STROKE OF 300mm.

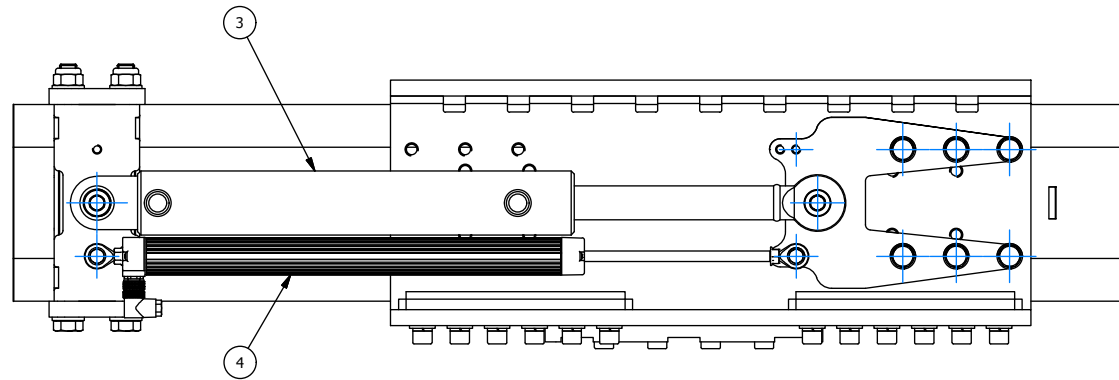


THESE TAPPED HOLES ARE USED FOR  
FITTING POTENTIOMETER 7732.00  
WHEN 300mm STROKE IS REQUIRED.  
FITTED ON SADDLE AS BELOW.

THESE TAPPED HOLES ARE USED FOR  
FITTING POTENTIOMETER 8227.00  
WHEN 500mm STROKE IS REQUIRED.  
FITTED ON SADDLE AS ABOVE.



SADDLE RAM MOUNT.



**ROBOCROP HEAVY DUTY SIDESHIFT WING ASSEMBLY**  
**500mm & 300mm STROKE SET UP**

<b>ITEM No.</b>	<b>DESCRIPTION</b>	<b>PART No.</b>	<b>QUANTITY</b>
<b>1</b>	<b>HYDRAULIC RAM</b>	<b>8236.00</b>	<b>2</b>
<b>2</b>	<b>POTENTIOMETER RAM</b> <b>( ITEMS FOR 500mm STROKE )</b>	<b>8227.00</b>	<b>2</b>
<b>3</b>	<b>HYDRAULIC RAM</b>	<b>8235.00</b>	<b>2</b>
<b>4</b>	<b>POTENTIOMETER RAM</b> <b>( ITEMS FOR 300mm STROKE )</b>	<b>7732.00</b>	<b>2</b>

**ALL OTHER ITEMS APPLCABLE TO THE HEAVY DUTY SIDE SHIFT WING ARE ON  
PAGES 13 & 14 ( PREVIOUS ).**

# **ADJUSTABLE WHEEL UNIT PARTS SECTION**

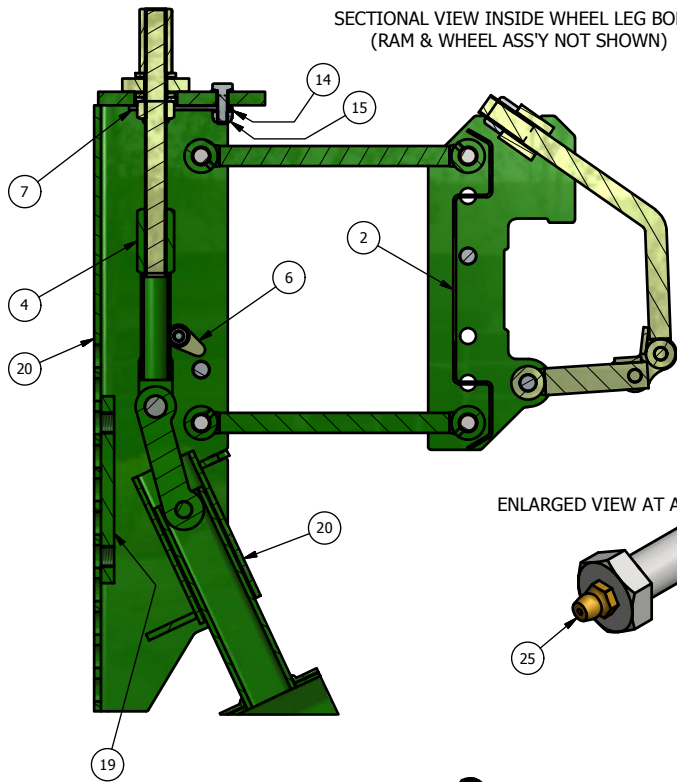
## **CONTENTS**

	<b>PAGE</b>
<b>ROBOCROP ADJUSTABLE PARALLEL WHEEL UNIT ASSEMBLY</b>	<b>1-2</b>
<b>ROBOCROP ADJUSTABLE WHEEL LEGS 50MM &amp; 100MM</b>	<b>3-4</b>
<b>ROBOCROP DROP BRACKET ASSEMBLY</b>	<b>5-6</b>
<b>ROBOCROP BEDSYSTEM PARALLEL LINK WHEEL</b>	<b>7-8</b>
<b>ROBOCROP WHEEL ASSEMBLY FRAME CLAMPS</b>	<b>9-10</b>
<b>ROBOCROP DISK STEER UNIT – EXPLODED DRAWINGS</b>	<b>11-12</b>
<b>ROBOCROP DISK STEER ASSEMBLY</b>	<b>13-14</b>
<b>ROBOCROP DISK STEER WHEEL ASSEMBLY</b>	<b>15-16</b>
<b>ROBOCROP DISK STEER MECHANISM</b>	<b>17-18</b>
<b>ROBOCROP DISK STEER FRAME MOUNT BRACKET</b>	<b>19-20</b>
<b>ROBOCROP HEAVY DUTY ADJUSTABLE WHEEL LEG</b>	<b>21-22</b>
<b>ROBOCROP HEAVY DUTY ADJUSTABLE WHEEL LEG WITH RETRACTING RAM</b>	<b>23-24</b>
<b>ROBOCROP ADJUSTABLE HEAVY DUTY WHEEL LEG 150MM FOR PARALLEL WHEEL UNITS</b>	<b>25-26</b>

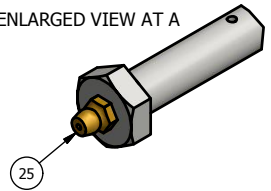
**<CLICK> TO RETURN TO MAIN SUB SECTION CONTENTS PAGE**



SECTIONAL VIEW INSIDE WHEEL LEG BODY.  
(RAM & WHEEL ASS'Y NOT SHOWN)

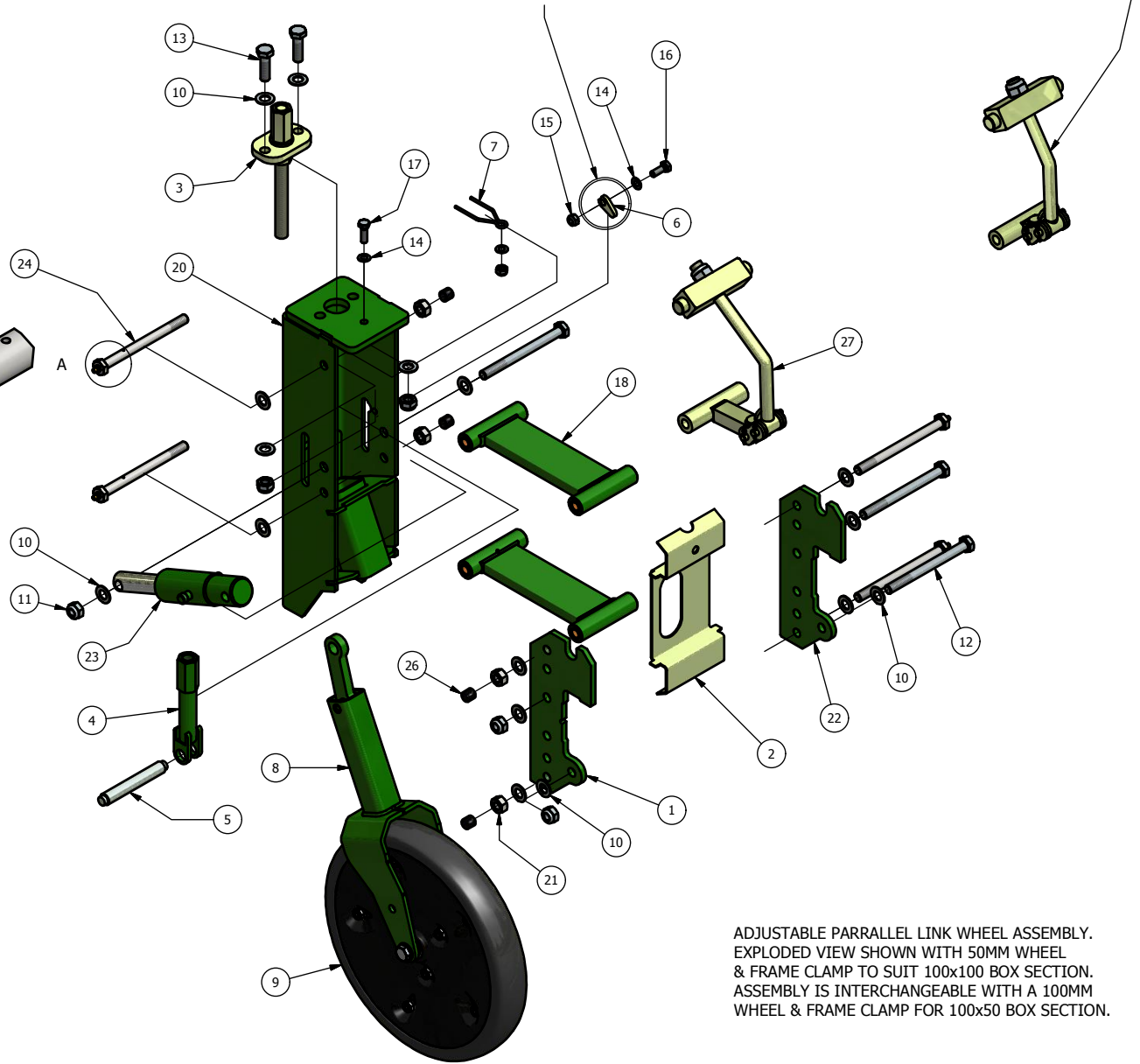


ENLARGED VIEW AT A



ITEM SHOWN FOR REFERENCE ONLY.  
FOR UNITS THAT ARE PLANNED FOR QUICK RELEASE  
PURPOSES THE PIN CATCH IS SUPPLIED.  
FOR UNITS THAT ARE NOT PLANNED FOR QUICK RELEASE  
PURPOSES THE PIN CATCH WILL NOT BE SUPPLIED.

FRAME CLAMP FOR  
100x50 BOX SECTION.



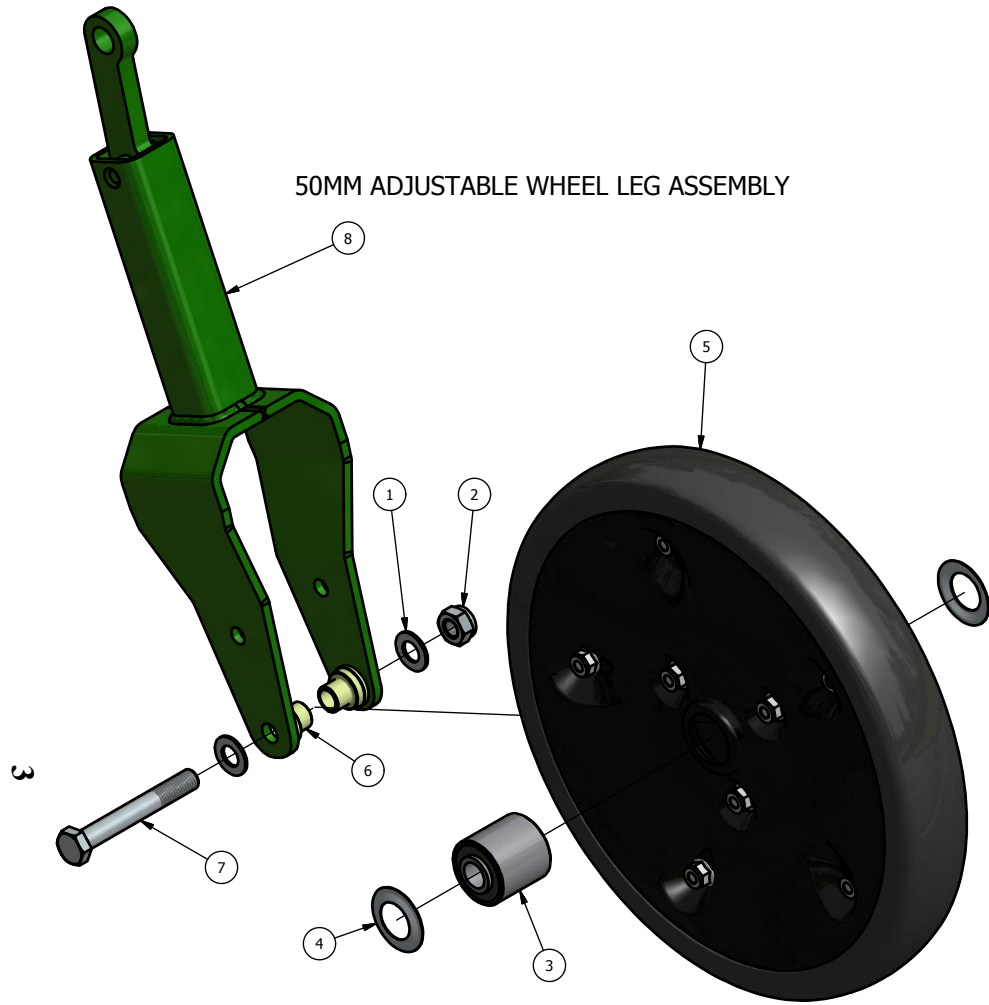
ADJUSTABLE PARRALLEL LINK WHEEL ASSEMBLY.  
EXPLODED VIEW SHOWN WITH 50MM WHEEL  
& FRAME CLAMP TO SUIT 100x100 BOX SECTION.  
ASSEMBLY IS INTERCHANGEABLE WITH A 100MM  
WHEEL & FRAME CLAMP FOR 100x50 BOX SECTION.



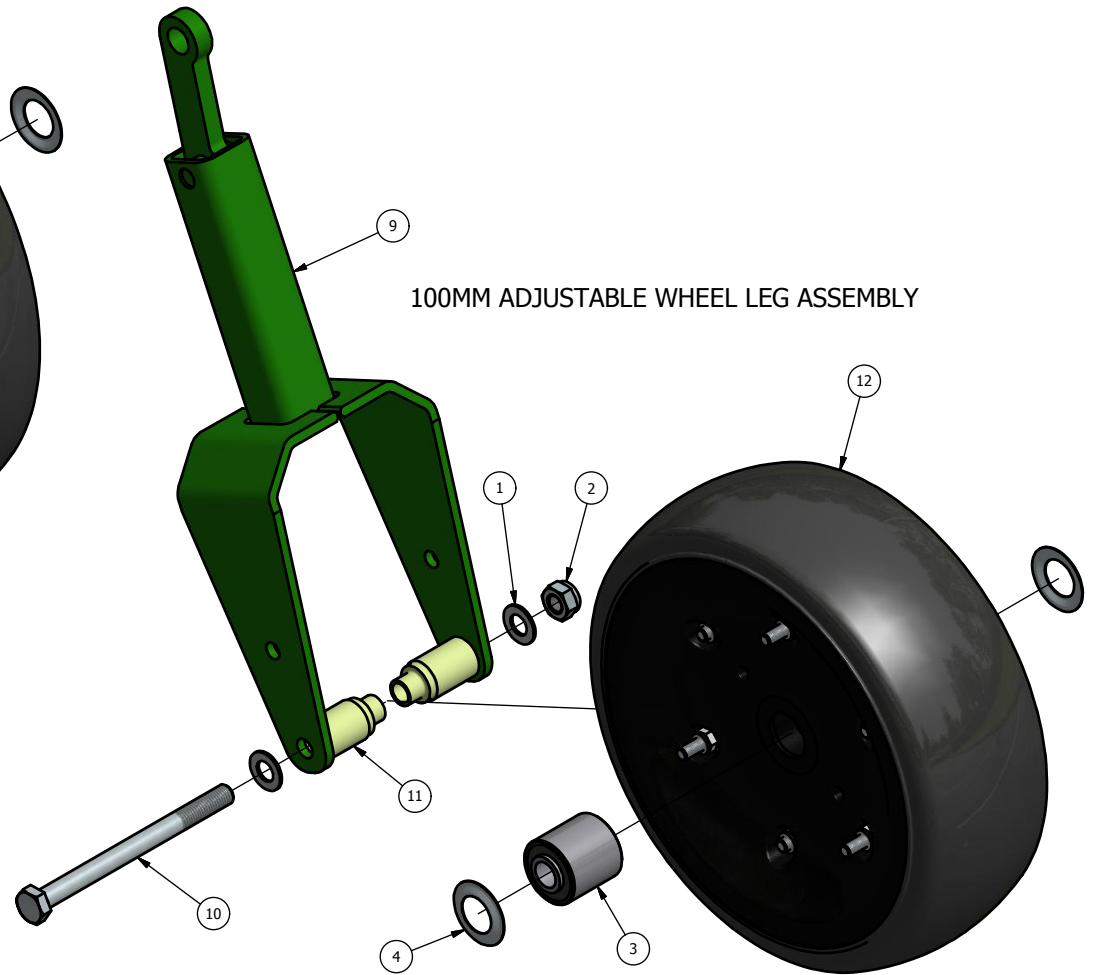
**ROBOCROP ADJUSTABLE PARALLEL LINK WHEEL ASSEMBLY**

<b>ITEM No.</b>	<b>DESCRIPTION</b>	<b>PART No.</b>	<b>QUANTITY</b>
1	PARALLEL LINK MOUNT	7535.00	1
2	SPACER	7772.00	1
3	DEPTH ADJUSTER	9023.00	1
4	DEPTH ADJUSTER HOUSING	9024.00	1
5	PIN	9025.00	1
6	PIN CATCH	9030.00	1
7	RETAINER	9029.00	1
8	50MM WHEEL LEG	9732.00	1
9	50MM WHEEL	9708.00	1
10	M12 THIN WASHER BZP	7877	16
11	M12 NYLOC NUT BZP	1017	5
12	M12x140 BOLT BZP	6394	3
13	M12x40 BOLT BZP	1159	2
14	M8 THIN WASHER BZP		3
15	M8 NYLOC NUT BZP	1042	2
16	M8x22 SET SCREW BZP		1
17	M8x25 SET SCREW BZP		1
18	PARALLEL LINK WITH BUSHES	7770.00	2
19	BACK PLATE	9028.02	1
20	WHEEL LEG HOUSING	9022.05	1
21	M12 HEX. NUT BZP	1019	4
22	PARALLEL LINK MOUNT	7591.00	1
23	HYDRAULIC RAM	7330.00	1
24	M12 GREASE BOLT	10558.00	4
25	GREASE NIPPLE 1/4" UNF		4
26	PLASTIC CAP		4
27	FRAME CLAMPS ( SEE PAGES 9-10 – THIS SECTION )		1

50MM ADJUSTABLE WHEEL LEG ASSEMBLY

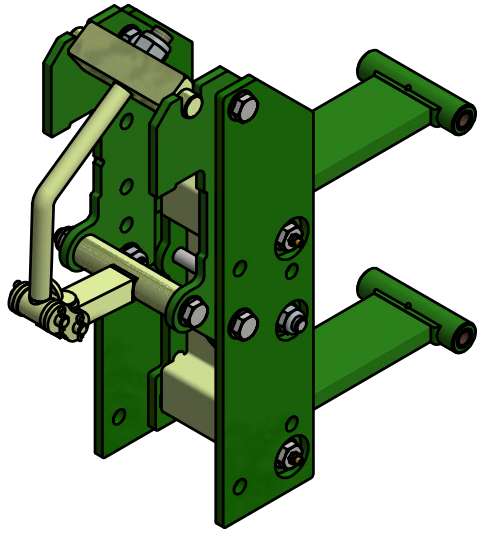


100MM ADJUSTABLE WHEEL LEG ASSEMBLY



**ROBOCROP ADJUSTABLE WHEEL LEGS 50MM & 100MM**

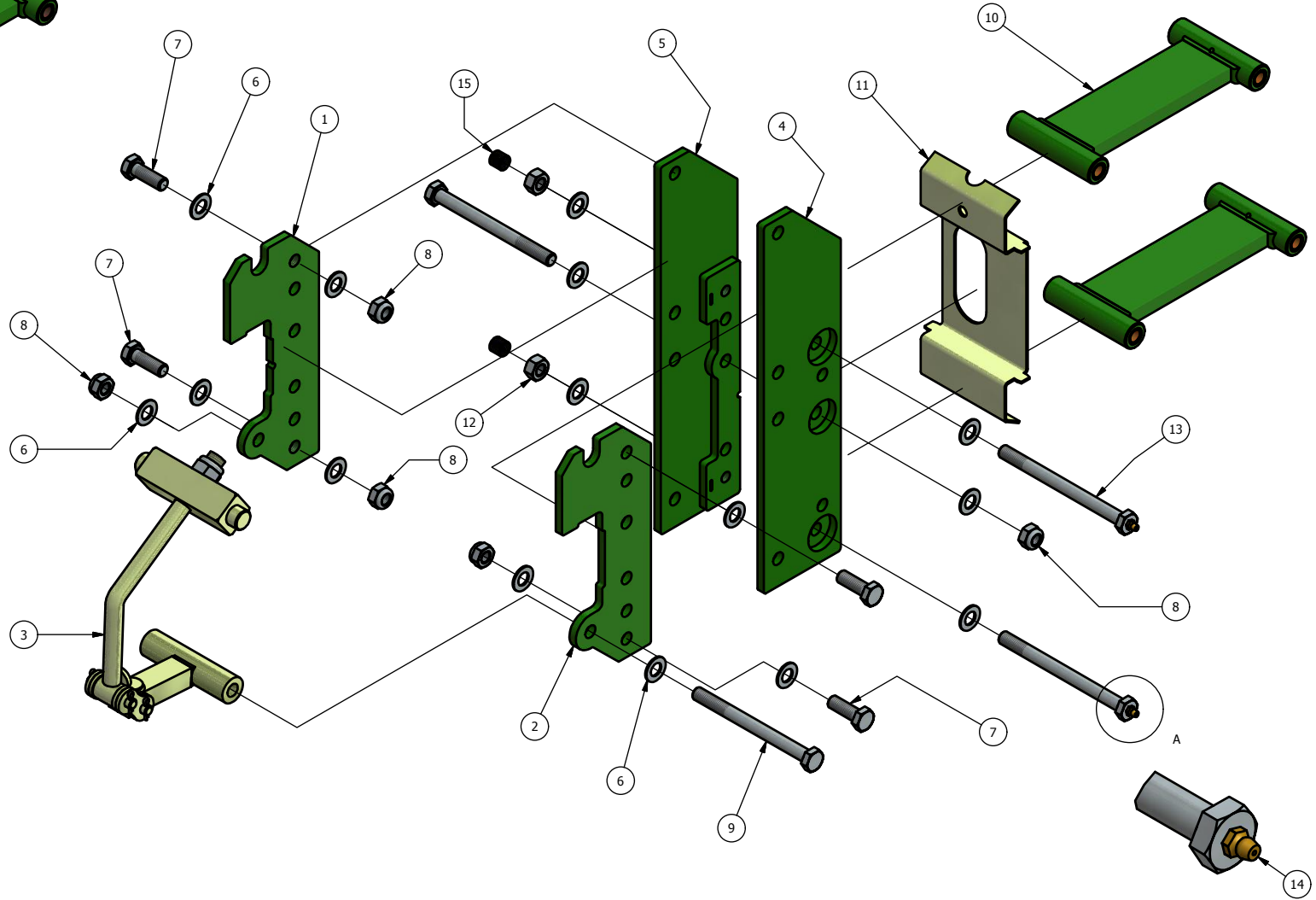
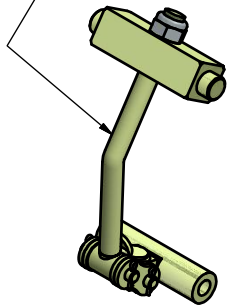
<b>ITEM No.</b>	<b>DESCRIPTION</b>	<b>PART No.</b>	<b>QUANTITY</b>
1	M12 THIN WASHER BZP	7877	2
2	M12 NYLOC NUT	1017	1
3	WHEEL BEARING	9511.00	1
4	BEARING SHIELDS	9733.00	2
5	50MM WHEEL	9708.00	1
6	WHEEL SPACER	9733.00	2
7	M12x90 BOLT BZP	1178.00	1
8	50MM WHEEL LEG ASS'Y	9732.00	1
9	100MM WHEEL LEG ASS'Y	9734.00	1
10	M12x150 BOLT BZP	6395	1
11	WHEEL SPACER	9749.00	2
12	100MM WHEEL	9731.00	1



7594.00 & 7595.00 ARE THE PRIMARY PARTS THAT MAKE UP THE ADJUSTABLE DROP BRACKET ASSEMBLY. ALL OTHER PARTS ARE AVAILABLE IN OTHER WHEEL ASSEMBLIES.

FRAME CLAMP AVAILABLE FOR 100x50 FRAME BOX SECTION.

5

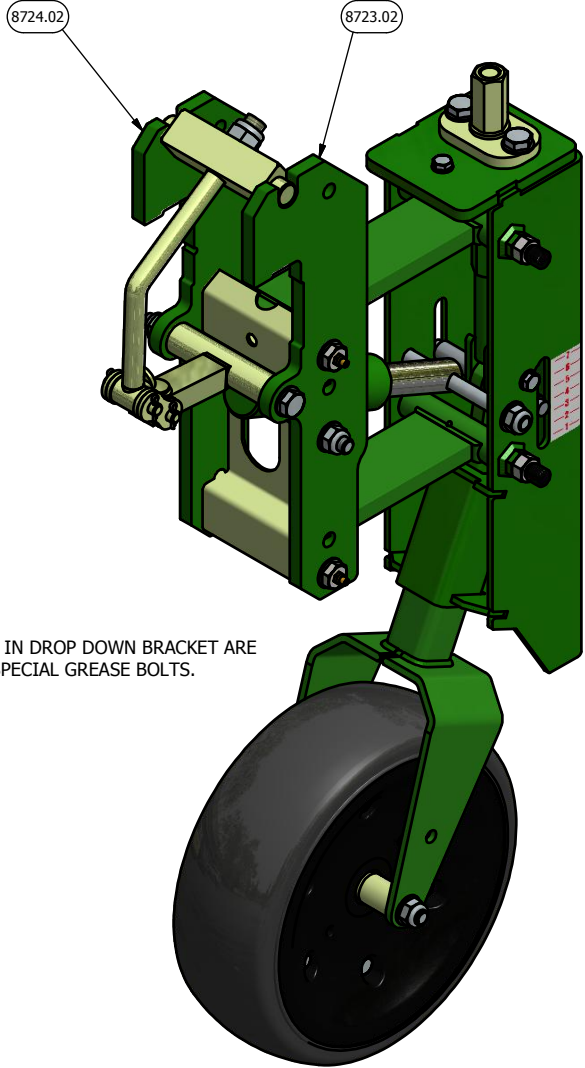


ENLARGED VIEW AT A

## ROBOCROP DROP BRACKET ASSEMBLY


<b>ITEM No.</b>	<b>DESCRIPTION</b>	<b>PART No.</b>	<b>QUANTITY</b>
1	PARALLEL LINK MOUNT	7535.00	1
2	PARALLEL LINK MOUNT	7591.00	1
3	FRAME CLAMP ( SEE PAGES 9-10 – THIS SECTION )		1
4	PARALLEL DROP BRACKET	7594.00	1
5	PARALLEL DROP BRACKET	7595.00	1
6	M12 THIN WASHER BZP	7877	16
7	M12x35 BOLT BZP	1014	4
8	M12 NYLOC NUT BZP	1017	6
9	M12x140 BOLT BZP	6394	2
10	PARALLEL LINK WITH BUSHES	7770.00	2
11	SPACER	7772.00	1
12	M12 HEX. NUT BZP	1019	2
13	M12 GREASE BOLT	10558.00	2
14	GREASE NIPPLE ¼" UNF		2
15	PLASTIC CAP		2

7

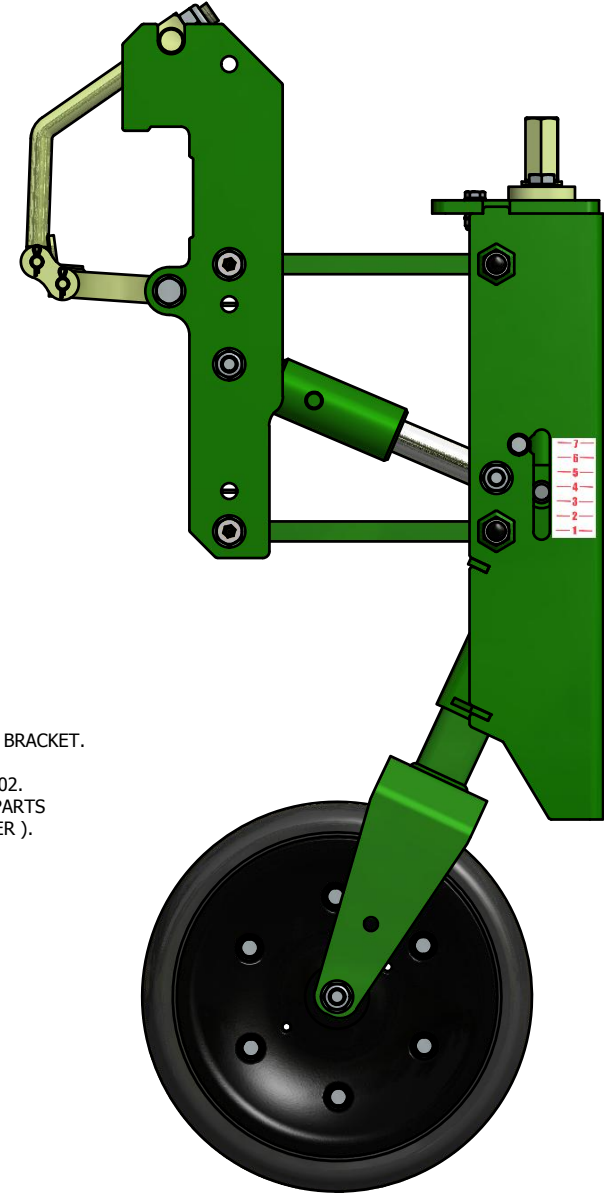


4 BOLTS IN DROP DOWN BRACKET ARE SPECIAL GREASE BOLTS.

MID DROP.

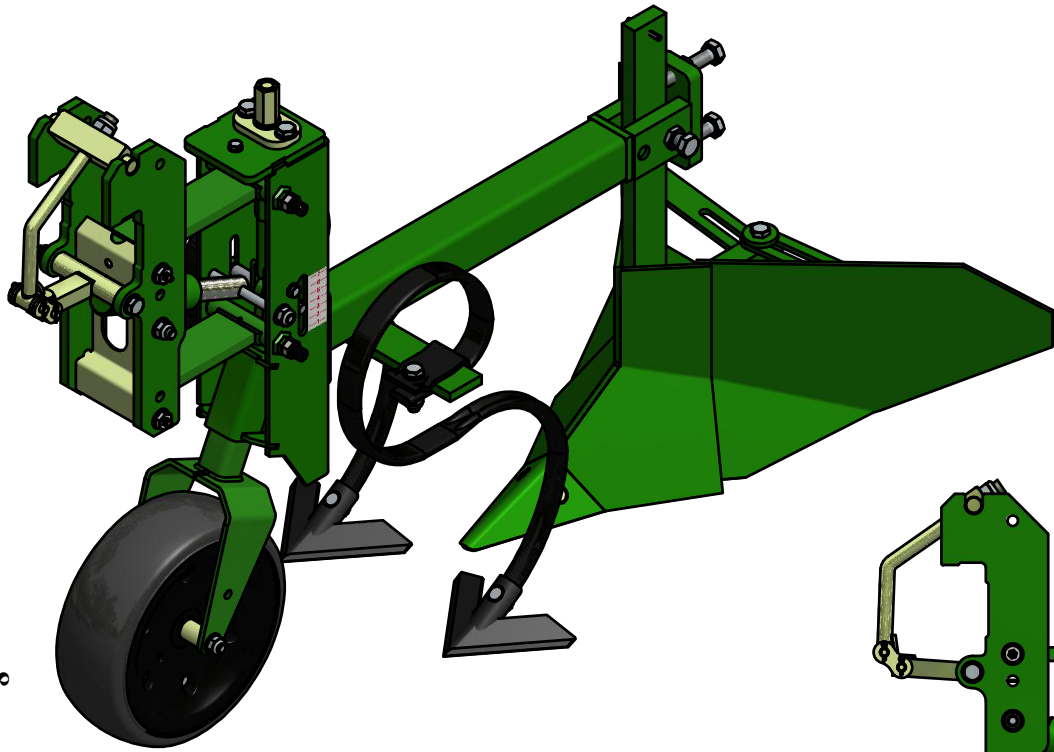


FULL DROP.

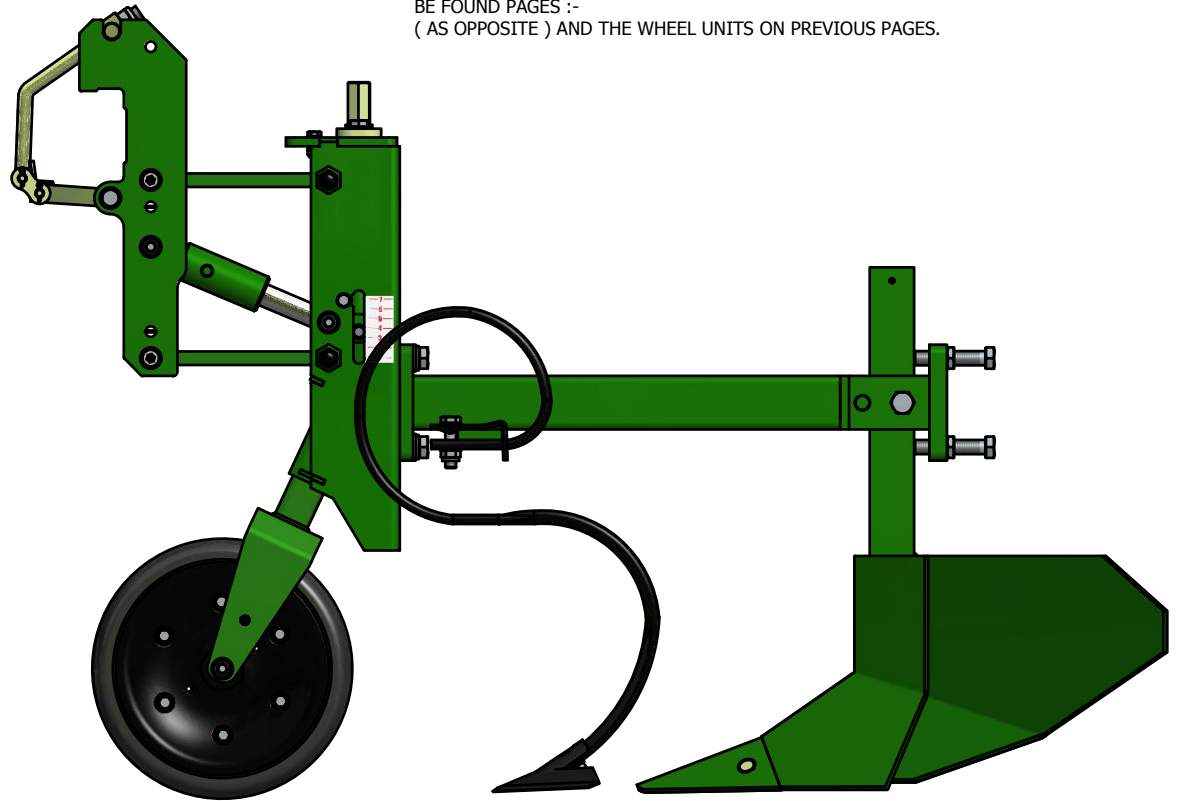


THE BED SYSTEM PARRALLEL LINK WHEEL ASSEMBLY IS IDENTICAL IN PARTS AS TO THAT OF THE 100MM PARRALLEL LINK WHEEL. THE DIFFERENCES ARE AS SHOWN IN THE DROP DOWN BRACKET.

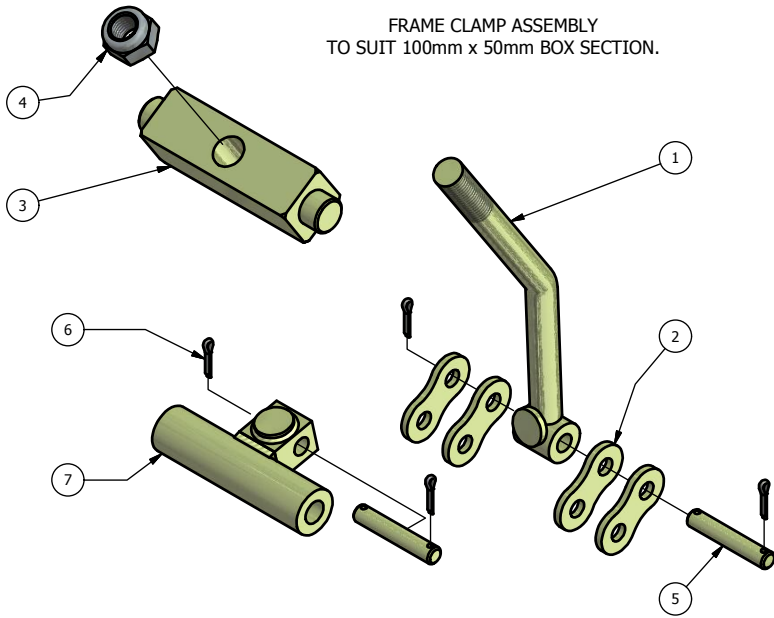
7535.00, 7591.00 ARE REPLACED WITH 8723.02 & 8724.02. THERE IS ALSO A MID RANGE DROP AVAILABLE USING PARTS 8516.00 & 8517.00 ( REFUR TO MACHINE SERIAL NUMBER ).




THE RIDGING UNITS ARE COMMONLY FITTED TO BED SYSTEM PARRALLEL LINK WHEEL ASSEMBLY'S DETAILS OF THIS WHEEL ASSEMBLY CAN BE FOUND PAGES :- ( AS OPPOSITE ) AND THE WHEEL UNITS ON PREVIOUS PAGES.



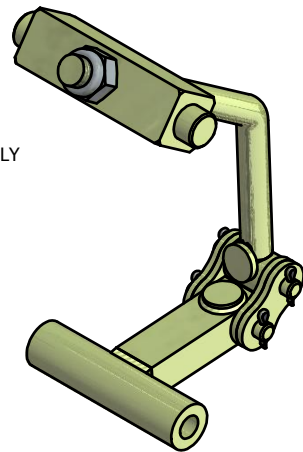
FRAME CLAMP ASSEMBLY  
TO SUIT 100mm x 50mm BOX SECTION.



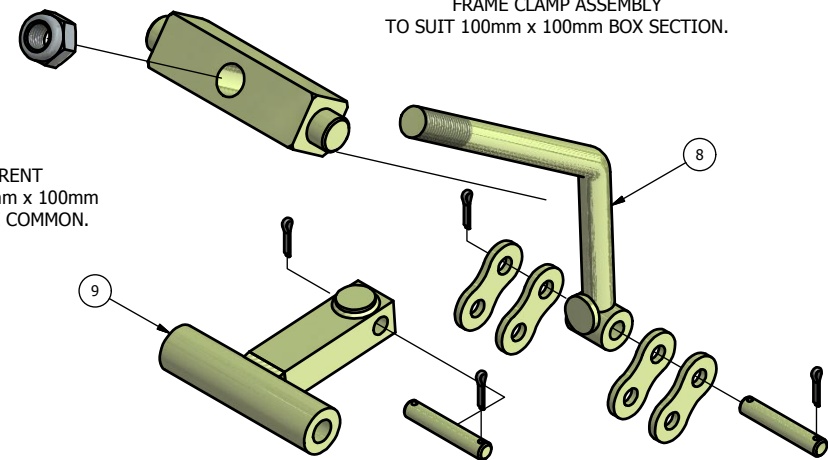
FRAME CLAMP ASSEMBLY  
ASSEMBLED VIEW.



FRAME CLAMP ASSEMBLY  
ASSEMBLED VIEW.



FRAME CLAMP ASSEMBLY  
TO SUIT 100mm x 100mm BOX SECTION.



ITEMS 8 & 9 ARE THE DIFFERENT  
PARTS REQUIRED FOR 100mm x 100mm  
BOX. ALL OTHER PARTS ARE COMMON.

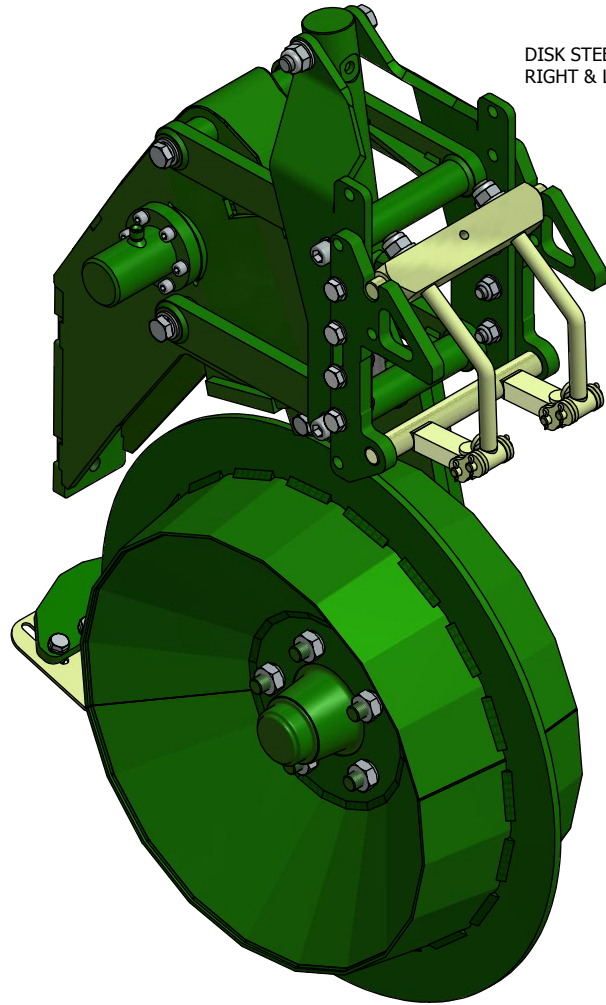


**ROBOCROP WHEEL ASSEMBLY FRAME CLAMPS**

<b>ITEM No.</b>	<b>DESCRIPTION</b>	<b>PART No.</b>	<b>QUANTITY</b>
1	CLAMP BOLT (100x50 BOX)	7538.00	1
2	CHAIN LINK PLATE	7725.00	4
3	BOLT SWIVEL	7540.00	1
4	M16 NYLOC NUT BZP	1030	1
5	LINK PIN	7726.00	2
6	LINK SPLIT PIN	7727.00	4
7	CLAMP LINK (100x50 BOX)	7539.00	1
8	CLAMP BOLT (100x100 BOX)	7536.00	1
9	CLAMP LINK (100x100 BOX)	7537.00	1

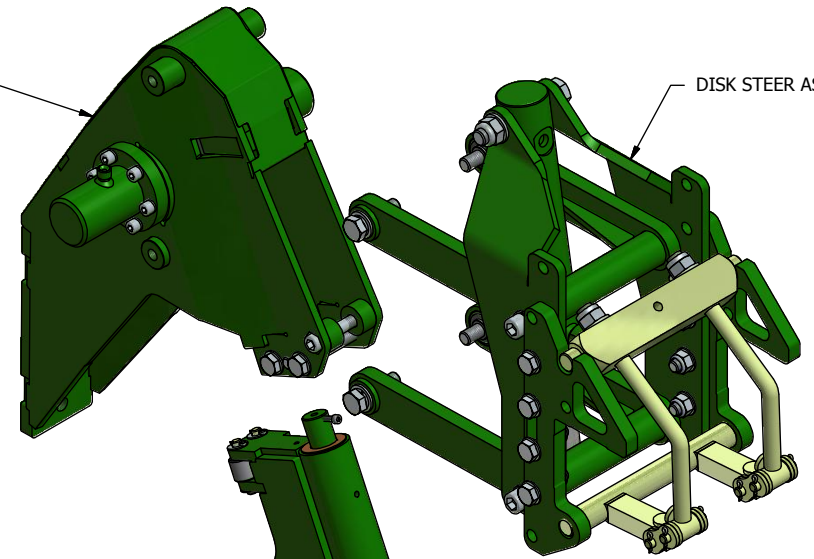
INROW DISK STEER UNIT :-  
THE 3 MAIN SUB-ASSEMBLIES ARE  
SHOWN PARTIALLY EXPLODED FOR  
IDENTIFICATION PURPOSES.

DISK STEER UNITS AVAILABLE IN  
RIGHT & LEFT HAND VERSIONS.

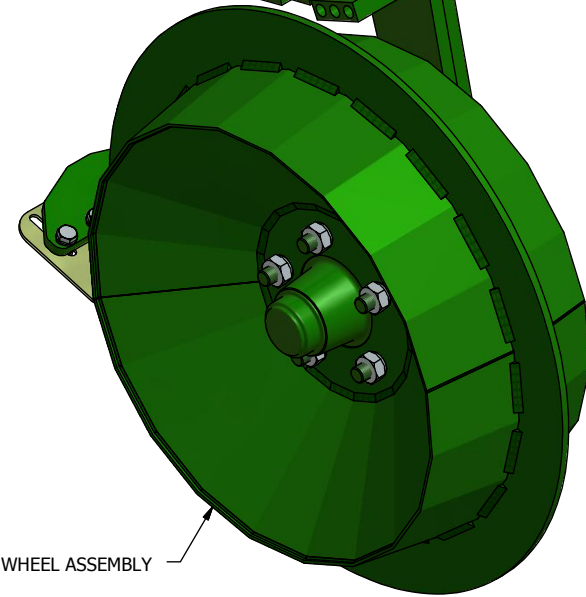


DISK STEER MECHANISM

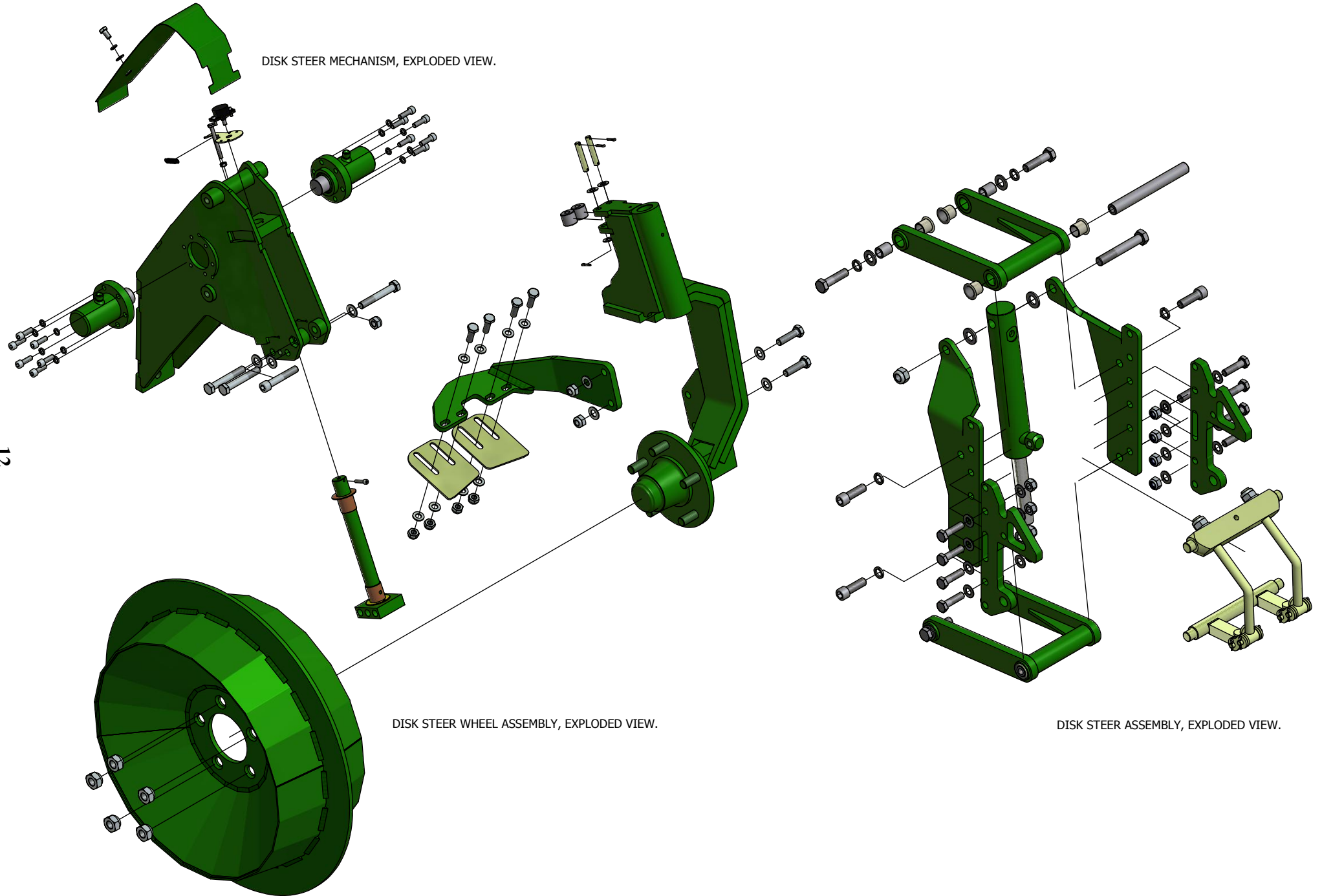
DISK STEER ASSEMBLY



DISK STEER WHEEL ASSEMBLY

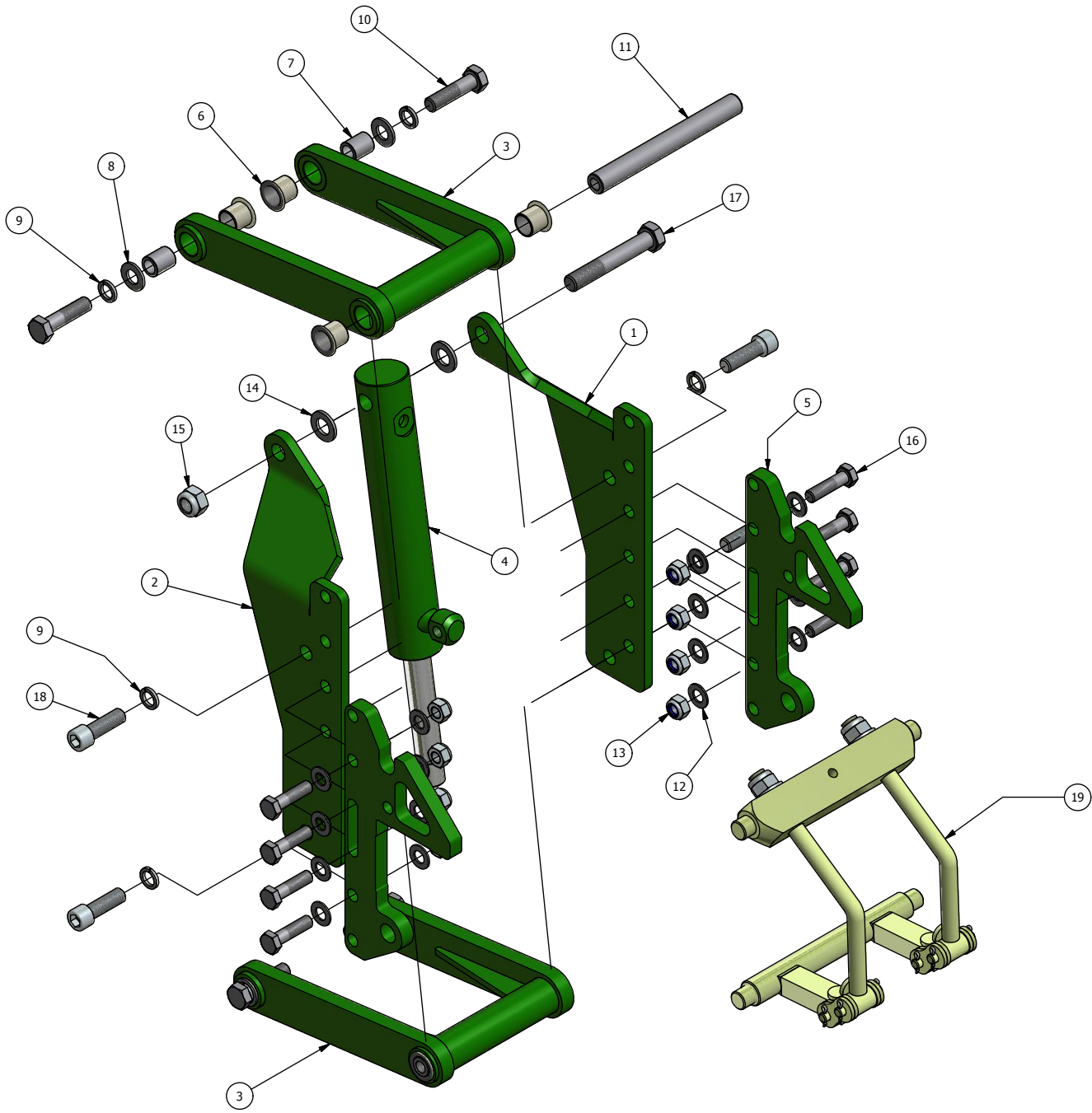


DISK STEER MECHANISM, EXPLODED VIEW.



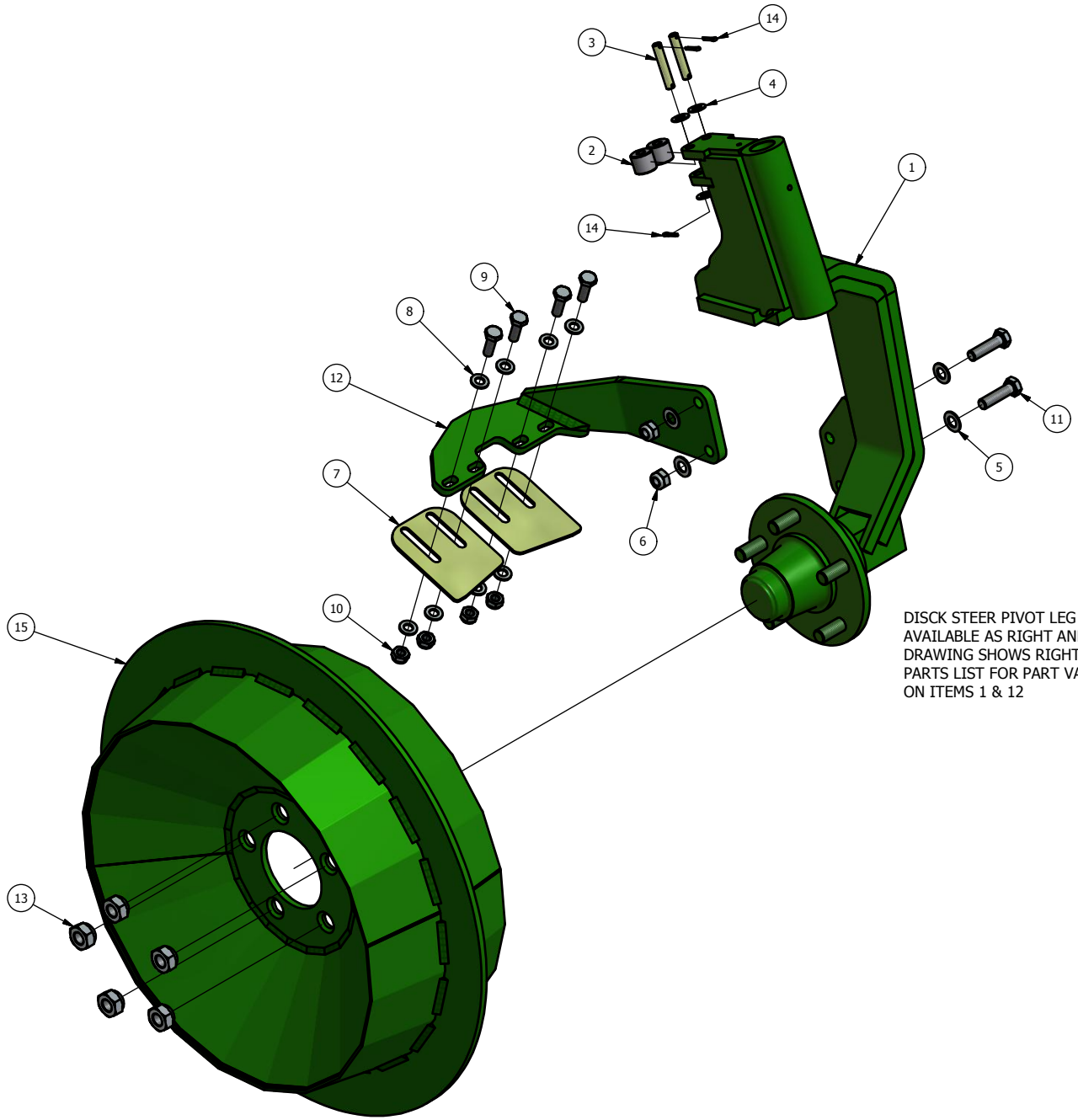
DISK STEER WHEEL ASSEMBLY, EXPLODED VIEW.

DISK STEER ASSEMBLY, EXPLODED VIEW.



**ROBOCROP DISK STEER ASSEMBLY**

<b>ITEM No.</b>	<b>DESCRIPTION</b>	<b>PART No.</b>	<b>QUANTITY</b>
1	LH STEER BRACKET	8589.00	1
2	RH STEER BRACKET	8590.00	1
3	PARALLEL STEER LINK	8591.00	2
4	HYDRAULIC ACTUATOR	8596.00	1
5	STEER MOUNT BRACKET	10808.01	2
6	BUSH	8185.02	8
7	STEER BUSH	8598.00	4
8	M14 FLAT WASHER BZP	8994	4
9	M14 SPRING WASHER BZP	8604	8
10	M14x55 BOLT BZP	8603	4
11	STEER BUSH SHAFT	8597.00	2
12	M12 THIN WASHER BZP	7877	16
13	M12 NYLOC NUT BZP	1017	8
14	M16 FLAT WASHER BZP	7878	2
15	M16 NYLOC NUT BZP	1030	1
16	M12x45 BOLT BZP	1016	8
17	M16x100 BOLT BZP	5667	1
18	SOCKET CAP SCREW M14x45 BZP		4
19	FRAME MOUNT BRACKET		1

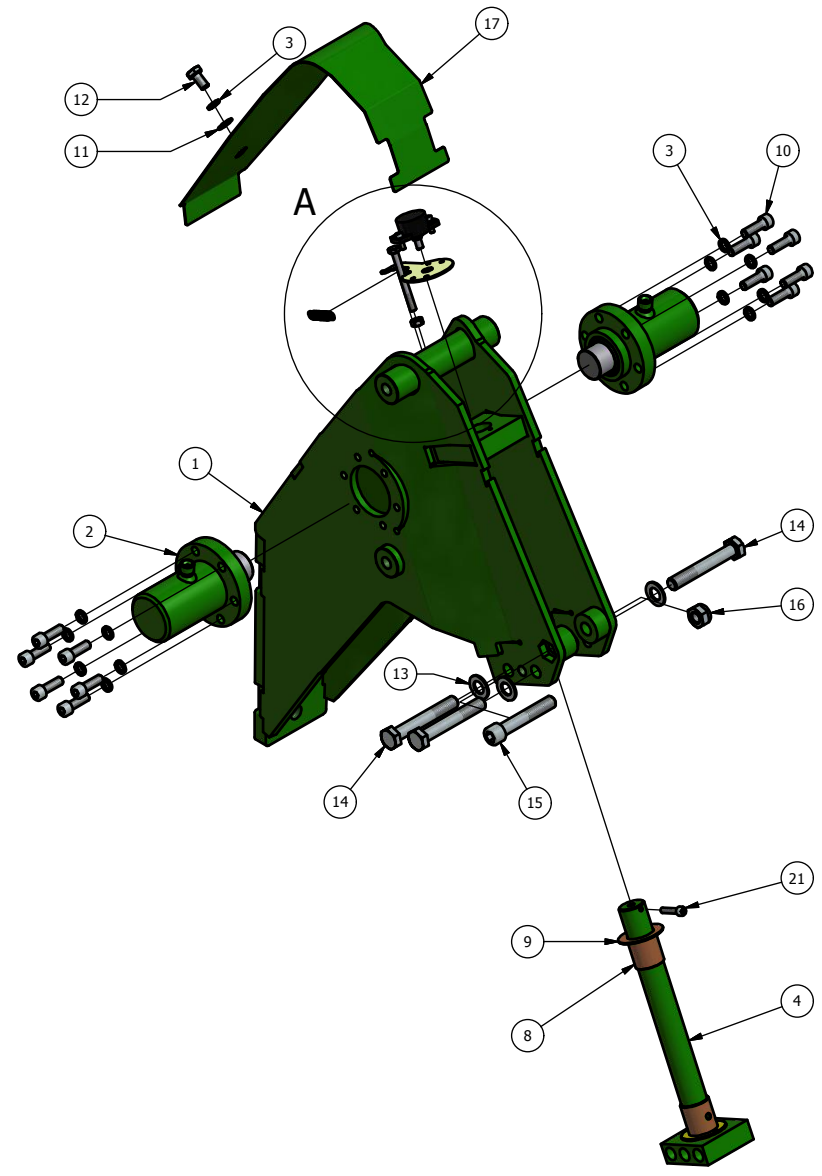
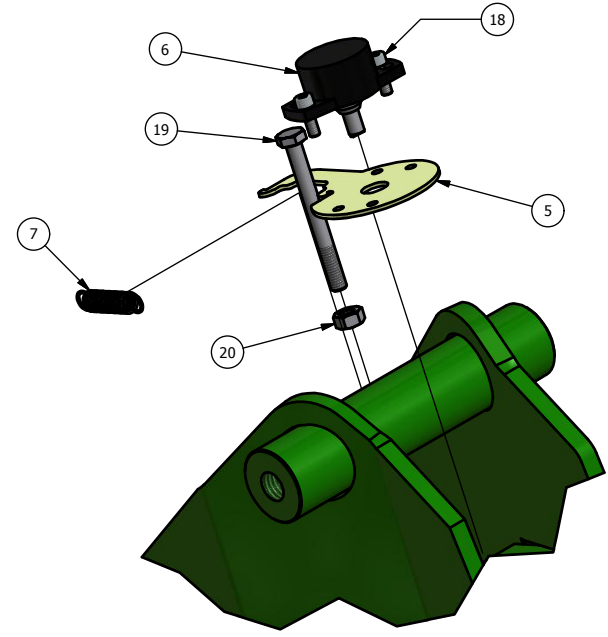


DISCK STEER PIVOT LEG ASSEMBLY  
AVAILABLE AS RIGHT AND LEFT HAND.  
DRAWING SHOWS RIGHT HAND, SEE  
PARTS LIST FOR PART VARIATIONS  
ON ITEMS 1 & 12

**ROBOCROP DISK STEER WHEEL ASSEMBLY**

<b>ITEM No.</b>	<b>DESCRIPTION</b>	<b>PART No.</b>	<b>QUANTITY</b>
1	PIVOT LEG ASSEMBLY RIGHT HAND	9417.00	1
	PIVOT LEG ASSEMBLY LEFT HAND	9416.00	1
2	RAM ROLLER	8688.00	2
3	RAM ROLLER PINS	7726.00	2
4	M10 THIN WASHER BZP	7876	4
5	M12 THIN WASHER BZP	7877	4
6	M12 NYLOC NUT BZP	1017	2
7	WHEEL SCRAPER	9377.00	2
8	M10 FLAT WASHER BZP	1186	8
9	M10x30 BOLT BZP	5668	4
10	M10 NYLOC NUT BZP	1024	4
11	M12x45 BOLT BZP	1016	2
12	SCRAPER ARM RIGHT HAND	9420.00	1
	SCRAPER ARM LEFT HAND	9421.00	1
13	M16 CAPTIVE WHEEL NUT	9422.00	5
14	SPILT PIN	7727.00	4
15	DISK STEER WHEEL	9415.00	1

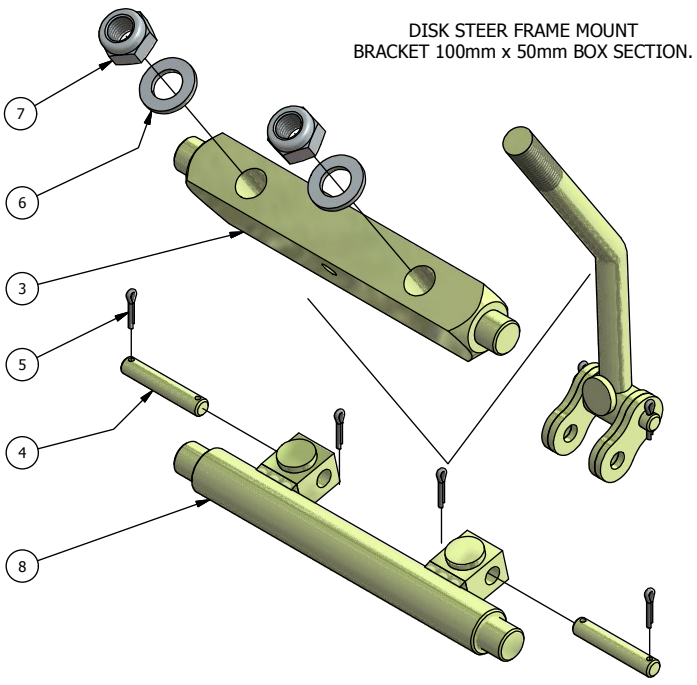
ENLARGED VIEW AT 'A'



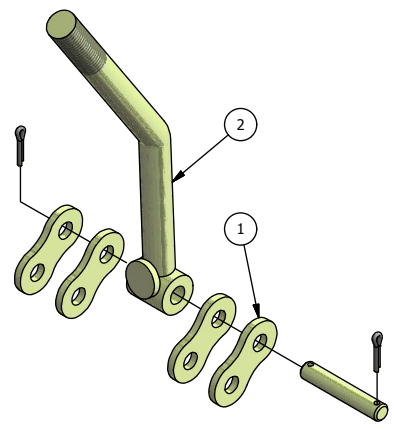


## ROBOCROP DISK STEER MECHANISM

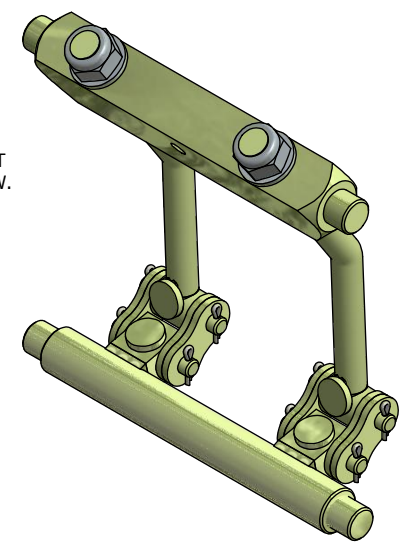
<b>ITEM No.</b>	<b>DESCRIPTION</b>	<b>PART No.</b>	<b>QUANTITY</b>
1	DISK STEER WHEEL FRAME	9722.00	1
2	HYDRAULIC STEERING RAM	8668.00	2
3	M8 SPRING WASHER BZP	1154	13
4	PIVOT PIN	8594.00	1
5	POTENTIOMETER MOUNTING PLATE	8675.00	1
6	ROTARY POTENTIOMETER	8674.00	1
7	TENSION SPRING	8676.00	1
8	BUSH	7446.00	2
9	THRUST WASER	8626.00	2
10	SOCKET CAP SCREW M8x25 BZP	6707	12
11	M8 THIN WASHER BZP	1157	1
12	M8x15 BOLT BZP	1156	1
13	M12 THIN WASHER	7877	3
14	M12x80 BOLT BZP	6371	3
15	SOCKET CAP SCREW M12x70 BZP	8827	1
16	M12 NYLOC NUT BZP	1017	1
17	STEERING GUARD	9723.01	1
18	M4x12 SOCKET CAP SCREW BZP		2
19	M6x60 BOLT BZP	8822	1
20	M6 NUT BZP	7712	1
21	SOCKET CAP SCREW M5x25 BZP	5705	1



DISK STEER FRAME MOUNT  
BRACKET 100mm x 50mm BOX SECTION.

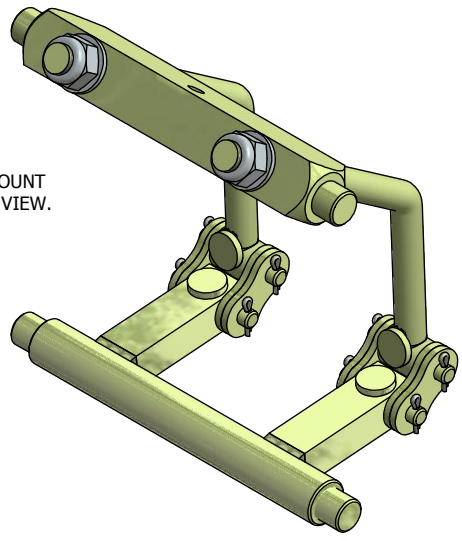


DISK STEER FRAME MOUNT  
BRACKET, ASSEMBLED VIEW.

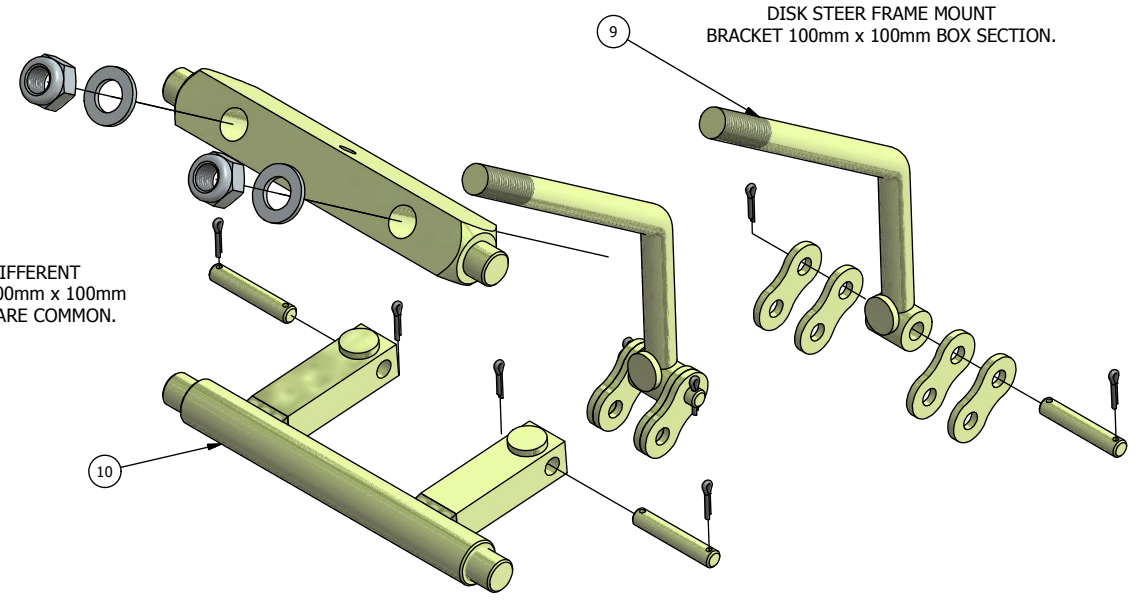


19

DISK STEER FRAME MOUNT  
BRACKET, ASSEMBLED VIEW.



ITEMS 9 & 10 ARE THE DIFFERENT  
PARTS REQUIRED FOR 100mm x 100mm  
BOX. ALL OTHER PARTS ARE COMMON.

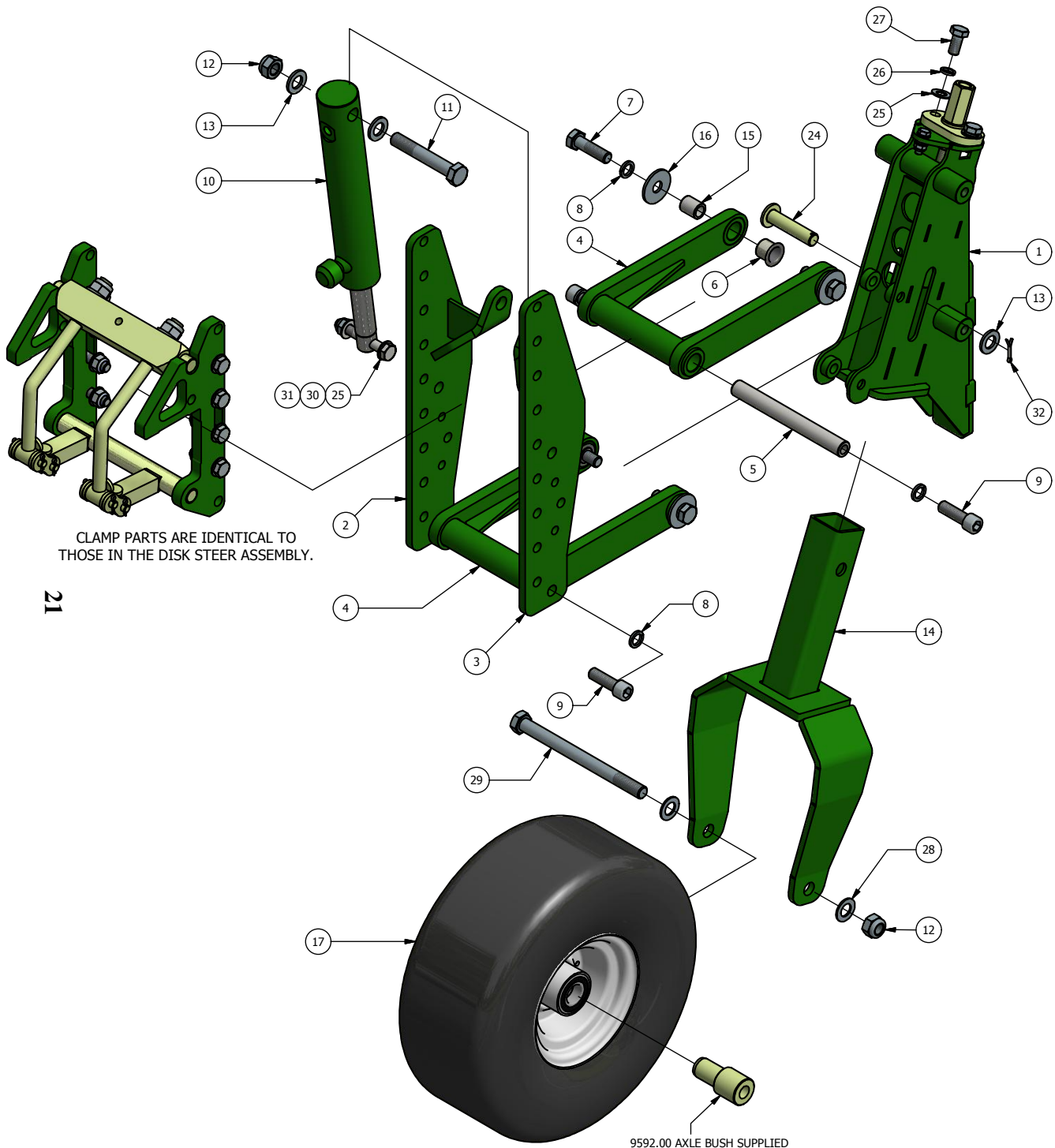


DISK STEER FRAME MOUNT  
BRACKET 100mm x 100mm BOX SECTION.

10

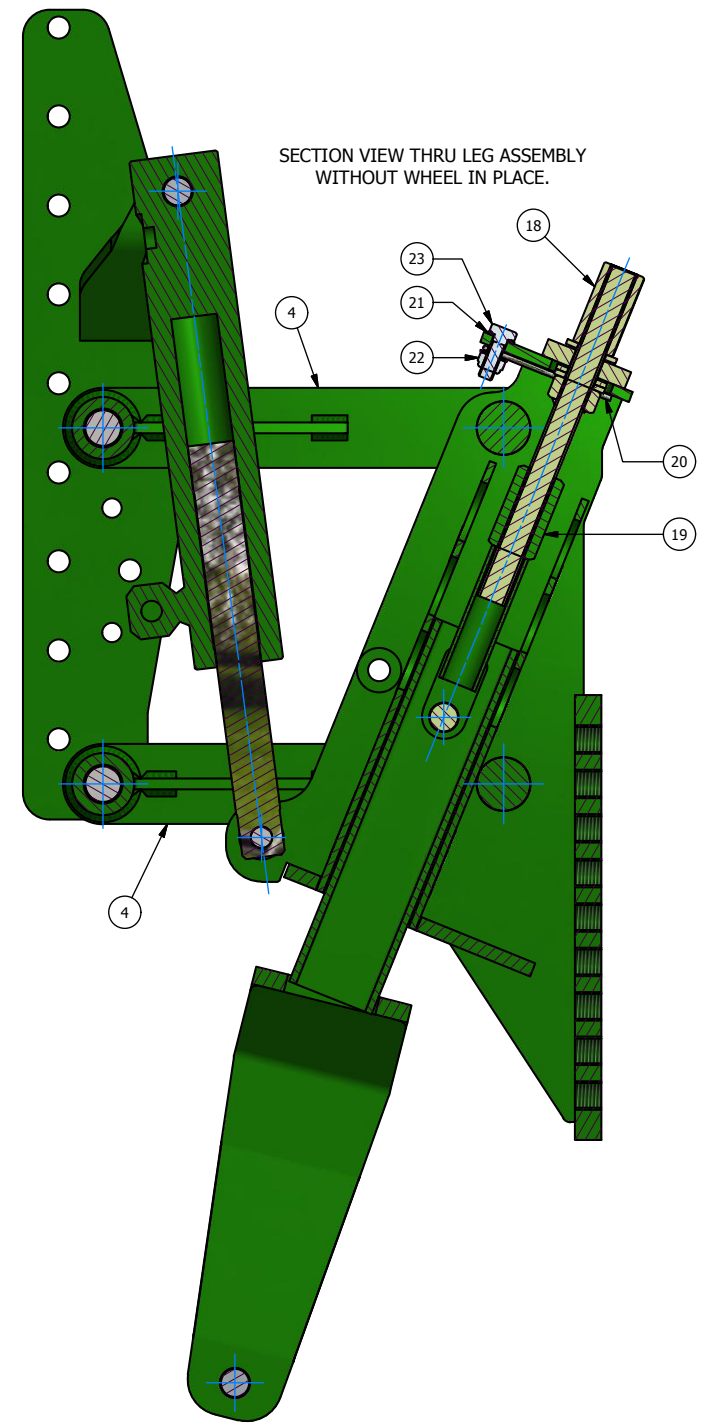
**ROBOCROP DISK STEER FRAME MOUNT BRACKET**

<b>ITEM No.</b>	<b>DESCRIPTION</b>	<b>PART No.</b>	<b>QUANTITY</b>
1	CHAIN LINK PLATE	7725.00	8
2	CLAMP BOLT (100x50 BOX )	7538.00	2
3	BOLT SWIVEL	10834.00	1
4	LINK PIN	7726.00	4
5	LINK SPLIT PIN	7727.00	8
6	M16 THIN WASHER BZP	1035	2
7	M16 NYLOC NUT BZP	1030	2
8	CLAMP LINK ( 100x50 BOX )	8600.01	1
9	CLAMP BOLT (100x100 BOX )	7536.00	2
10	CLAMP LINK ( 100x100 BOX )	8601.01	1



CLAMP PARTS ARE IDENTICAL TO THOSE IN THE DISK STEER ASSEMBLY.

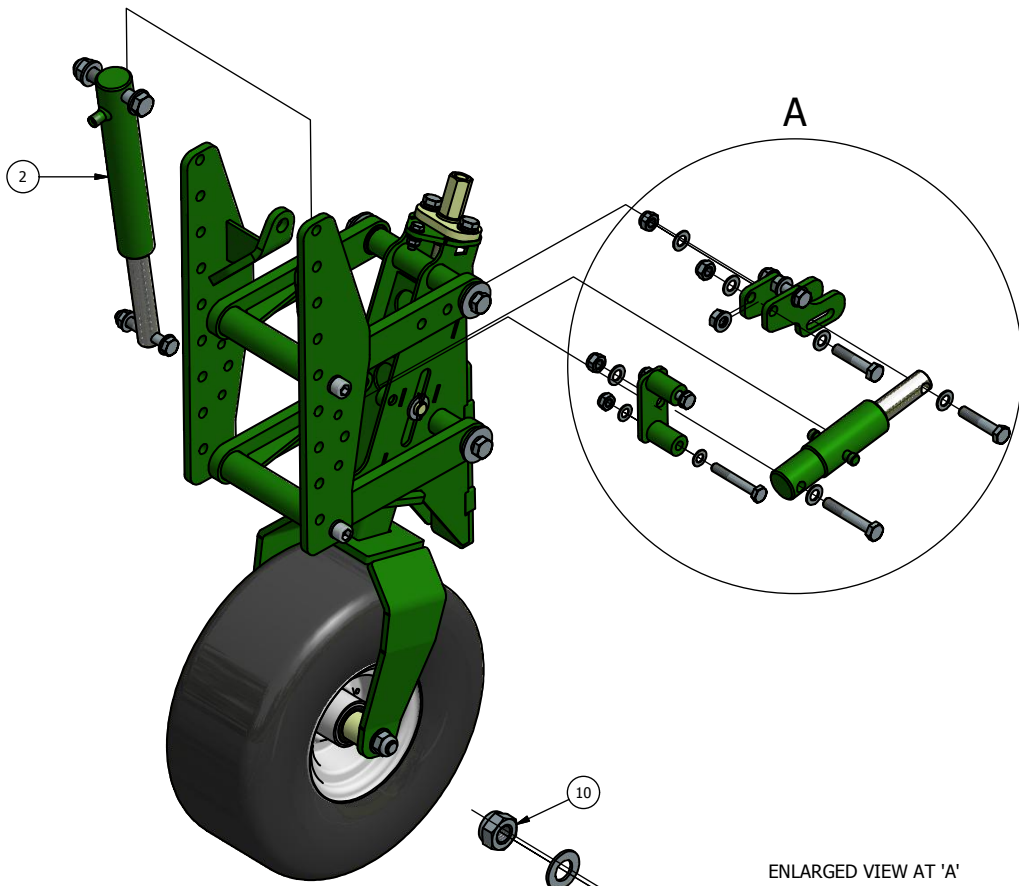
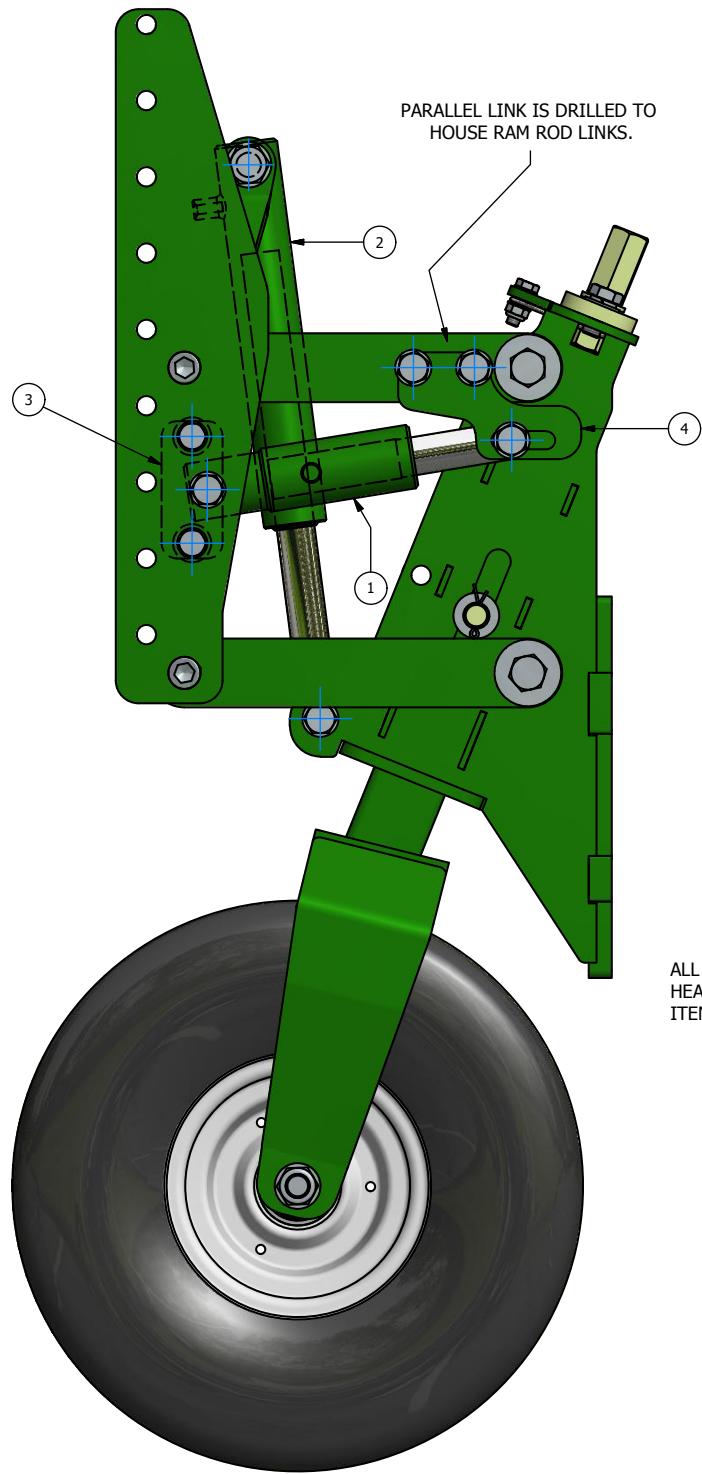
9592.00 AXLE BUSH SUPPLIED AS PART OF THE WHEEL ASSEMBLY.



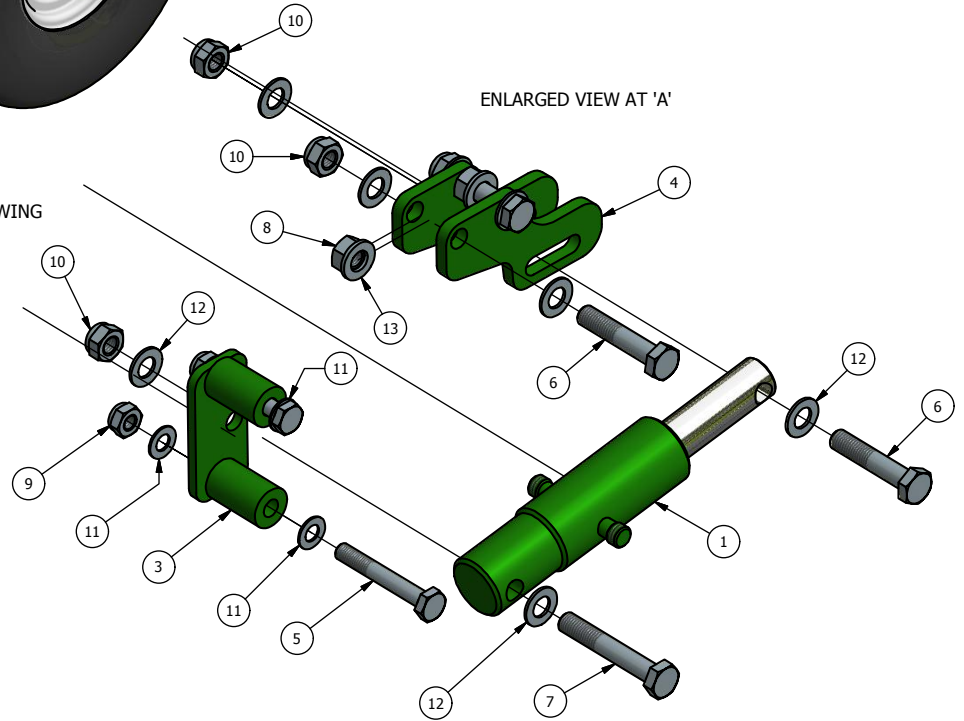
SECTION VIEW THRU LEG ASSEMBLY WITHOUT WHEEL IN PLACE.

**ROBOCROP HEAVY DUTY ADJUSTABLE WHEEL LEG**

<b>ITEM No.</b>	<b>DESCRIPTION</b>	<b>PART No.</b>	<b>QUANTITY</b>
1	HEAVY DUTY WHEEL FRAME	9570.01	1
2	L/H ADJUSTABLE MOUNTING BRACKET	9710.00	1
3	R/H ADJUSTABLE MOUNTING BRACKET	9711.00	1
4	PARALLEL STEER LINK	8591.00	2
5	STEER BUSH SHAFT	8597.00	2
6	BUSH	8185.02	8
7	M14x55 BOLT BZP	8603	4
8	M14 SPRING WASHER BZP	8604	8
9	M14x45 SOCKET CAP SCREW BZP		4
10	HYDRAULIC RAM	8596.00	1
11	M16x100 BOLT BZP	5667	1
12	M16 NYLOC NUT BZP	1030	2
13	M1 FLAT WASHER BZP	7878	3
14	WHEEL LEG	9571.00	1
15	STEER BUSH	8598.00	4
16	M14 LARGE OD WASHER BZP		4
17	WHEEL ASSEMBLY	9591.00 – 9592.00 as	1
18	WHEEL ADJSUTER SCREW	9023.00	1
19	WHEEL ADJUSTER NUT	9024.00	1
20	ANTIROTATION SPRING	9029.00	1
21	M8 THIN WASHER BZP		2
22	M8 NYLOC NUT BZP		1
23	M8x25 BOLT BZP		1
24	PIN	9572.00	1
25	M12 THIN WASHER BZP	7877	4
26	M12 SPRING WASHER BZP		2
27	M12x25 BOLT BZP		2
28	M16 THIN WASHER BZP		2
29	M16x200 BOLT BZP		1
30	M12 NYLOC NUT BZP	1017	1
31	M12x80 BOLT BZP		1
32	SPLIT PIN		1

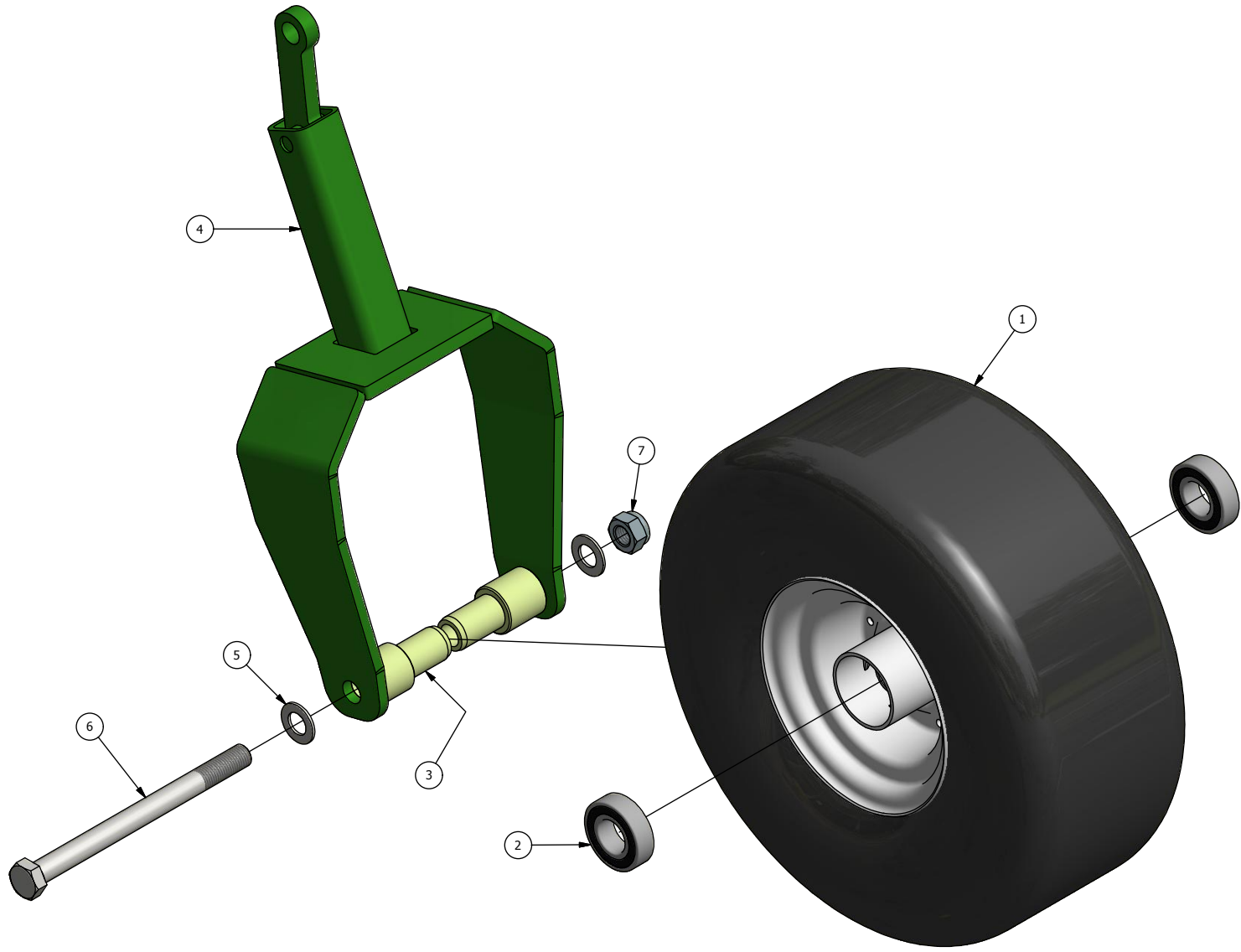


ALL PARTS ARE IDENTICAL TO THAT OF THE HEAVY DUTY WHEEL LEG, WITH THE FOLLOWING ITEMS SHOWN.



**ROBOCROP HEAVY DUTY ADJUSTABLE WHEEL LEG  
WITH RETRACTING RAM**

<b>ITEM No.</b>	<b>DESCRIPTION</b>	<b>PART No.</b>	<b>QUANTITY</b>
1	HYDRAULIC RAM	7330.00	1
2	HYDRAULIC RAM	9595.00	1
3	RAM BRACKET	9713.00	1
4	RAM – ROD LINK	9714.00	1
5	M10x70 BOLT BZP		2
6	M12x60 BOLT BZP		3
7	M12x75 BOLT BZP		1
8	M12 NUT BZP		2
9	M10 NYLOC NUT BZP		2
10	M12 NYLOC NUT BZP	1017	4
11	M10 THIN WASHER BZP		4
12	M12 THIN WASHER BZP	7877	7
13	M12 FLAT WASHER BZP		2





**ROBOCROP ADJUSTABLE HEAVY DUTY WHEEL LEG 150MM**  
**FOR PARALLEL WHEEL UNITS**

<b>ITEM No.</b>	<b>DESCRIPTION</b>	<b>PART No.</b>	<b>QUANTITY</b>
<b>1</b>	<b>150MM WHEEL</b>	<b>9591.00</b>	<b>1</b>
<b>2</b>	<b>WHEEL BEARING (6205-2RSR)</b>		<b>2</b>
<b>3</b>	<b>WHEEL SPACER</b>	<b>9592.00</b>	<b>2</b>
<b>4</b>	<b>WHEEL LEG</b>	<b>10443.00</b>	<b>1</b>
<b>5</b>	<b>M16 THIN WASHER BZP</b>		<b>2</b>
<b>6</b>	<b>M16x200 BOLT BZP</b>		<b>1</b>
<b>7</b>	<b>M16 NYLOC NUT BZP</b>		<b>1</b>

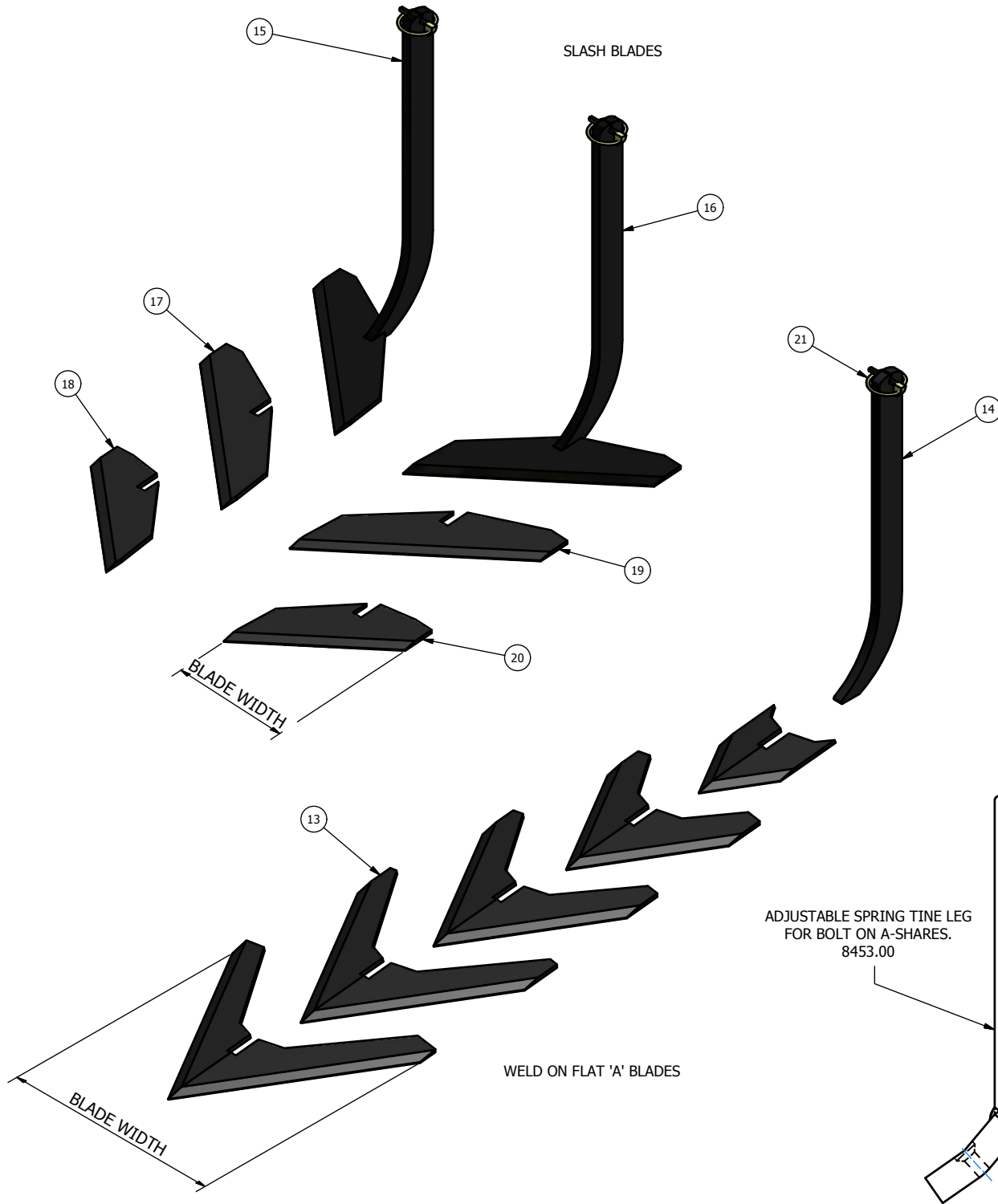
# **CULTIVATING PARTS SECTION**

## **CONTENTS**

	<b>PAGE</b>
<b>ROBOCROP SPRING TINES, 'A' BLADES, SLASH BLADES &amp; WELD ON BLADES</b>	<b>1-2</b>
<b>ROBOCROP 'L' BLADES , SWEPT 'L' BLADES, BEDSIDE BLADES &amp; A-SHARE RIDGER</b>	<b>3-4</b>
<b>ROBOCROP SPRING TINE 'A' SHARES &amp; RIDGING UNIT</b>	<b>5-6</b>
<b>ROBOCROP ADJUSTABLE SPRING TINE, FLAT 'A' &amp; SLASH BLADES</b>	<b>7-8</b>
<b>ROBOCROP SIDE DISC ASSEMBLY</b>	<b>9-10</b>
<b>ROBOCROP "L" SHARE UNITS</b>	<b>11-12</b>
<b>ROBOCROP CROP PROTECTION SHIELDS</b>	<b>13-14</b>
<b>ROBOCROP SINGLE CROP PROTECTION SHIELDS</b>	<b>15-16</b>
<b>ROBOCROP HIGH CLEARANCE FRAMES</b>	<b>17-18</b>
<b>ROBOCROP TINE WEEDER RAKE</b>	<b>19-20</b>
<b>ROBOCROP FINGER WEEDER</b>	<b>21-22</b>
<b>ROBOCROP WHEEL UNIT LEAF DEFLECTORS</b>	<b>23-24</b>
<b>ROBOCROP SIDE DISC LEAF DEFLECTORS</b>	<b>25-26</b>
<b>ROBOCROP MAIZE WINGS</b>	<b>27-28</b>
<b>ROBOCROP TINE FRAME RAISER</b>	<b>29-30</b>

**<CLICK> TO RETURN TO MAIN SUB SECTION CONTENTS PAGE**

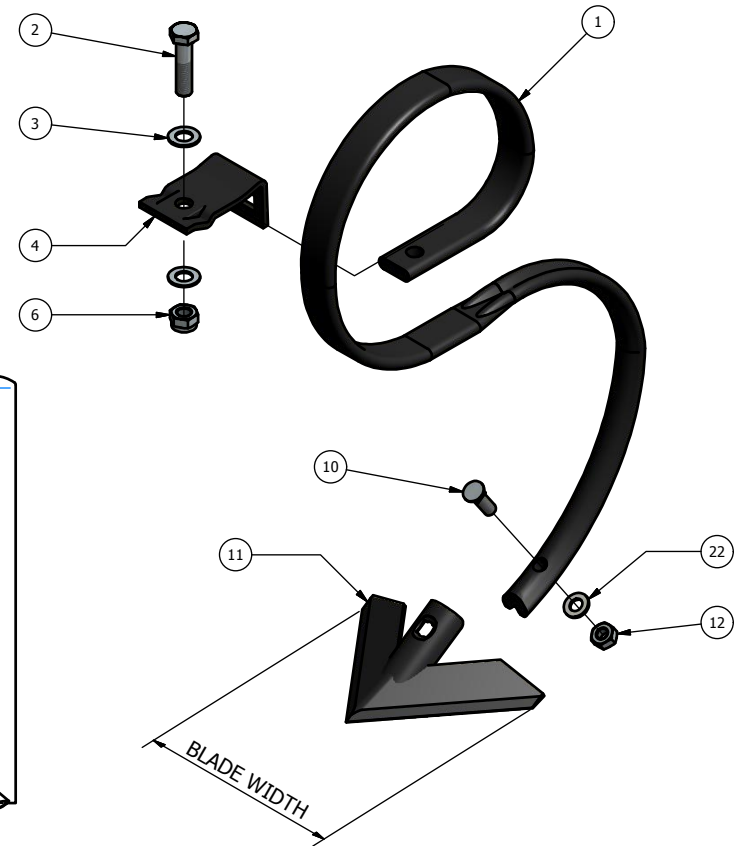
SLASH BLADES



ADJUSTABLE SPRING TINE ASSEMBLY



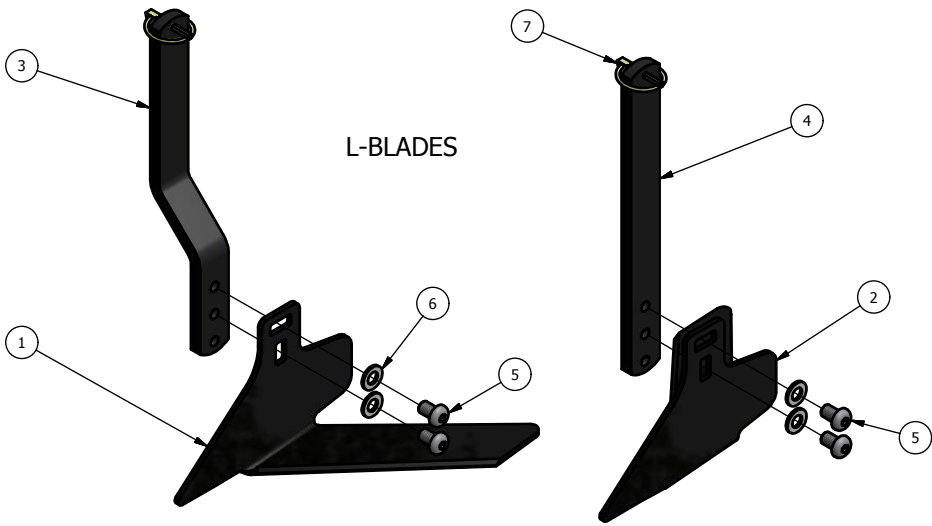
SPRING TINE & 'A' SHARE ASSEMBLY



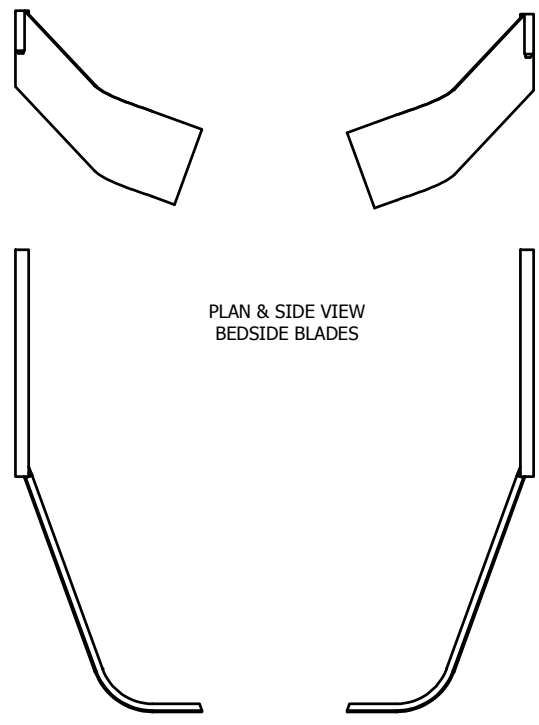
**ROBOCROP SPRING TINES, 'A' BLADES, SLASH BLADES  
& WELD ON BLADES**

**QUANTITY NOT SHOWN AS LIST IS FOR REFERENCE PURPOSES ONLY**

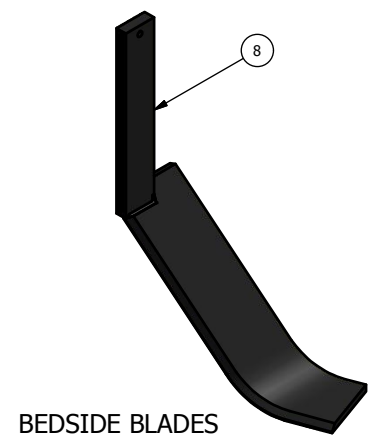
<b>ITEM No.</b>	<b>DESCRIPTION</b>	<b>PART No.</b>	<b>QUANTITY</b>
1	SPRING TINE	5989.00	
2	M12x50 FINE THREAD BOLT BZP	7709	
3	M12 THIN WASHER BZP	7877	
4	SPRING TINE CLAMP	5992.00	
5	ADJUSTABLE SPRING TINE CLAMP	7515.00	
6	M12 FINE THREAD NYLOC NUT BZP	7487	
7	ADJUSTABLE SPRING TINE	7412.00	
8	M12x40 FINE THREAD BOLT BZP	8368	
9	ADJUSTABLE SPRING TINE NUT BLOCK	8365.00	
10	M10 SHARE BOLT	7812	
11	BOLT ON 'A' SHARES		
	100MM WIDE BLADE	6094.00	
	125MM WIDE BLADE	6871.00	
	150MM WIDE BLADE	7831.00	
	180MM WIDE BLADE	5990.00	
	200MM WIDE BLADE	7814.00	
	250MM WIDE BLADE	7815.00	
12	M10 HEX. NUT BZP	1150	
13	WELD ON FLAT 'A' SHARES		
	100MM WIDE BLADE	7648.00	
	120MM WIDE BLADE	7905.00	
	160MM WIDE BLADE	7619.00	
	180MM WIDE BLADE	7768.00	
	200MM WIDE BLADE	7741.00	
	220MM WIDE BLADE	7767.00	
	250MM WIDE BLADE	7551.00	
14	BLADE LEG	7552.00	
15	COMPLETE R/H SLASH BLADE LEG 180MM	7750.00	
	COMPLETE R/H SLASH BLADE LEG 130MM	8093.00	
16	COMPLETE L/H SLASH BLADE LEG 180MM	7749.00	
	COMPLETE L/H SLASH BLADE LEG 130MM	8094.00	
17	WELD ON 180MM R/H SLASH BLADE	7745.00	
18	WELD ON 130MM R/H SLASH BLADE	8091.00	
19	WELD ON 180MM L/H SLASH BLADE	7744.00	
20	WELD ON 130MM L/H SLASH BLADE	8092.00	
21	RETAINING PIN	10557.00	
22	M10 FLAT WASHER BZP		



L-BLADES



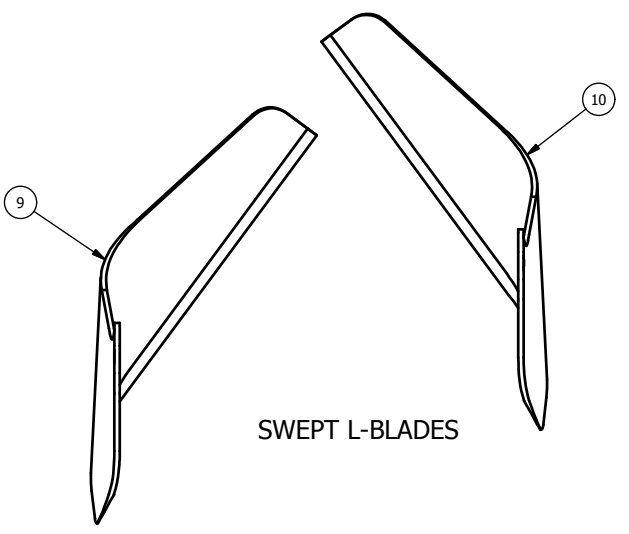
PLAN & SIDE VIEW  
BEDSIDE BLADES



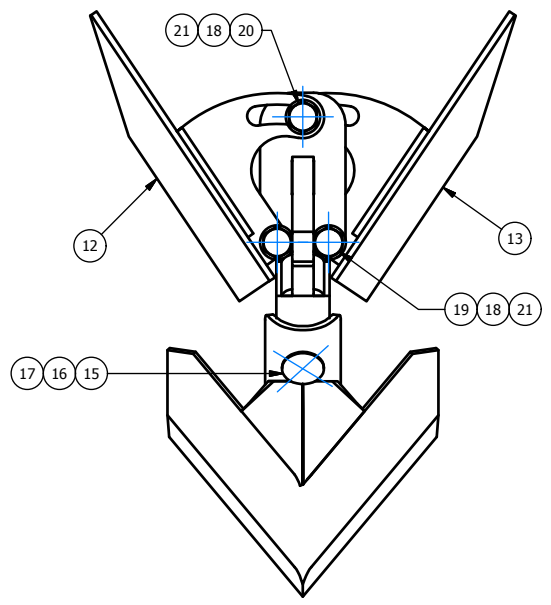
BEDSIDE BLADES



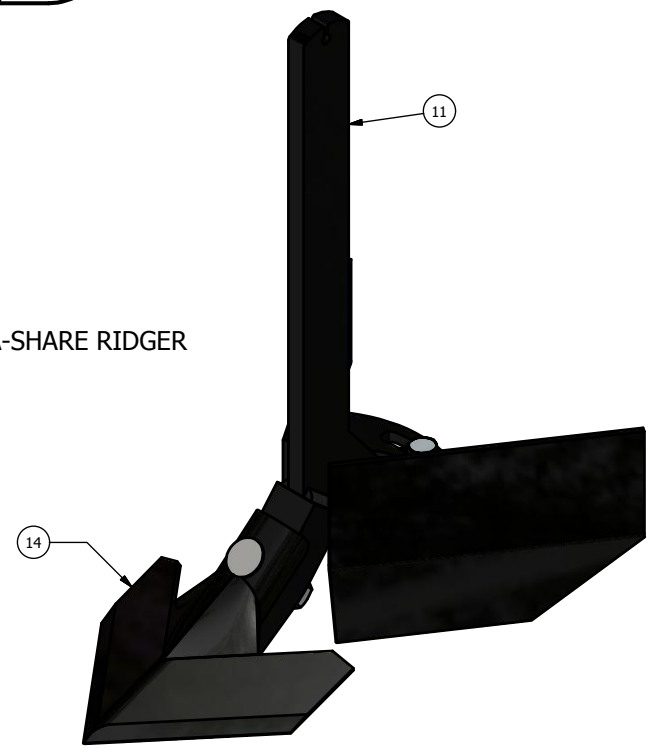
3



SWEPT L-BLADES



A-SHARE RIDGER



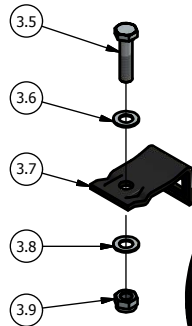
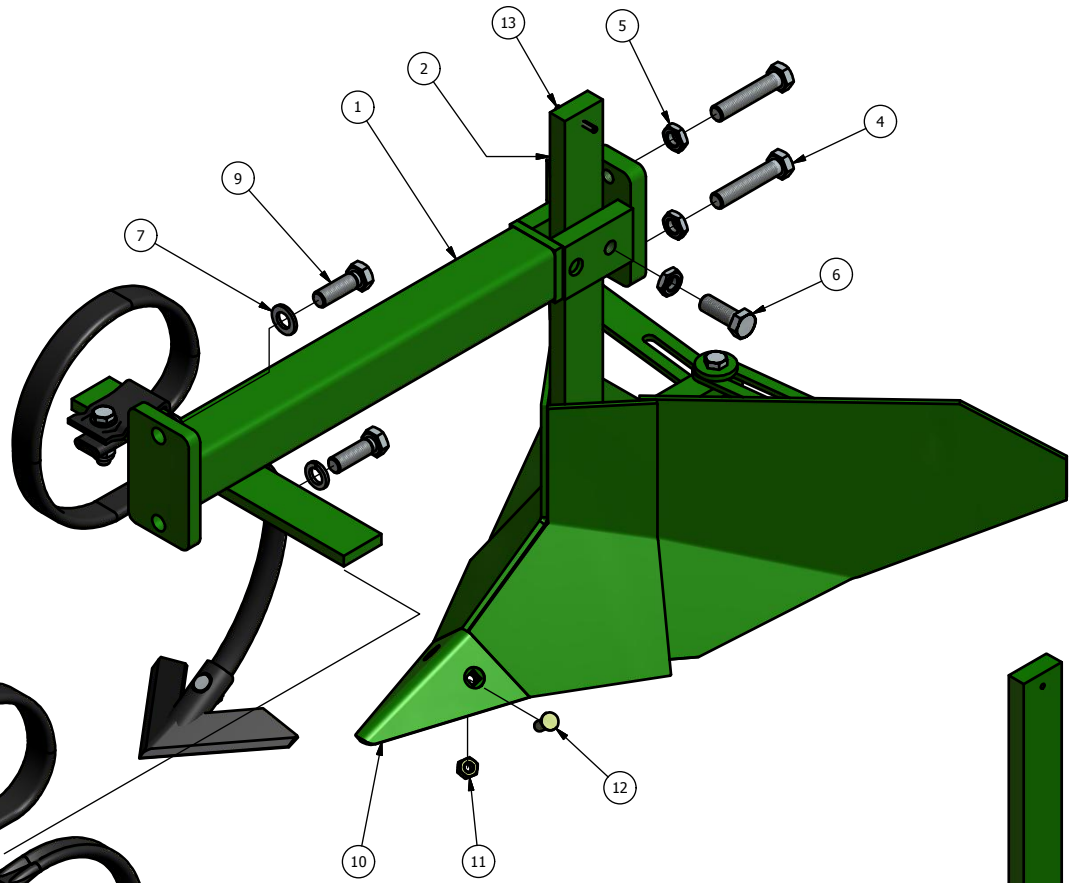
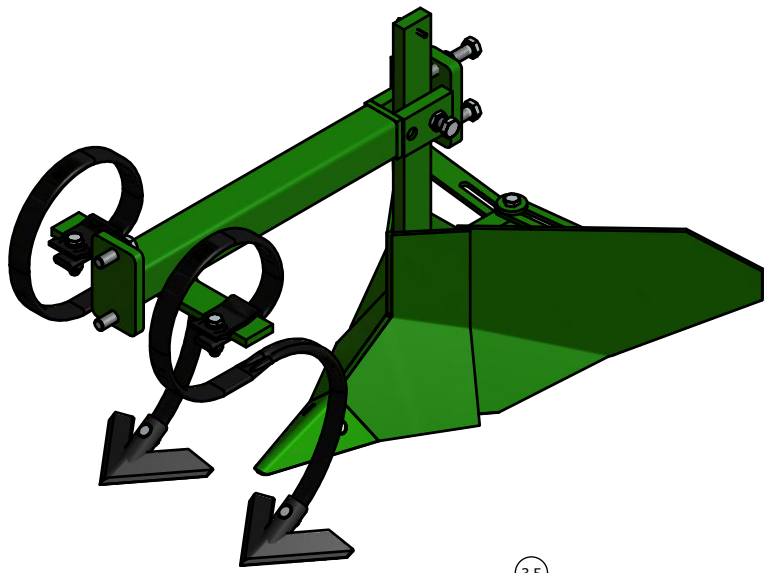
11

14

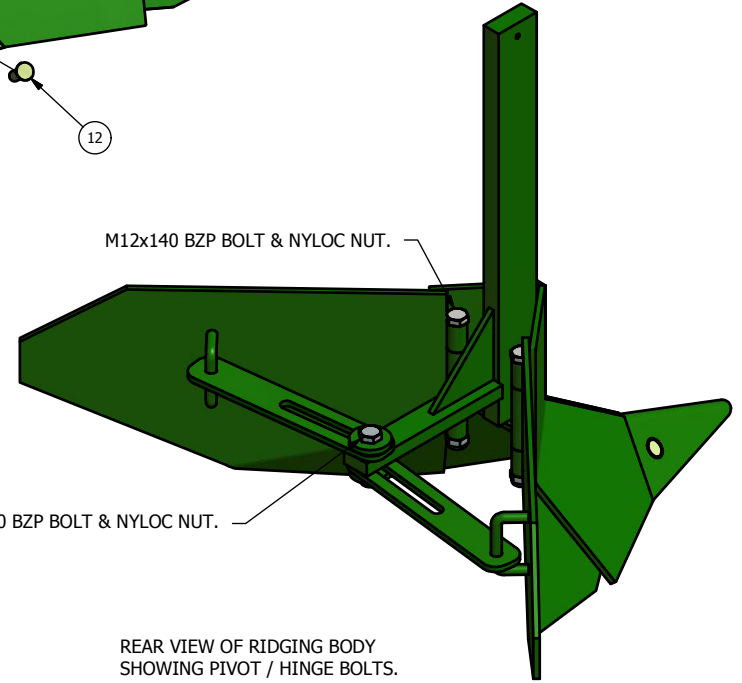
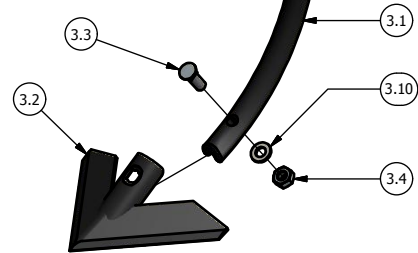
**ROBOCROP 'L' BLADES, SWEPT 'L' BLADES,  
BEDSIDE BLADES & A-SHARE RIDGER**

**QUANTITY NOT SHOWN AS LIST IS FOR REFERENCE PURPOSES ONLY**

<b>ITEM No.</b>	<b>DESCRIPTION</b>	<b>PART No.</b>	<b>QUANTITY</b>
1	R/H 'L' BLADE	5994.00	
2	L/H 'L' BLADE	5995.00	
3	OFFSET 'L' BLADE LEG		
	10MM	9623.00	
	35MM	9600.00	
	40MM	10088.00	
	55MM	7414.00	
	85MM	7691.00	
4	'L' BLADE LEG	7621.00	
5	M10x16 SOCKET BUTTON HEAD SCREW BZP	7803	
6	WASHER M10 BZP		
7	RETAINING PIN	10557.00	
8	BEDSIDE BLADES		
	R/H BEDSIDE BLADE	7747.00	
	L/H BEDSIDE BLADE	7746.00	
9	R/H SWEPT L-BLADE	7381.01	
10	L/H SWEPT L-BLADE	7382.01	
<b>QUANTITY SHOWN SPECIFIC TO A-SHARE RIDGER UNIT</b>			
11	A SHARE LEG FOR RIDGER WINGS	9694.00	1
12	RH RIDGER WING	9696.00	1
13	LH RIDGER WING	9697.00	1
14	A-SHARE 125 ( 5" )	6871.00	1
15	SQUARE NECK BOLT M10x50		1
16	M10 SPRING WAHER BZP		1
17	M10x1.5 NUT BZP		1
18	M8 THIN WASHER BZP		6
19	M8x25 BOLT BZP		2
20	M8x30 BOLT BZP		1
21	M8 NYLOC NUT BZP		3



SPRING TINE AND A-SHARE ASSEMBLY



M12x140 BZP BOLT & NYLOC NUT.

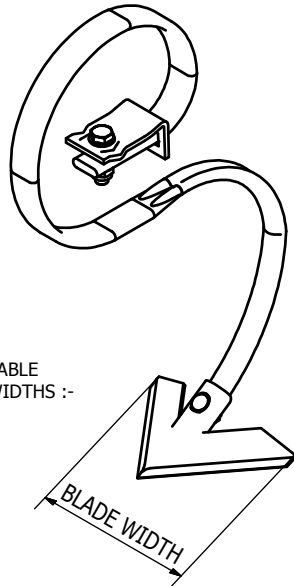
M12x50 BZP BOLT & NYLOC NUT.

REAR VIEW OF RIDGING BODY SHOWING PIVOT / HINGE BOLTS.

5

A-SHARES ARE AVAILABLE IN VARIOUS BLADE WIDTHS :-

6094.00	100mm
6871.00	125mm
7813.00	150mm
5990.00	180mm
7814.00	200mm
7815.00	250mm

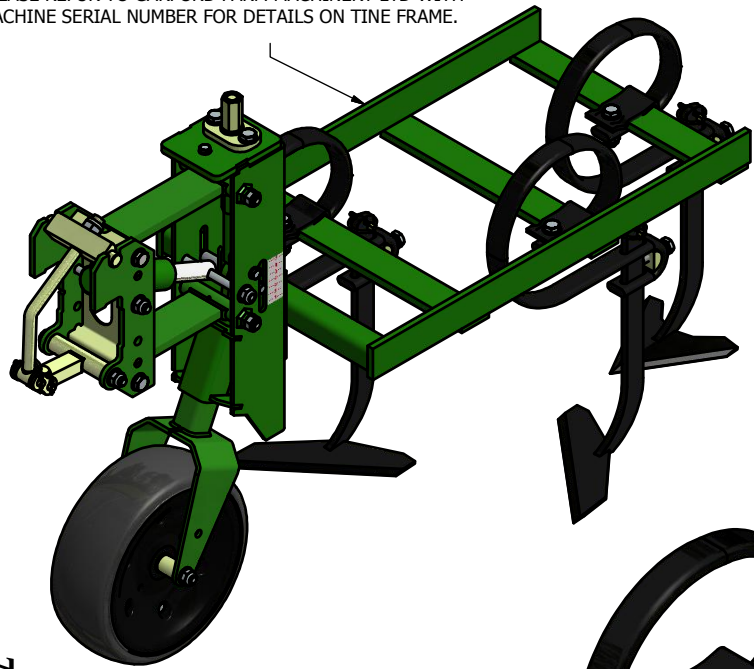


**ROBOCROP SPRING TINE “A” SHARES**  
**& RIDGING UNIT**

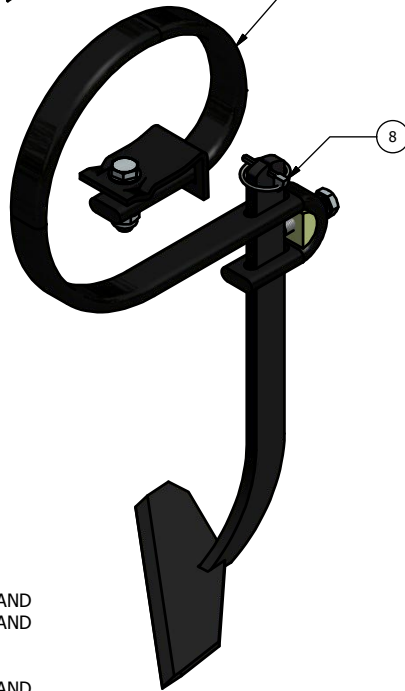
<b>ITEM No.</b>	<b>DESCRIPTION</b>	<b>PART No.</b>	<b>QUANTITY</b>
1	RI DGING BODY FRAME	7351.00	1
2	RIDGING BODY	7467.00	1
<b>ITEMS 3.1 TO 3.9 AS FOLLOWS :-</b>			
<b>QUANTITIES ARE APPLICABLE TO ONE SPRING TINE ASSEMBLY</b>			
3.1	SPRING TINE	5989.00	1
3.2	A-SHARE (SEE DRAWING FOR PART NUMBERS)		1
3.3	M10 SHARE BOLT	7812	1
3.4	M10 HEX . NUT BZP	1150	1
3.5	M12x50 FINE THREAD BOLT BZP	7709	1
3.6	M12 THIN WASHER BZP	7877	1
3.7	SPRING TINE CLAMP	5992.00	1
3.8	M12 THIN WASHER BZP	7877	1
3.9	M12 FINE THREAD NYLOC NUT BZP	7487	1
3.19	M10 FLAT WASHER		1
4	M16x80 BOLT BZP	8995	2
5	M16 HEX. HALF NUT BZP	6865	3
6	M16x45 BOLT BZP	5664	1
7	M16 FLAT WASHER BZP	7878	2
8	M16 SPRING WASHER BZP	1119	2
9	M16x50 BOLT BZP	9126	2
10	RIDGING BODY POINT	7670.00	1
11	M10 HEX. NUT	1150	2
12	M10x25 SHARE BOLT	7812	2
13	5MM ROLL PIN		1



THERE ARE VARIOUS TINE FRAME ASSEMBLIES AVAILABLE. PLEASE REFUR TO GARFORD FARM MACHINERY LTD WITH MACHINE SERIAL NUMBER FOR DETAILS ON TINE FRAME.



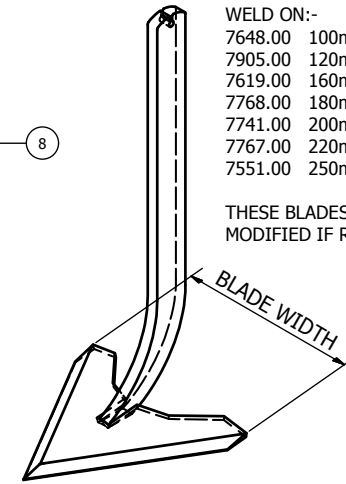
7412.00 ADJUSTABLE SPRING TINE IS COMMON FOR BOTH SLASH BLADE & FLAT A SHARE ASSEMBLIES.



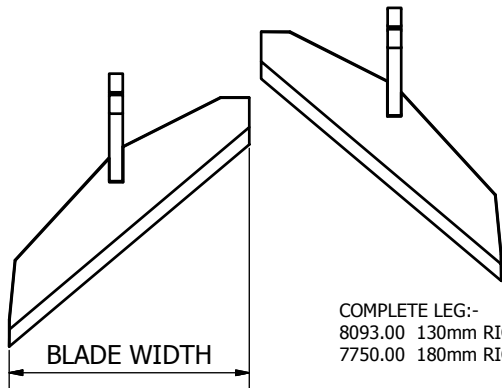
WELD ON FLAT A BLADES ARE AVAILABLE IN VARIOUS WIDTHS :-

WELD ON:-	COMPLETE LEG:-
7648.00 100mm	7740.00
7905.00 120mm	7906.00
7619.00 160mm	7625.00
7768.00 180mm	7894.00
7741.00 200mm	8372.00
7767.00 220mm	7866.00
7551.00 250mm	7624.00

THESE BLADES CAN ALSO BE MODIFIED IF REQUIRED.



WELD ON SLASH BLADES AVAILABLE IN LEFT HAND & RIGHT HAND CONFIGURATION.



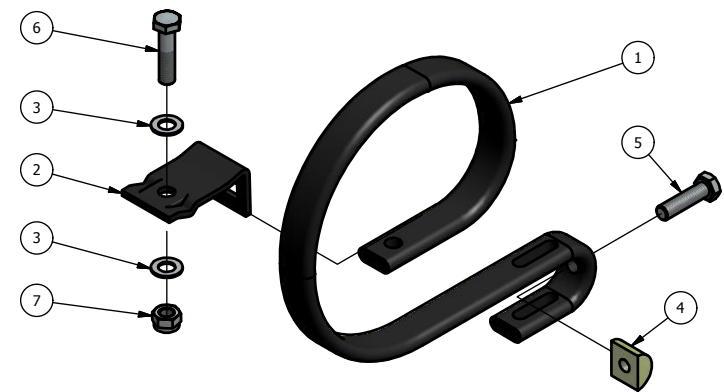
COMPLETE LEG:-  
8093.00 130mm RIGHT HAND  
7750.00 180mm RIGHT HAND

WELD ON:-  
8091.00 130mm RIGHT HAND  
7745.00 180mm RIGHT HAND

COPMLETE LEG:-  
8094.00 130mm LEFT HAND  
7749.00 180mm LEFT HAND

WELD ON:-  
8092.00 130mm LEFT HAND  
7744.00 180mm LEFT HAND

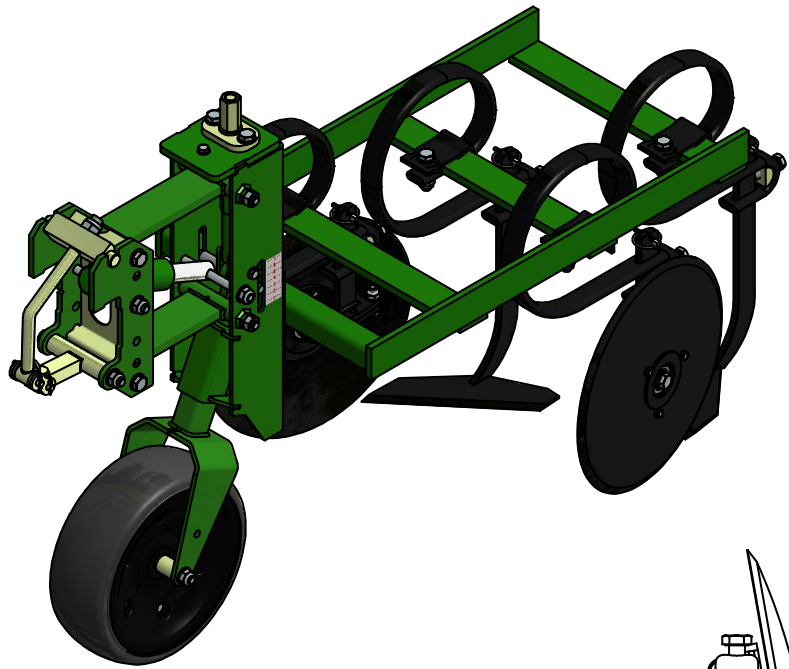
ADJUSTABLE SPRING TINE ASSEMBLY



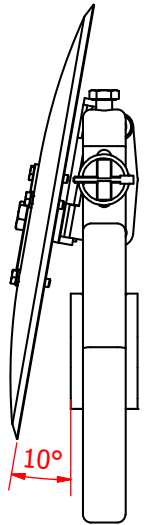
**ROBOCROP ADJUSTABLE SPRING TINE, FLAT "A" SHARES**  
**& SLASH BLADES**

<b>ITEM No.</b>	<b>DESCRIPTION</b>	<b>PART No.</b>	<b>QUANTITY</b>
1	ADJUSTABLE SPRING TINE	7412.00	1
2	SPRING TINE CLAMP ( CLAMP FOR 40 x 40 BOX )	7515.00 9900.00	1
3	M12 THIN WASHER BZP	7877	2
4	ADJUSTABLE SPRING TINE NUT BLOCK	8365.00	1
5	M12x40 FINE THREAD BOLT BZP	8368	1
6	M12x50 FINE THREAD BOLT BZP	7709	1
7	M12 FINE THREAD NYLOC NUT BZP	7487	1
8	RETAINING PIN	10557.00	1

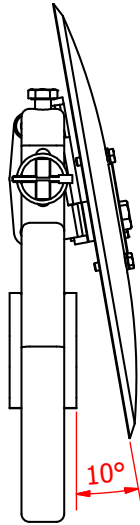
**DETAILS OF VARIOUS A-SHARES & SLASH BLADES CAN BE SEEN ON  
ASSEMBLY DRAWING OPPOSITE.**



6



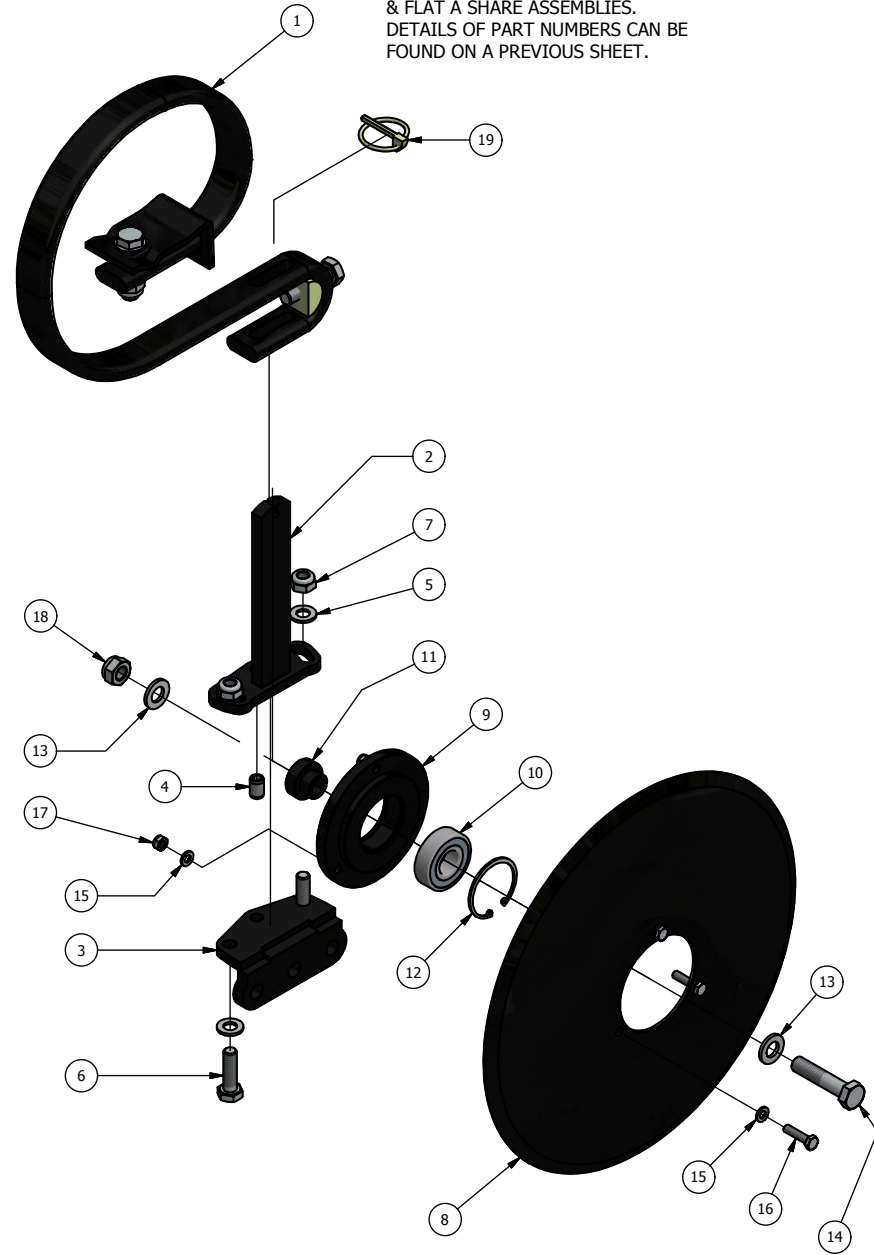
RIGHT HAND SIDE DISC ASSEMBLY WITH PLAN VIEW.



LEFT HAND SIDE DISC ASSEMBLY WITH PLAN VIEW.

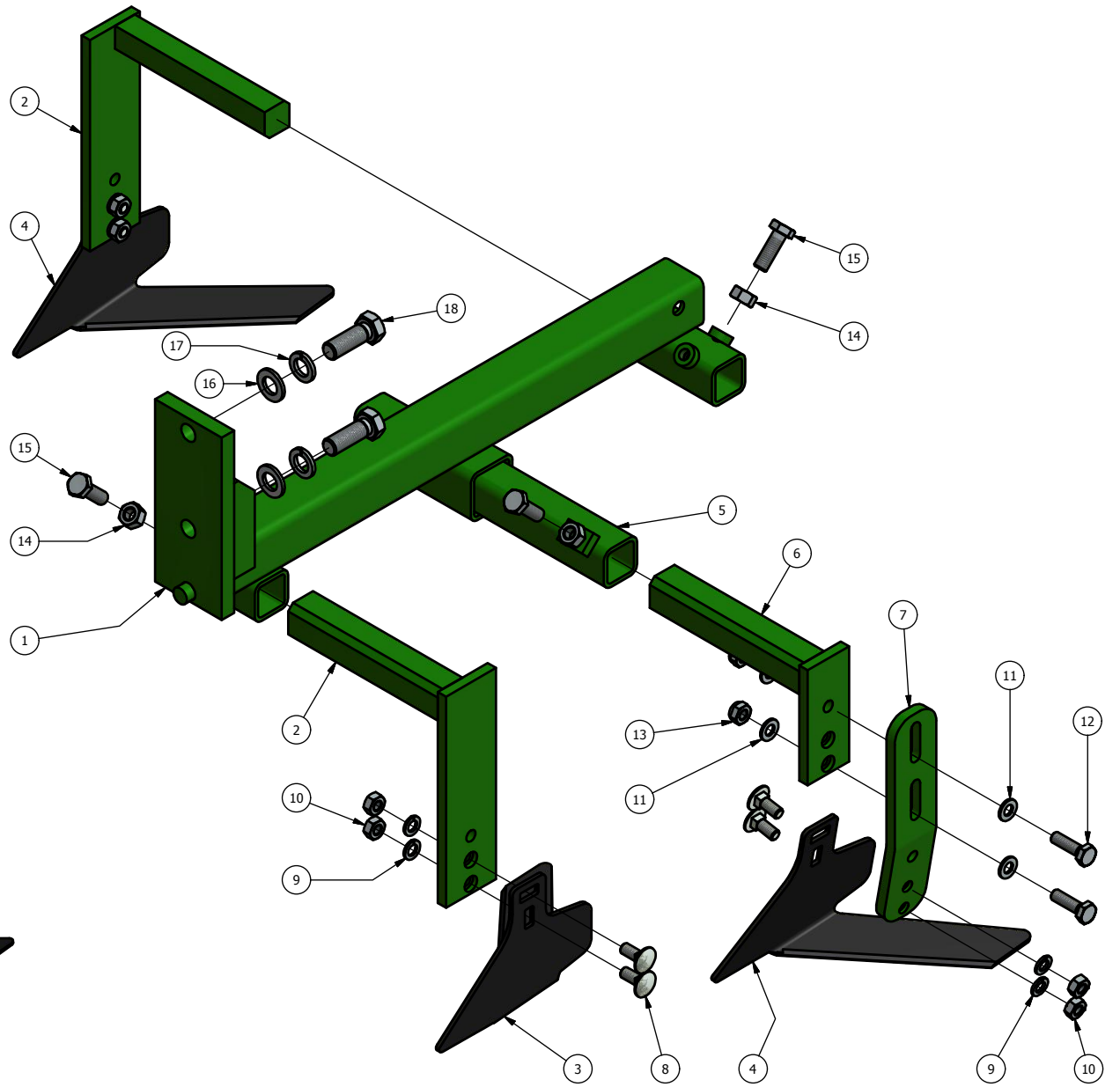
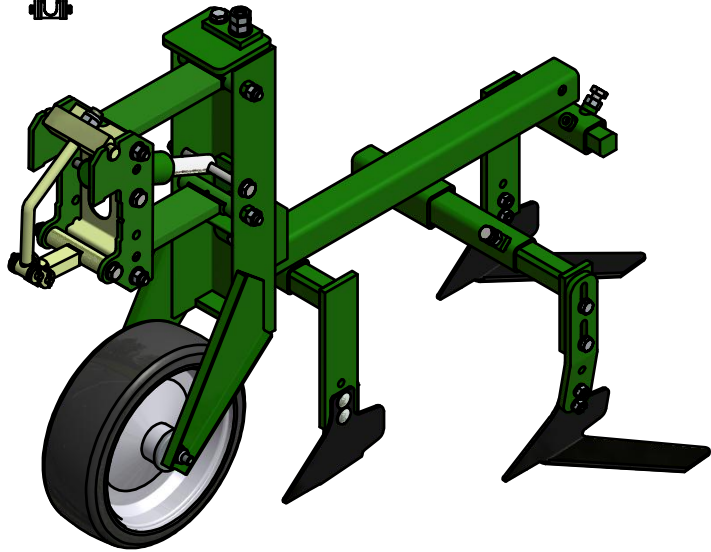
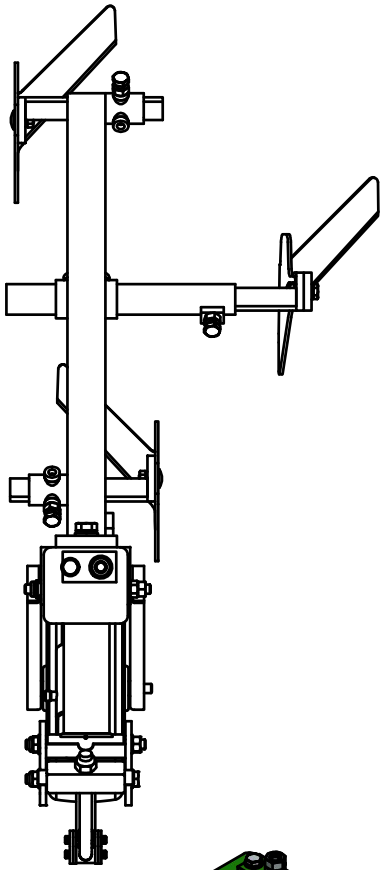


7412.00 ADJUSTABLE SPRING TINE IS COMMON FOR SIDE DISCS AS IT IS FOR BOTH SLASH BLADE & FLAT A SHARE ASSEMBLIES. DETAILS OF PART NUMBERS CAN BE FOUND ON A PREVIOUS SHEET.



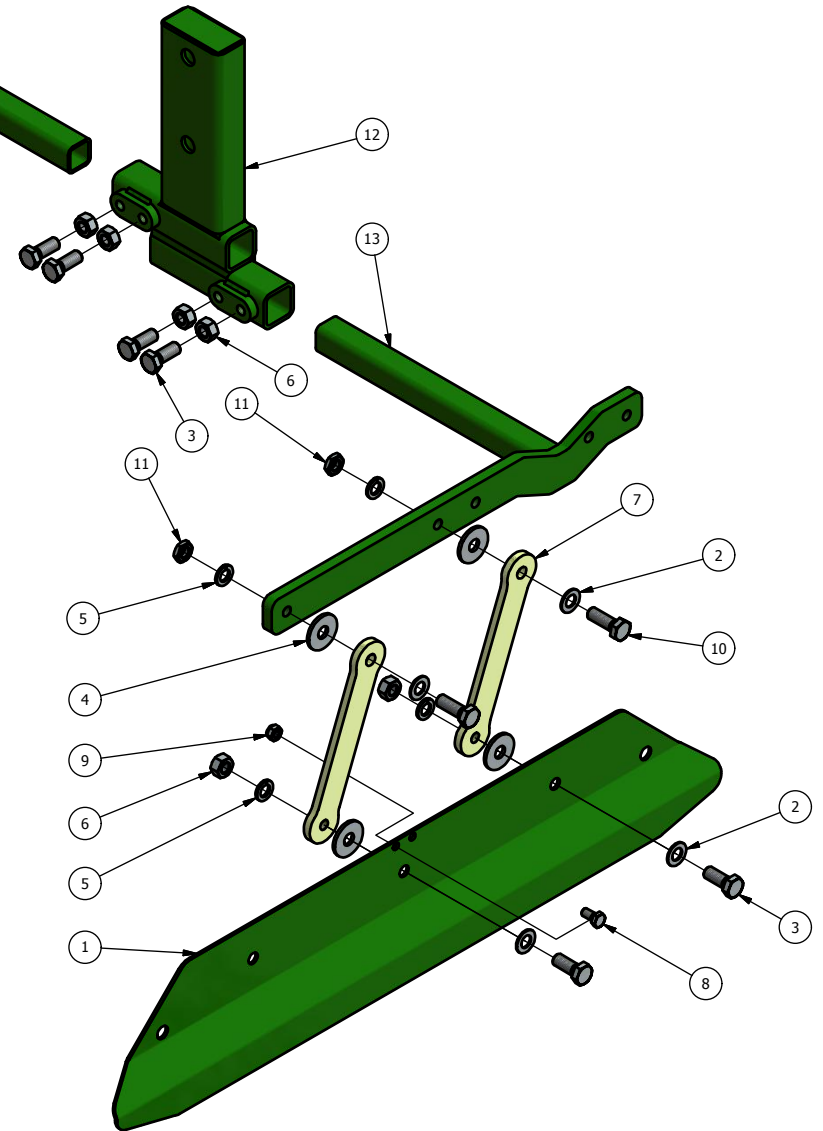
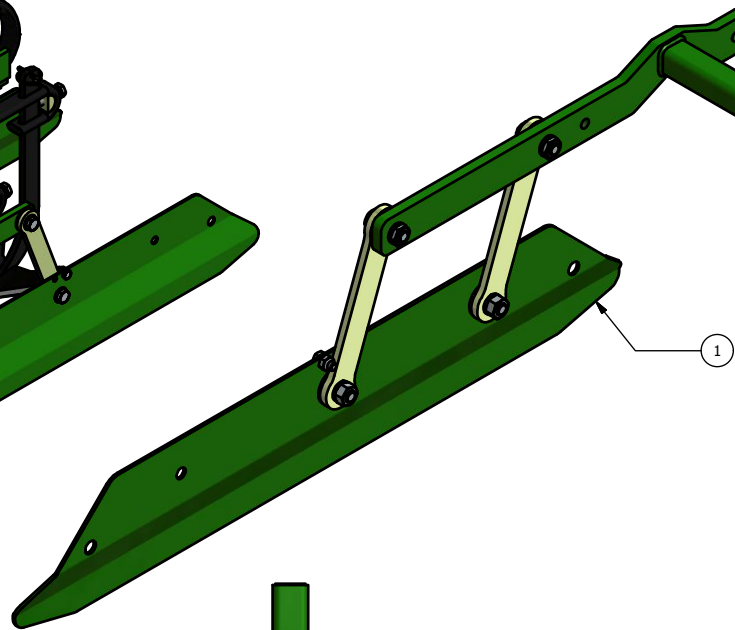
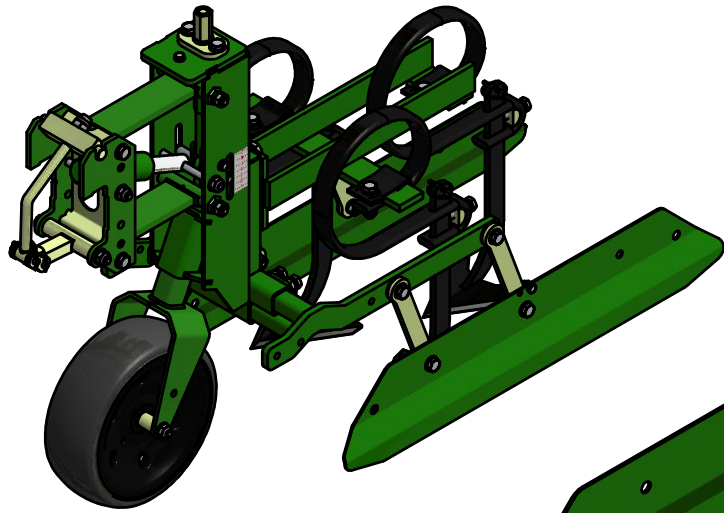
## ROBOCROP SIDE DISC ASSEMBLY

<b>ITEM No.</b>	<b>DESCRIPTION</b>	<b>PART No.</b>	<b>QUANTITY</b>
1	ADJ USTABLE SPRING TINE ASSEMBLY	7412.00	1
2	DISC LEG	10129.00	1
3	DISC LEG BRACKET	10130.00	1
4	SPRING PIN		1
5	M10 FLAT WASHER BZP		4
6	BOLT M10x35 BZP		2
7	NYLOC NUT M10 BZP		2
8	DISC	9207.00	1
9	DISC HUB	9535.00	1
10	SEALED BEARING 6204-2RSR		1
11	HUB BUSH	9536.00	1
12	INTERNAL CIRCLIP 47MM DIA		1
13	M12 FLAT WASHER BZP		2
14	BOLT M12x55 BZP		1
15	M6 FLAT WASHER BZP		6
16	BOLT M6x20 BZP		3
17	NYLOC NUT M6 BZP		3
18	NYLOC NUT M12 BZP		1
19	RETAINING PIN	10557.00	1



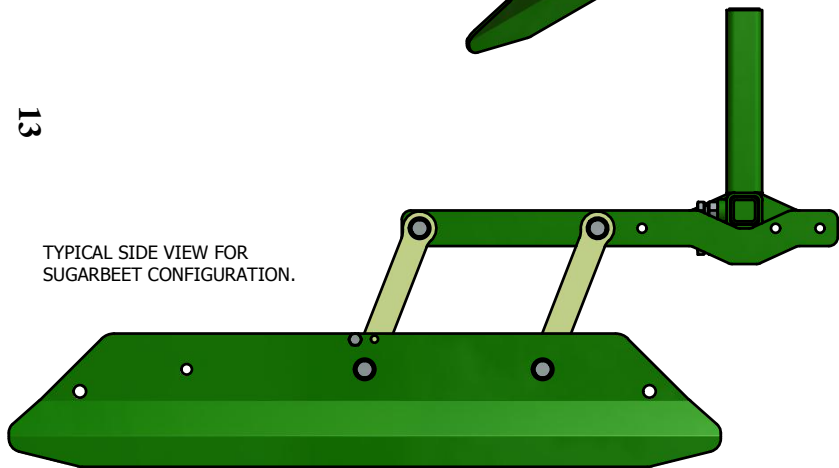
**ROBOCROP "L" SHARE UNITS**

<b>ITEM No.</b>	<b>DESCRIPTION</b>	<b>PART No.</b>	<b>QUANTITY</b>
1	L BLADE UNIT	8466.00	1
2	L BLADE ARM	7350.00	2
3	RH L BLADE	5995.00	1
4	LH L BLADE	5994.00	2
5	L BLADE SIDE MOUNT	8080.00	1
6	L BLADE ARM	5929.00	1
7	L BLADE BED SIDE ANGLE ADAPTOR	7396.00	1
8	M10x25 COACH BOLT BZP		6
9	M10 SPRING WASHER BZP		6
10	M10 HEX. NUT BZP		6
11	M10 FLAT WASHER BZP		4
12	M10x35 BOLT BZP		2
13	M10 NYLOC NUT BZP		2
14	M12 HEX. NUT BZP		3
15	M12x35 BOLT BZP		3
16	M16 FLAT WASHER		2
17	M16 SPRING WASHER BZP		2
18	M16x45 BOLT BZP		2

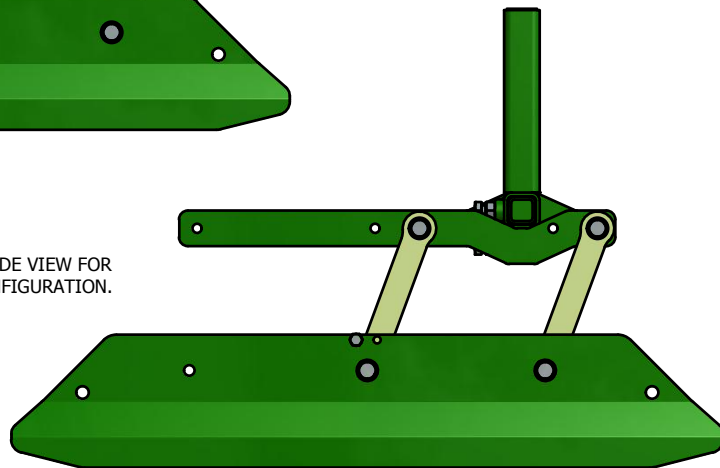


13

TYPICAL SIDE VIEW FOR SUGARBEET CONFIGURATION.



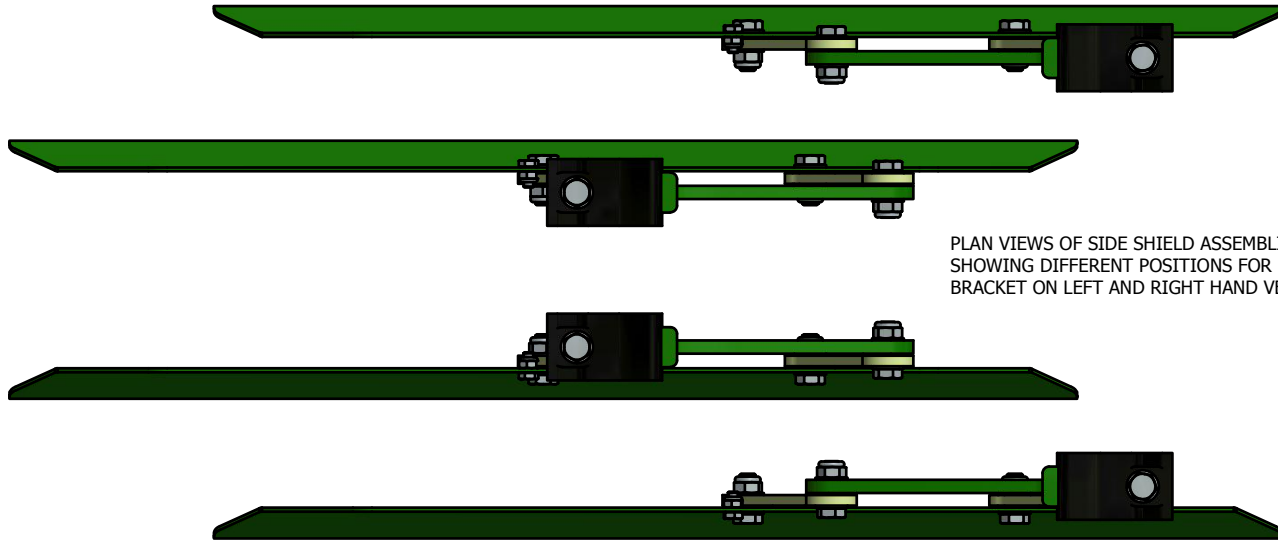
TYPICAL SIDE VIEW FOR MAIZE CONFIGURATION.



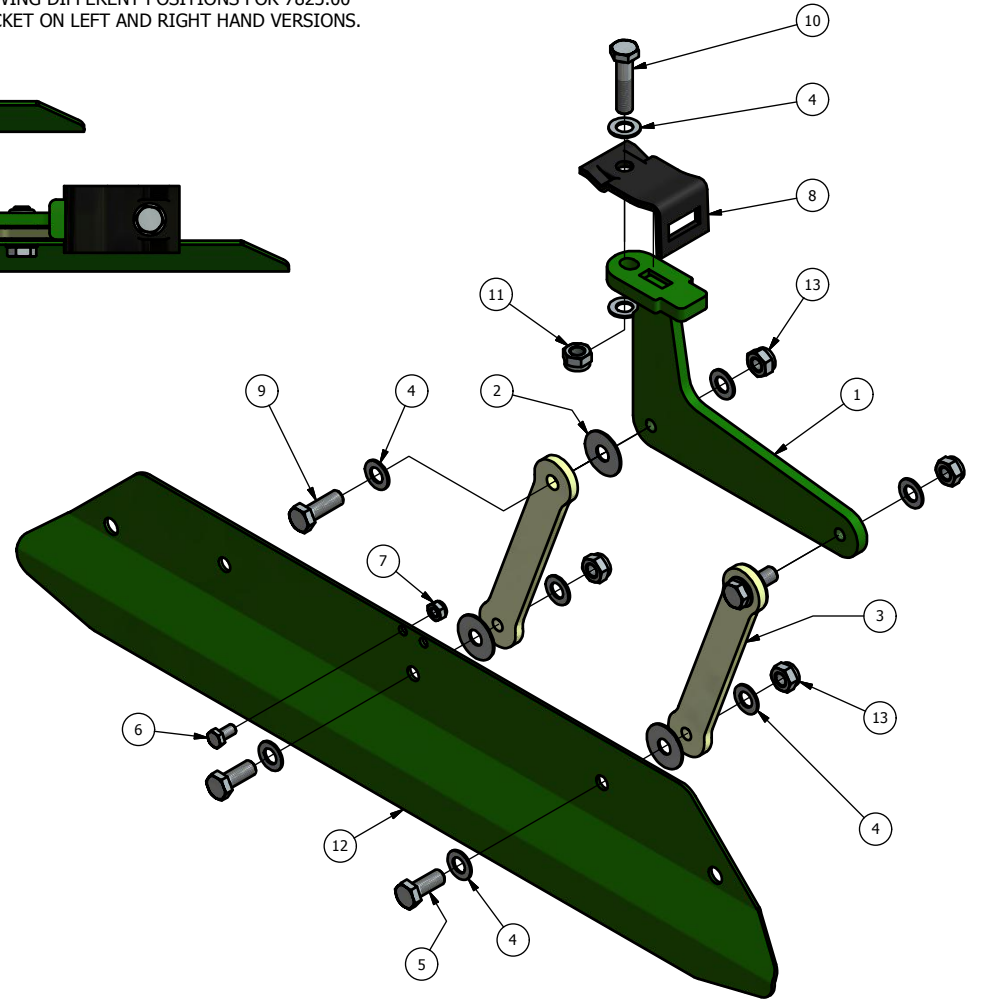
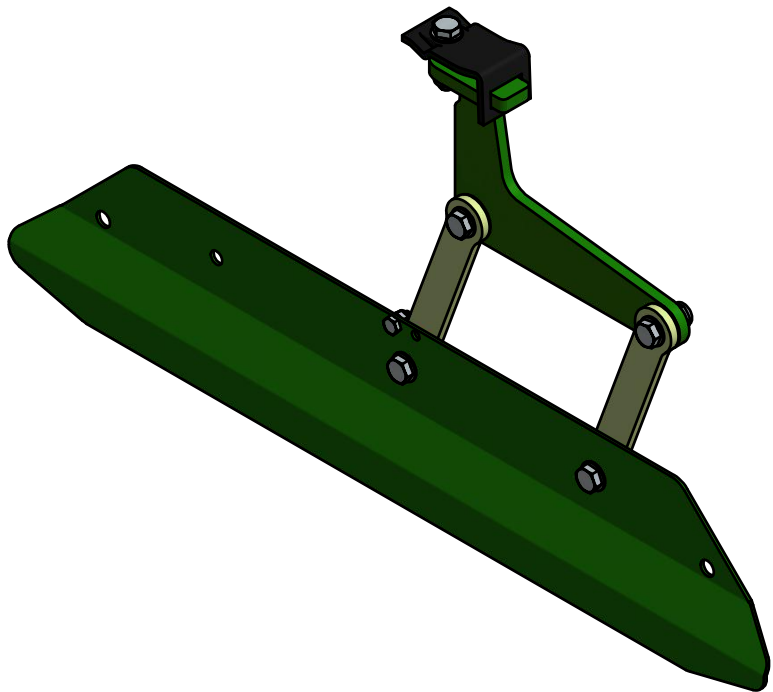
## ROBOCROP CROP PROTECTION SHIELDS

<b>ITEM No.</b>	<b>DESCRIPTION</b>	<b>PART No.</b>	<b>QUANTITY</b>
1	<b>SIDE SHIELD</b>	<b>9721.00</b>	<b>2</b>
	<b>REDUCED – 500mm SIDE SHIELD</b>	<b>10365.01</b>	<b>2</b>
2	<b>M12 THIN WASHER BZP</b>	<b>7877</b>	<b>8</b>
3	<b>M12x30 BOLT BZP</b>	<b>1161</b>	<b>8</b>
4	<b>LARGE OD FLAT WASHER 12x37x3 BZP</b>	<b>9068.00</b>	<b>8</b>
5	<b>M12 SPRING WASHER BZP</b>	<b>1115</b>	<b>8</b>
6	<b>M12 HEX. NUT BZP</b>	<b>1019</b>	<b>8</b>
7	<b>PARALLEL LINK</b>	<b>5930.01</b>	<b>4</b>
8	<b>M8x16 BOLT BZP</b>	<b>1156</b>	<b>2</b>
9	<b>M8 NYLOC NUT BZP</b>	<b>1042</b>	<b>2</b>
10	<b>M12x35 BOLT BZP</b>	<b>1014</b>	<b>4</b>
11	<b>M12 HEX. HALF NUT BZP</b>	<b>5833</b>	<b>4</b>
12	<b>SIDE SHIELD BRACKET</b>	<b>8895.00</b>	<b>1</b>
13	<b>SIDE SHIELD MOUNTING ARM</b>	<b>8792.00</b>	<b>2</b>



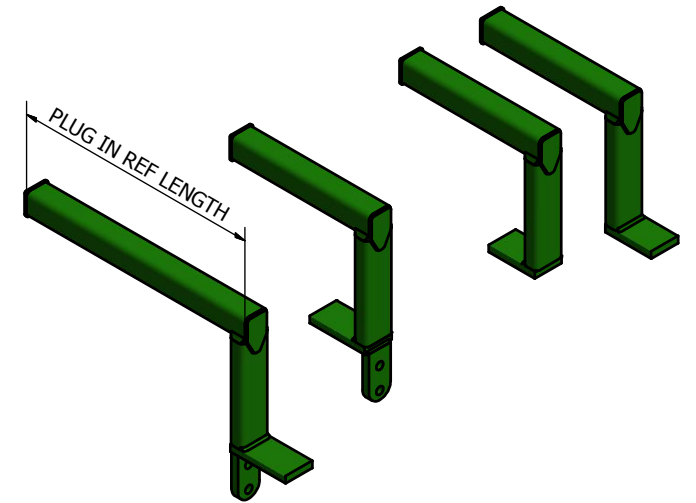
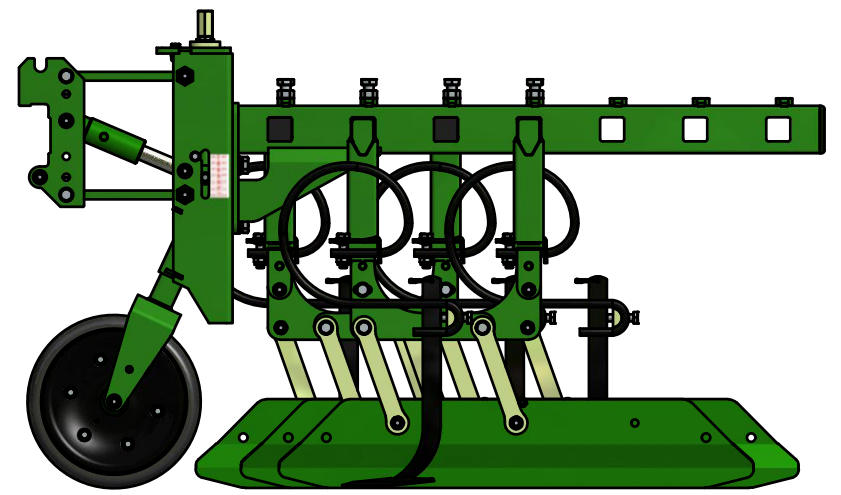
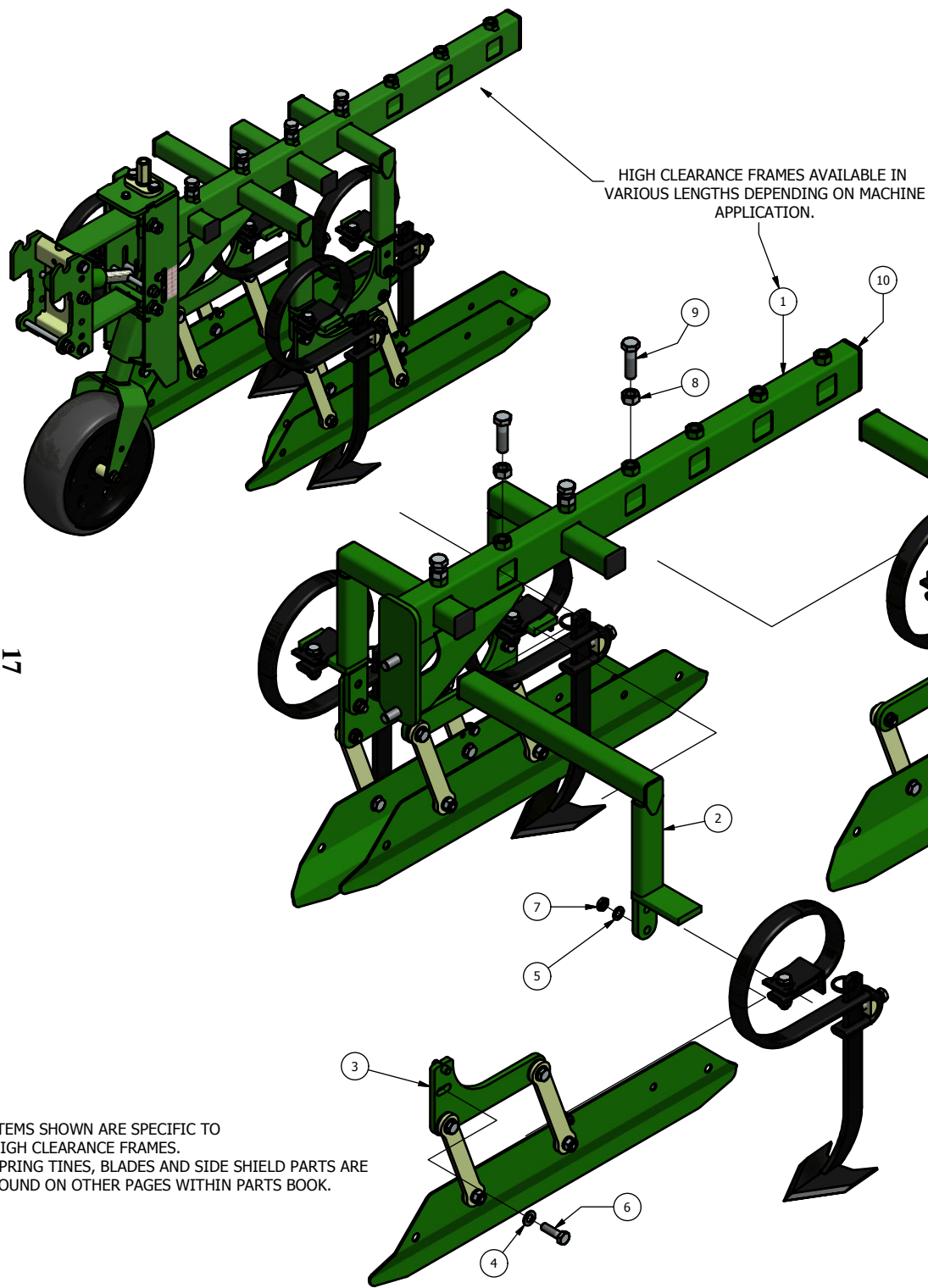


PLAN VIEWS OF SIDE SHIELD ASSEMBLIES  
SHOWING DIFFERENT POSITIONS FOR 7823.00  
BRACKET ON LEFT AND RIGHT HAND VERSIONS.



## ROBOCROP SINGLE CROP PROTECTION SHIELDS

<b>ITEM No.</b>	<b>DESCRIPTION</b>	<b>PART No.</b>	<b>QUANTITY</b>
1	SIDE SHIELD BRACKET	7823.01	1
2	LARGE OD FLAT WASHER 12x37x3 BZP	9068.00	4
3	PARALLEL LINK	5930.01	2
4	M12 THIN WASHER BZP	7877	10
5	M12x30 BOLT BZP	1161	2
6	M8x16 BOLT BZP	1156	1
7	M8 NYLOC NUT BZP	1042	1
8	ADJUSTABLE SPRING TINE CLAMP ( CLAMP FOR 40x40 BOX )	7515.00 9900.00	1
9	M12x35 BOLT BZP	1014	2
10	M12x1..5 x 50 BOLT BZP	7709	1
11	M12 NYLOC NUT BZP	7487	1
12	SIDE SHIELD	9721.00	1
	REDUCED – 500mm SIDE SHIELD	10365.01	1
13	M12 NYLOC NUT BZP	1017	4



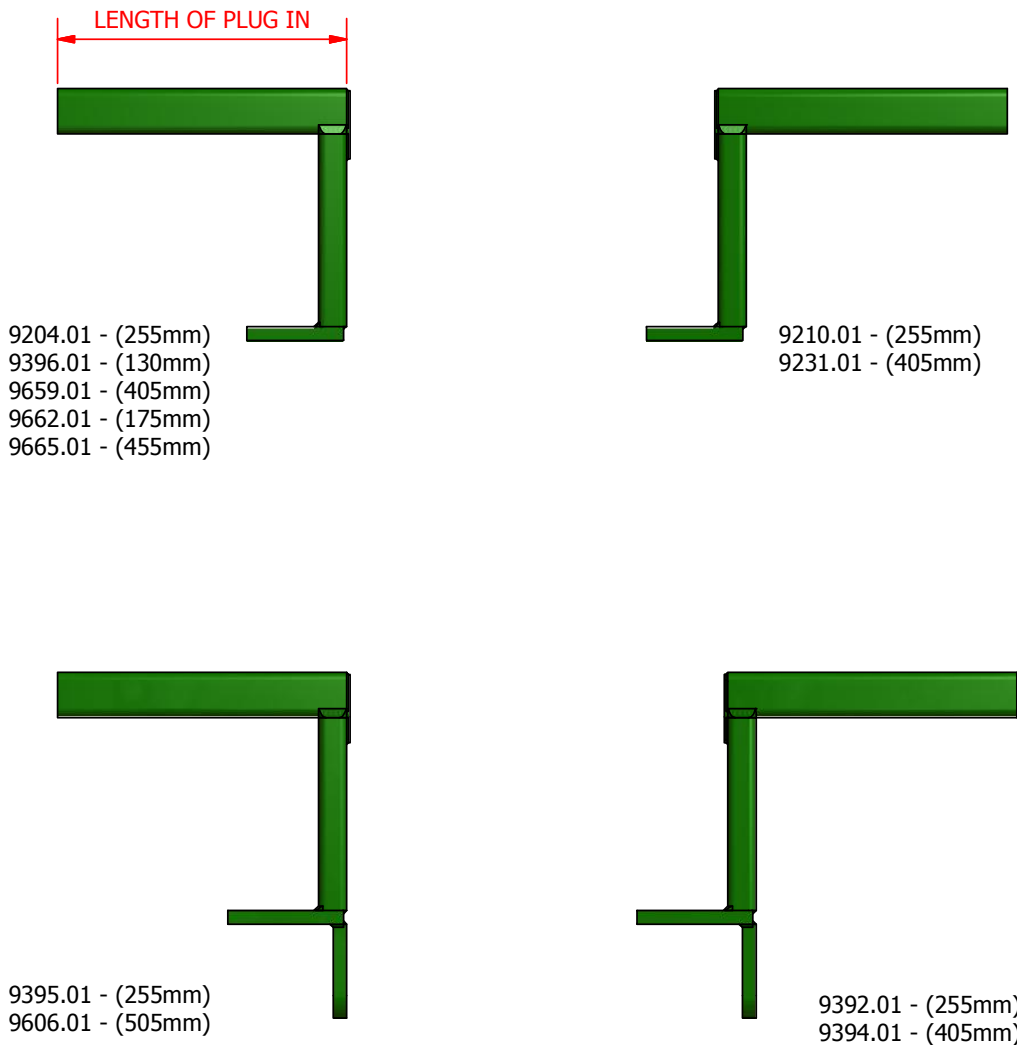
ITEMS SHOWN ARE SPECIFIC TO HIGH CLEARANCE FRAMES. SPRING TINES, BLADES AND SIDE SHIELD PARTS ARE FOUND ON OTHER PAGES WITHIN PARTS BOOK.

HIGH CLEARANCE FRAME PLUG INS AVAILABLE TO SUIT SPRING TINES, AND SPRING TINES WITH SIDE SHIELDS. PLUG IN REF LENGTH IS DEPENDENT ON MACHINE APPLICATION. REFER TO SERIAL NUMBER WITH REGARDS TO IDENTIFICATION.

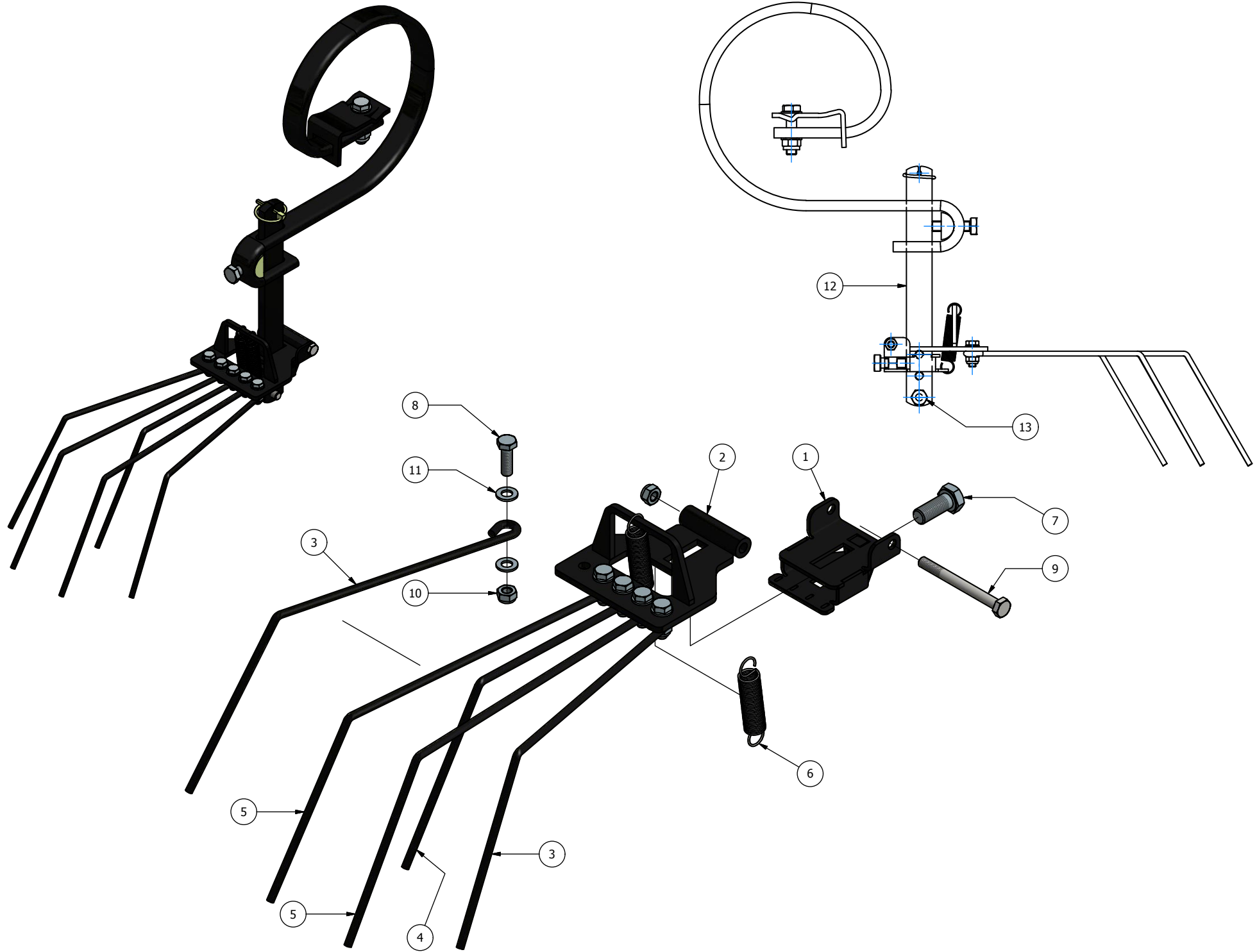
## ROBOCROP HIGH CLEARANCE FRAMES

ITEM No.	DESCRIPTION	PART No.	QUANTITY
1	HIGH CLEARANCE FRAME (9203.03 – 7 PLUG IN'S ) ( 9464.02 – 4 PLUG IN'S)		
2	HIGH CLERANCE PLUG IN		
3	SIDE SHIELD BRACKET	9393.00	1
4	M12 FLAT WASHER BZP	1114	1
5	M12 SPRING WASHER BZP	1115	1
6	M12x40 BOLT BZP	1159	1
7	M12 HALF NUT BZP	5833	1
8	M16 NUT BZP	1015	1
9	M16x55 BOLT BZP	6693	1
10	END CAP	7500.00	1

**HIGH CLEARANCE FRAMES & PLUG IN PART NUMBERS WILL BE SPECIFIC TO MACHINE REQUIREMENTS. TWO FRAMES THAT EXIST ARE SHOWN ABOVE, PLUG IN PARTS ARE SHOWN BELOW.**

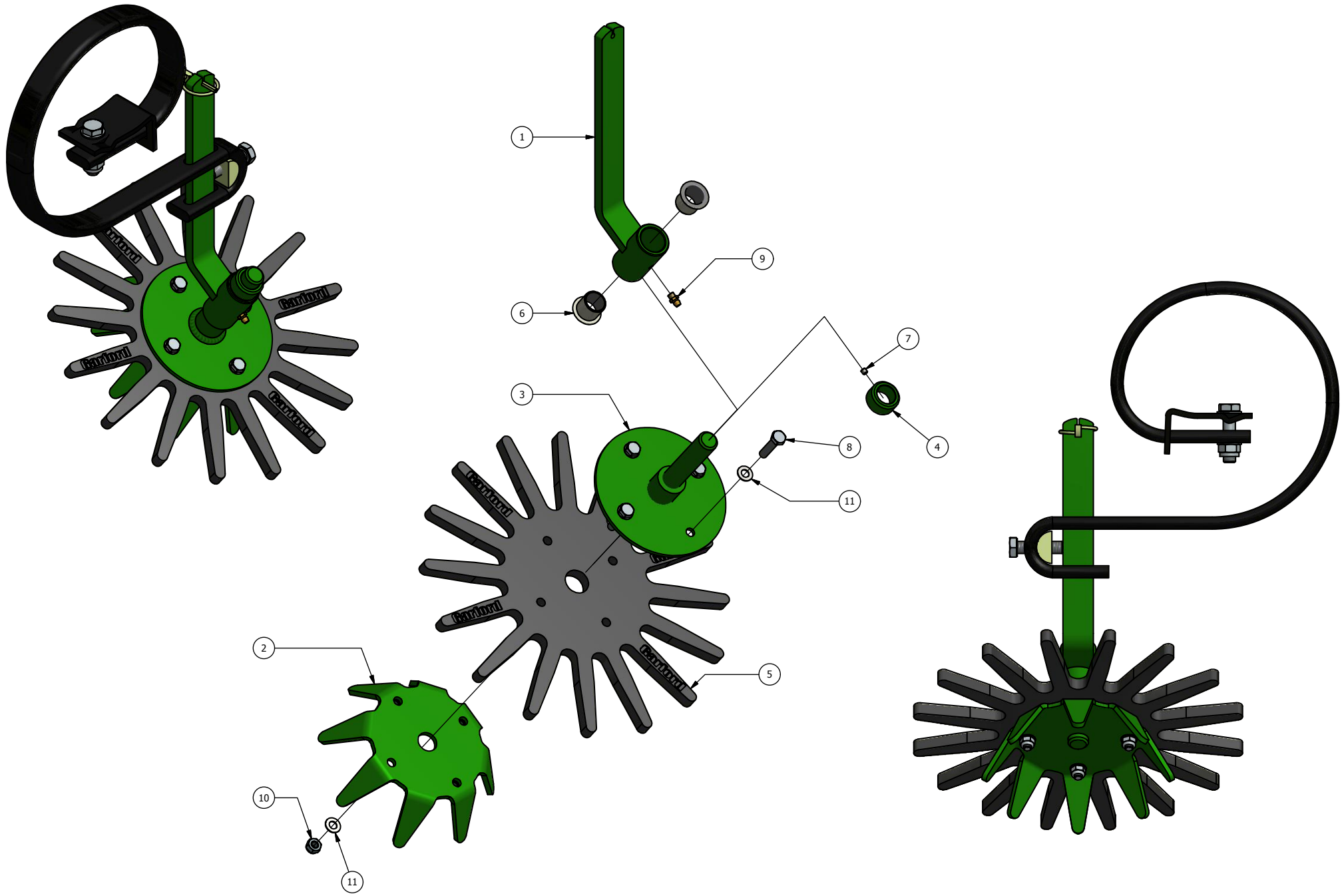


19



**ROBOCROP TINE WEEDER RAKE**

<b>ITEM No.</b>	<b>DESCRIPTION</b>	<b>PART No.</b>	<b>QUANTITY</b>
1	BRACKET – PART 1	10206.00	1
2	BRACKET – PART 2	10207.00	1
3	WEEDER RAKE TINE 200	9235.00	2
4	WEEDER RAKE TINE 150	9236.00	1
5	WEEDER RAKE TINE 250	9237.00	2
6	EXTENSION SPRING	8206.00	2
7	M12x30 FINE THREAD BOLT BZP		1
8	M8x25 BOLT BZP		5
9	M8x80 BOLT BZP		1
10	M8 NYLOC NUT		6
11	M8 WASHER BZP		10
12	BLADE LEG	7621.00	1
13	M10x20 BOLT BZP		1

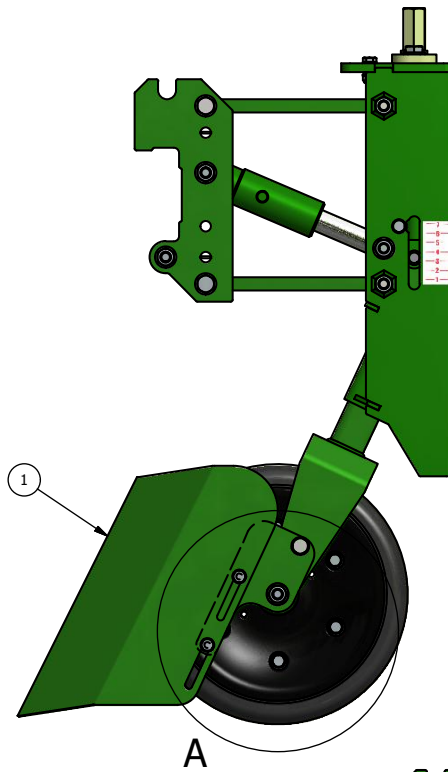
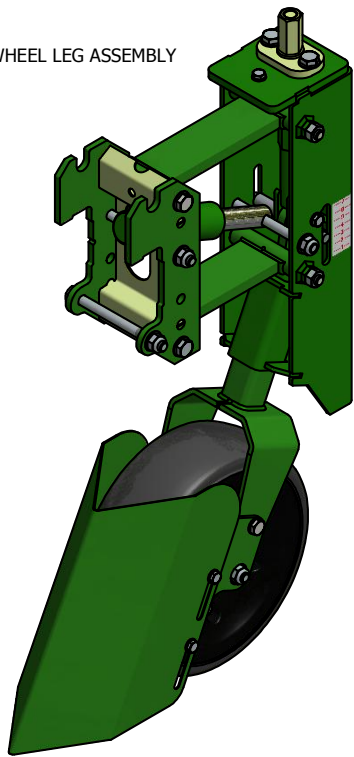


**ROBOCROP FINGER WEEDER**

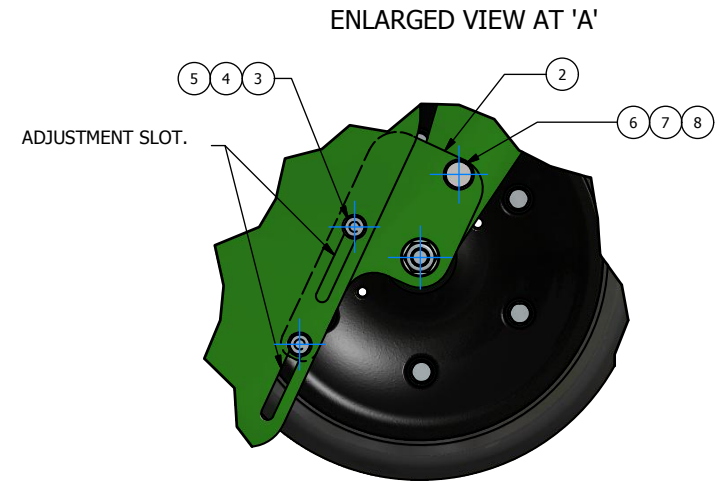
<b>ITEM No.</b>	<b>DESCRIPTION</b>	<b>PART No.</b>	<b>QUANTITY</b>
1	FINGER WEEDER TINE LEG	7645.01	1
2	DRIVE FINGERS	10204.00	1
3	AXLE PLATE	10205.00	1
4	AXLE COLLAR	10208.00	1
5	RUBBER FINGERS	7640.01	1
6	TEFLON BUSH	8185.02	2
7	M5x5 SOCKET SET SCREW – FLAT POINT		1
8	M8x35 BOLT BZP		4
9	GREASE NIPPLE – ¼” UNF		1
10	M8 NYLOC NUT		4
11	M8 WASHER BZP		8



100MM WIDE WHEEL LEG ASSEMBLY



A

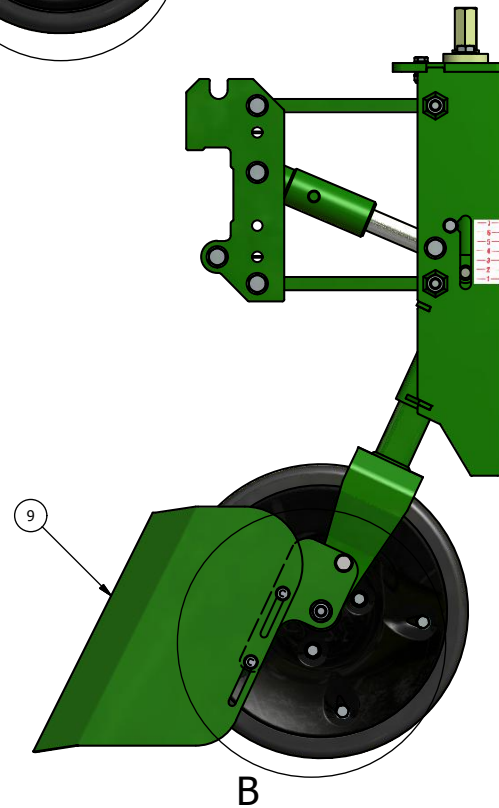
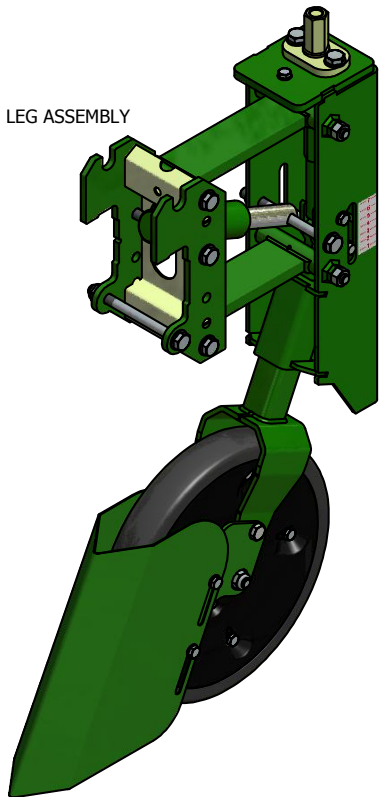


BOLTED ON BOTH SIDE OF WHEEL LEG ASSEMBLY.

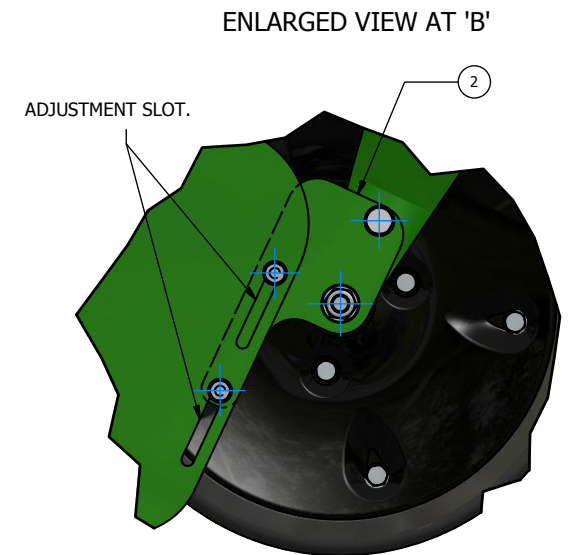
**NUTS, BOLTS & WASHERS ARE THE SAME FOR BOTH UNITS.**

23

50MM WIDE WHEEL, LEG ASSEMBLY



B

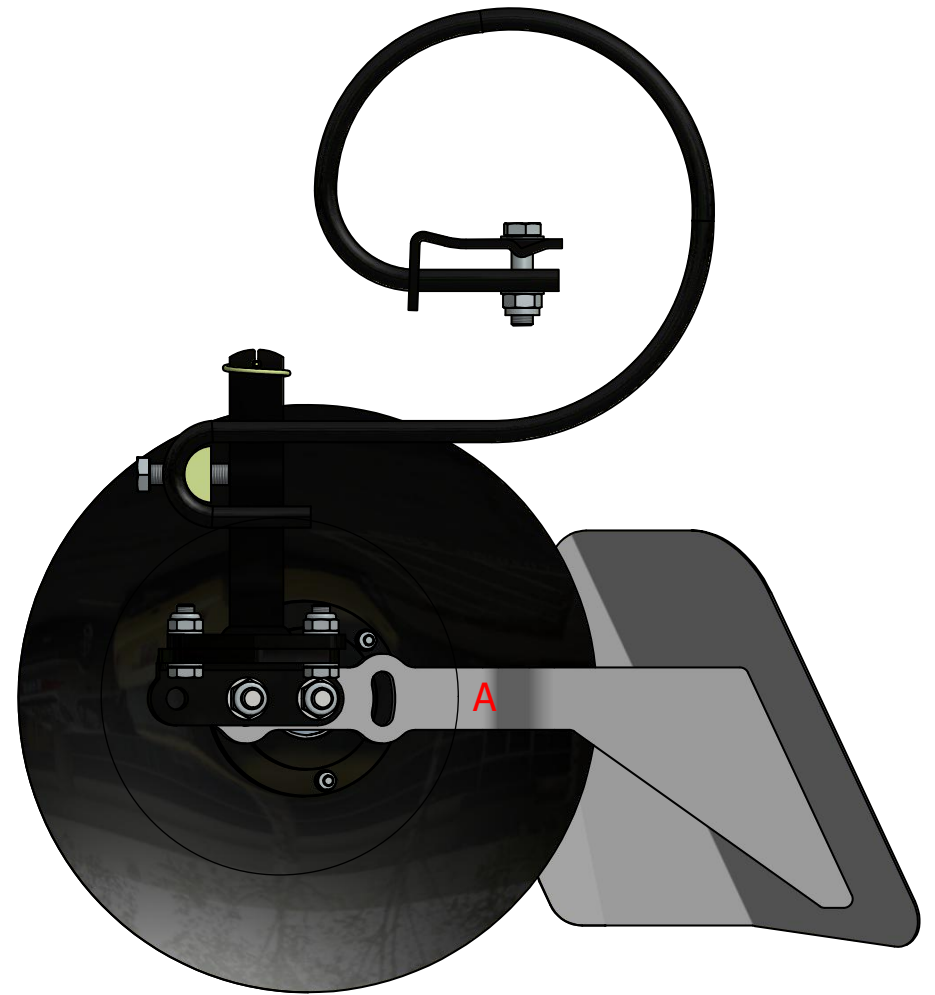
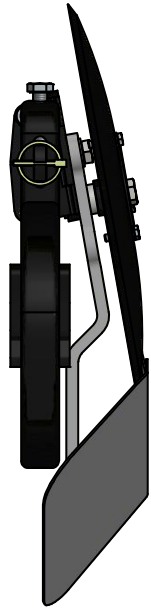


BOLTED ON BOTH SIDE OF WHEEL LEG ASSEMBLY.

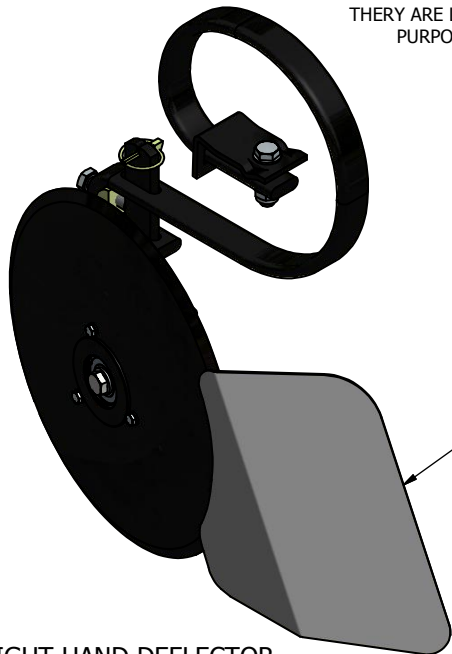
**ROBOCROP WHEEL UNIT LEAF DEFLECTORS**

<b>ITEM No.</b>	<b>DESCRIPTION</b>	<b>PART No.</b>	<b>QUANTITY</b>
1	100mm WIDE WHEEL LEAF DEFLECTOR	10637.00	1
2	MOUNTING BRACKET	10635.00	1
3	M8x20 BOLT BZP		4
4	M8 THIN WASHER BZP		8
5	M8 NYLOC NUT BZP		4
6	M10x25 BOLT BZP		2
7	M10 THIN WASHER BZP		4
8	M10 NYLOC NUT BZP		2
9	50mm WIDE WHEEL LEAF DEFLECTOR	10636.00	1

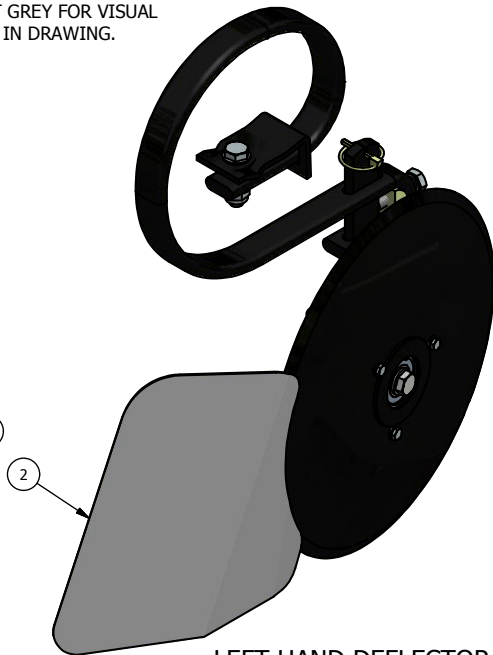
**QTY'S APPLICABLE PER WHEEL LEG UNIT ASSEMBLY**



DEFLECTORS WILL BE PAINTED. THEY ARE LEFT GREY FOR VISUAL PURPOSE IN DRAWING.

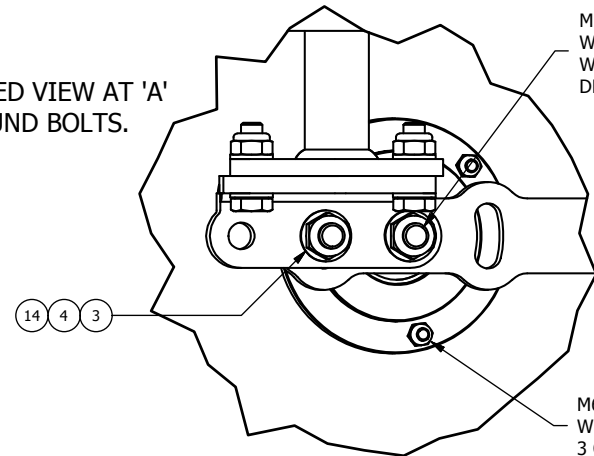


RIGHT HAND DEFLECTOR.



LEFT HAND DEFLECTOR.

ENLARGED VIEW AT 'A' AROUND BOLTS.



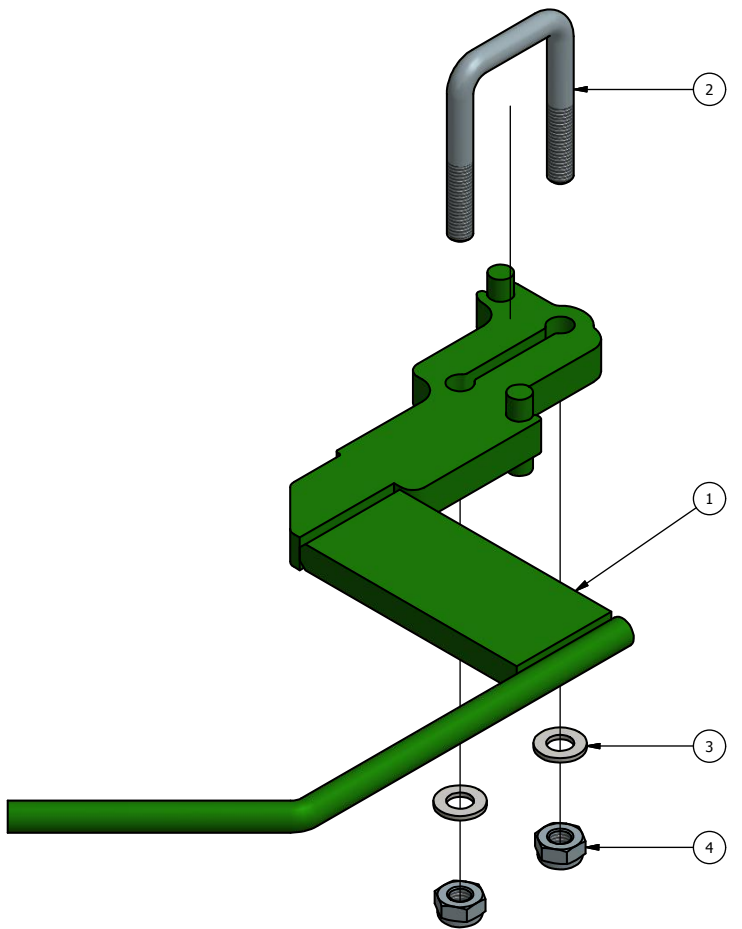
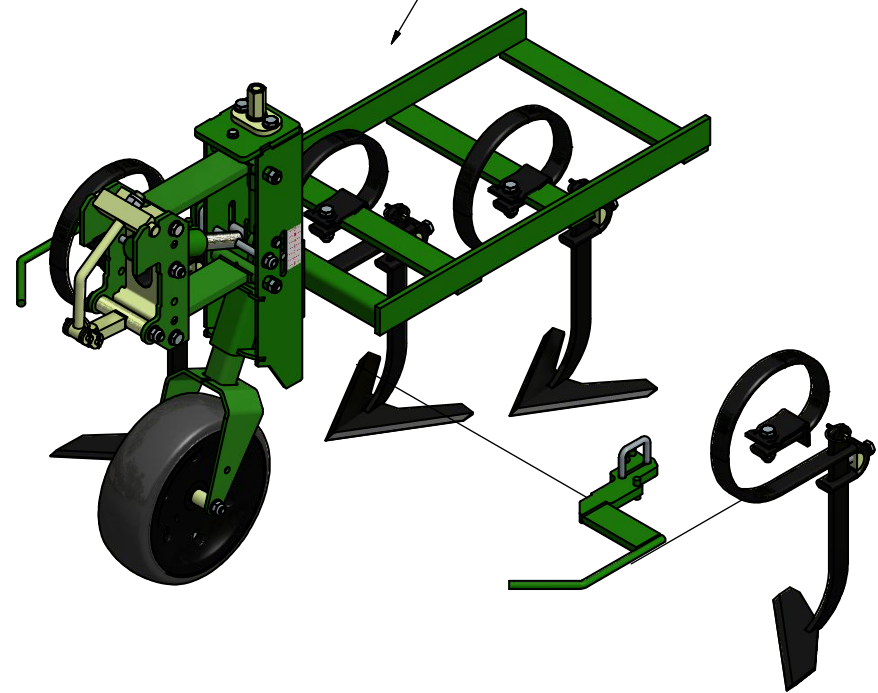
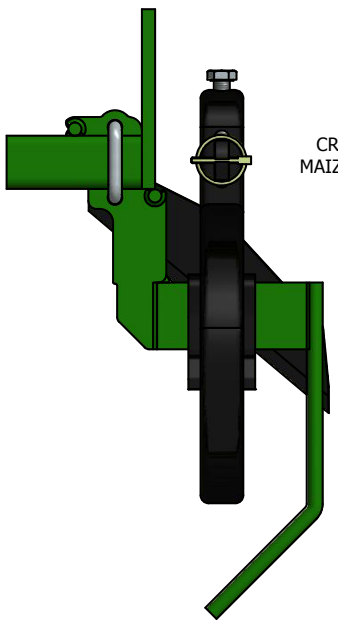
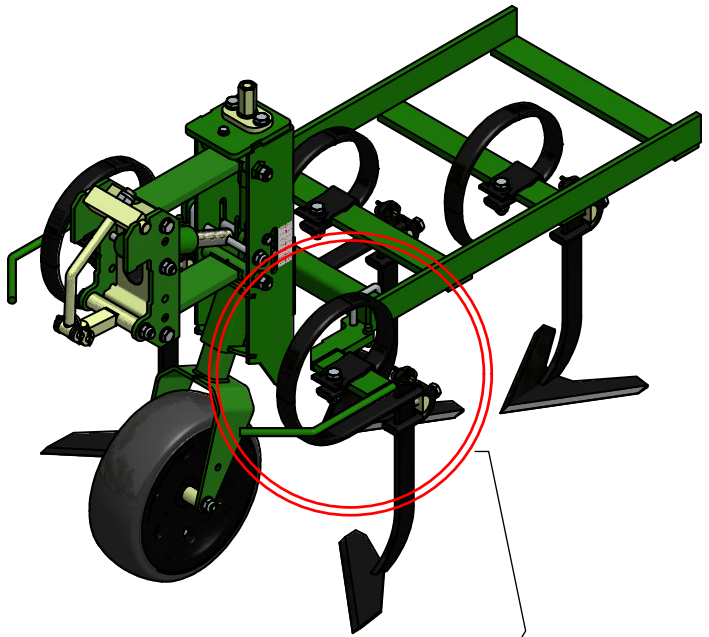
M12x55 BOLT IN DISC HUB WILL NEED TO BE REPLACED WITH M12x70, WHEN FITTING DEFLECTORS.

M6 WASHERS ARE REMOVED WHEN FITTING DEFLECTORS, 3 OFF FROM THIS FACE.

**ROBOCROP SIDE DISC LEAF DEFLECTORS**

<b>ITEM No.</b>	<b>DESCRIPTION</b>	<b>PART No.</b>	<b>QUANTITY</b>
<b>1</b>	<b>RH SIDE DISC LEAF DEFLECTOR</b>	<b>10531.01</b>	<b>1</b>
<b>2</b>	<b>LH SIDE DISC LEAF DEFLECTOR</b>	<b>10528.01</b>	<b>1</b>
<b>3</b>	<b>M12 THIN WASHER BZP</b>		<b>2</b>
<b>4</b>	<b>M12x40 BOLT BZP</b>		<b>1</b>
<b>5</b>	<b>M12 NYLOC NUT BZP</b>		<b>1</b>

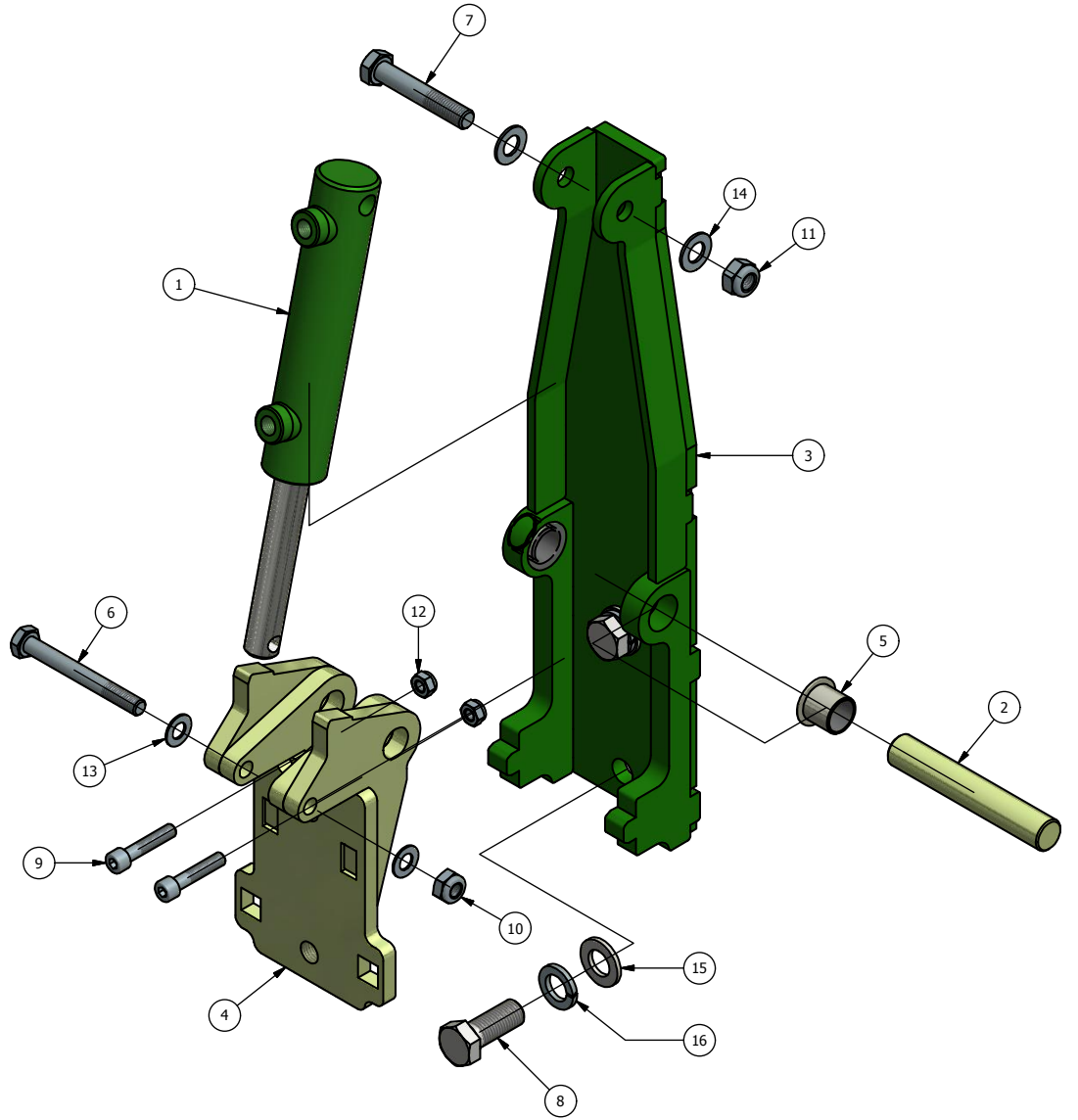

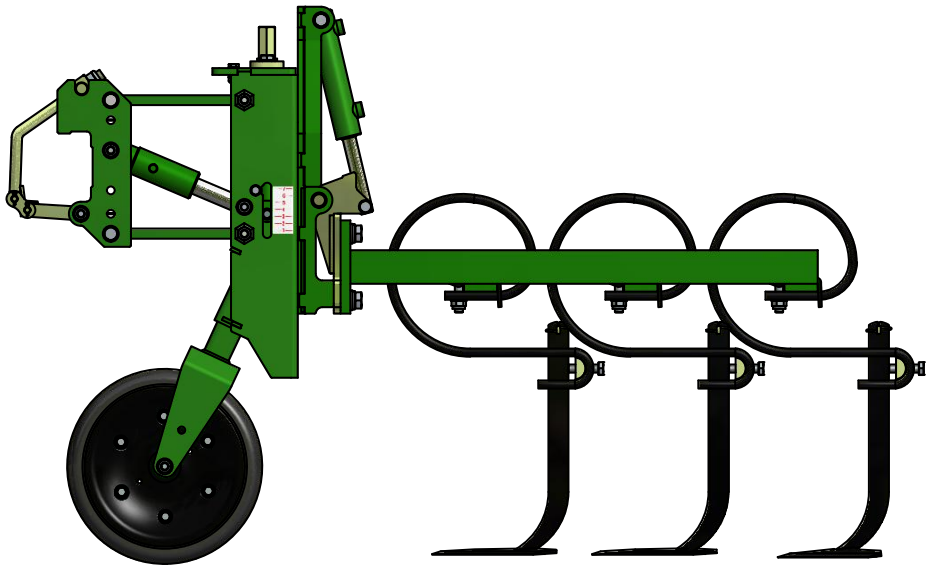
**QTY'S APPLICABLE PER SIDE DISC ASSEMBLY**



**ROBOCROP MAIZE WINGS**

<b>ITEM No.</b>	<b>DESCRIPTION</b>	<b>PART No.</b>	<b>QUANTITY</b>
<b>1</b>	<b>MAIZE WING</b>	<b>8660.03</b>	<b>2</b>
<b>2</b>	<b>U-BOLT 40x40 BZP</b>	<b>5450.00</b>	<b>2</b>
<b>3</b>	<b>M10 FLAT WASHER BZP</b>		<b>4</b>
<b>4</b>	<b>M10 NYLOC NUT BZP</b>		<b>4</b>

**QTY'S ARE PER TINE FRAME ASSEMBLY**



## ROBOCROP TINE FRAME RAISER

<b>ITEM No.</b>	<b>DESCRIPTION</b>	<b>PART No.</b>	<b>QUANTITY</b>
1	HYDRAULIC RAM	10190.00	1
2	PIN	10193.00	1
3	RAISER BRACKET HOUSING	10194.00	1
4	RAISER BRACKET	10195.00	1
5	BUSH	8185.02	2
6	M10x90 BOLT BZP		1
7	M12x70 BOLT BZP		1
8	M16x40 BOLT BZP		2
9	M8x40 SOCKET CAP SCREW BZP		2
10	M10 NYLOC NUT BZP		1
11	M12 NYLOC NUT BZP		9
12	M8 NYLOC NUT BZP		2
13	M10 THIN WASHER BZP		2
14	M12 THIN WASHER BZP		2
15	M16 THIN WASHER BZP		2
16	M16 SPRING WASHER BZP		2



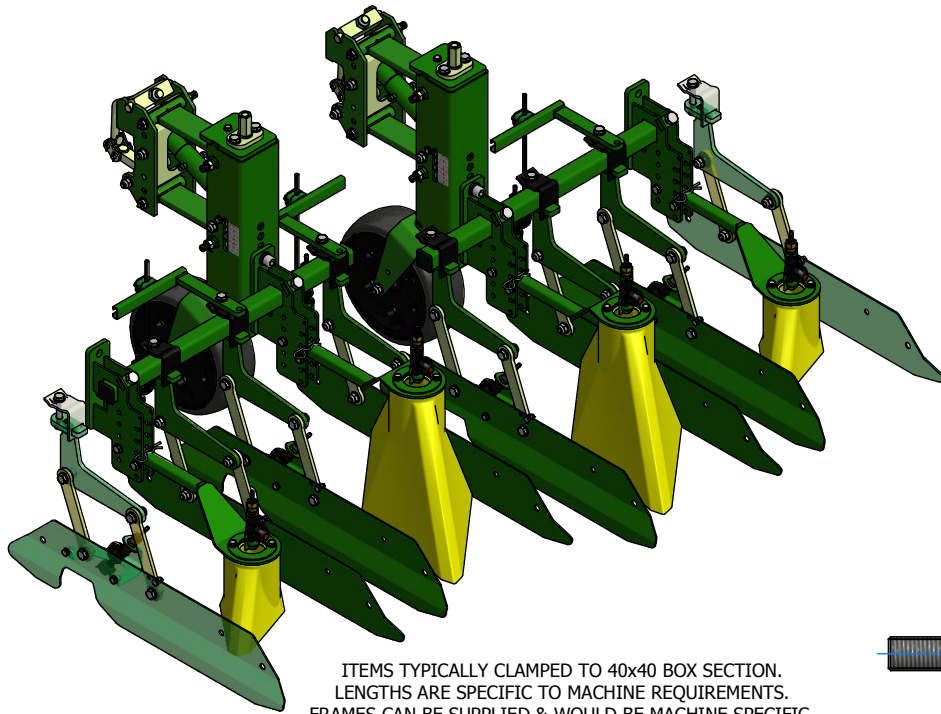
# **HOODED / BAND SPRAYER & SPRAY TANK**

## **CONTENTS**

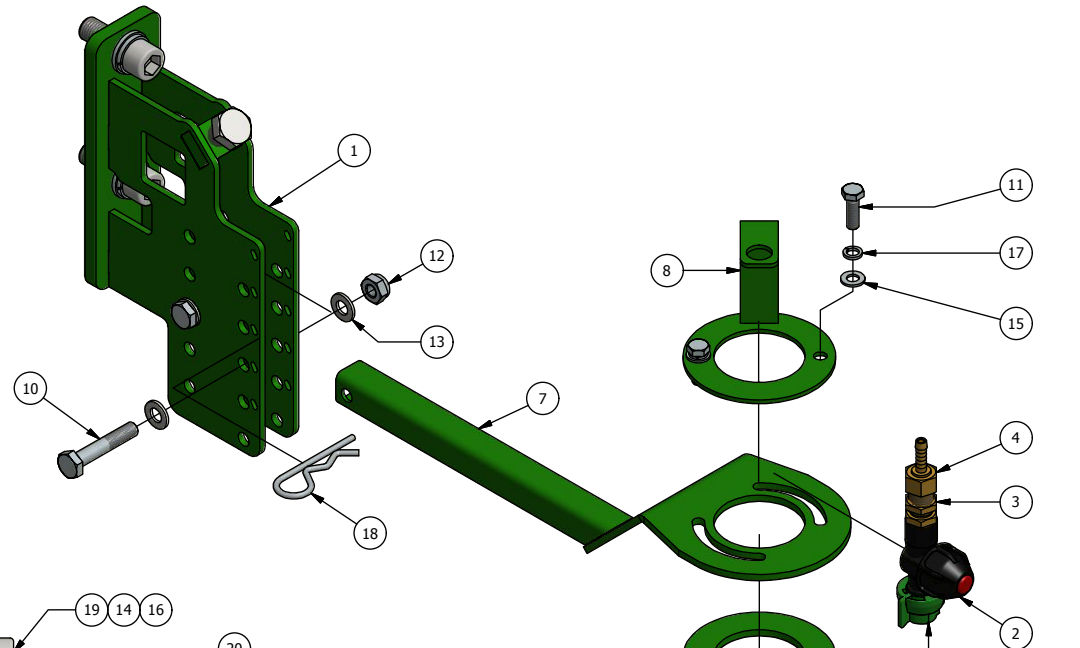
	<b>PAGE</b>
<b>ROBOCROP HOODED SPRAYER PARTS</b>	<b>1-2</b>
<b>ROBOCROP BAND SPRAYER KIT PARTS</b>	<b>3-4</b>
<b>ROBOCROP BAND SPRAYER KIT PARTS – ALTERNATIVE KIT</b>	<b>5-6</b>
<b>ROBOCROP SPRAY TANK, MOUNT FRAMES &amp; LADDERS</b>	<b>7-8</b>
<b>ROBOCROP COMPACT HOODED SPRAYER BRACKET ASSEMBLY</b>	<b>9-10</b>
<b>ROBOCROP HOODED SPRAYER CROP PROTECTION SHIELDS</b>	<b>11-12</b>

**<CLICK> TO RETURN TO MAIN SUB SECTION CONTENTS PAGE**

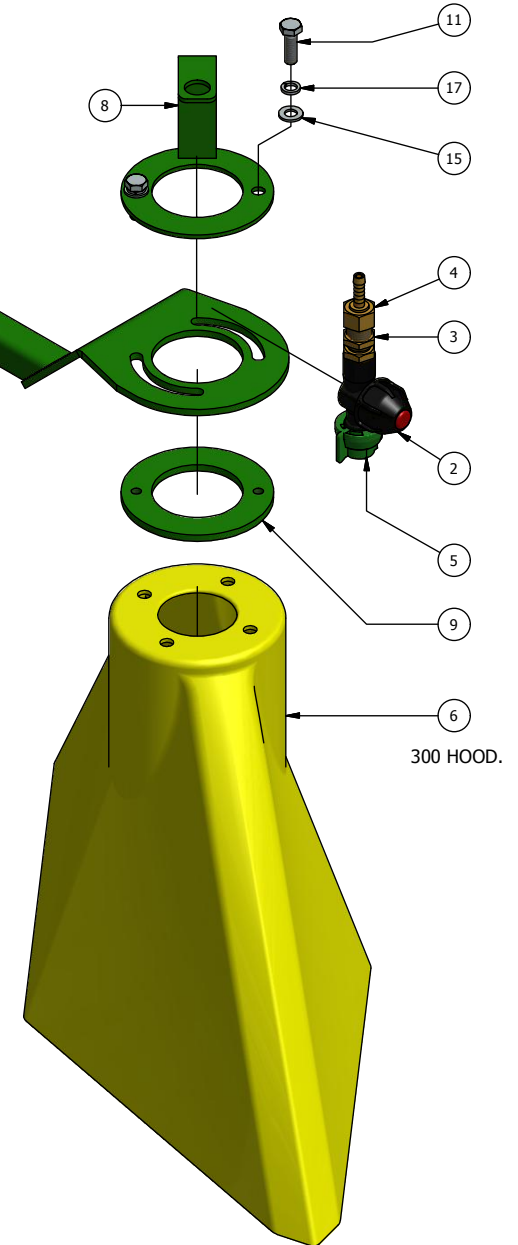
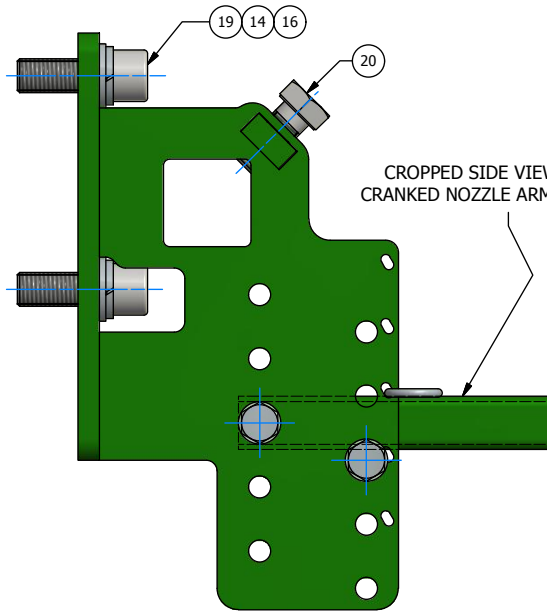
TYPICAL LAYOUT OF HOODED & BAND SPRAYER ITEMS.



ITEMS TYPICALLY CLAMPED TO 40x40 BOX SECTION.  
LENGTHS ARE SPECIFIC TO MACHINE REQUIREMENTS.  
FRAMES CAN BE SUPPLIED & WOULD BE MACHINE SPECIFIC.

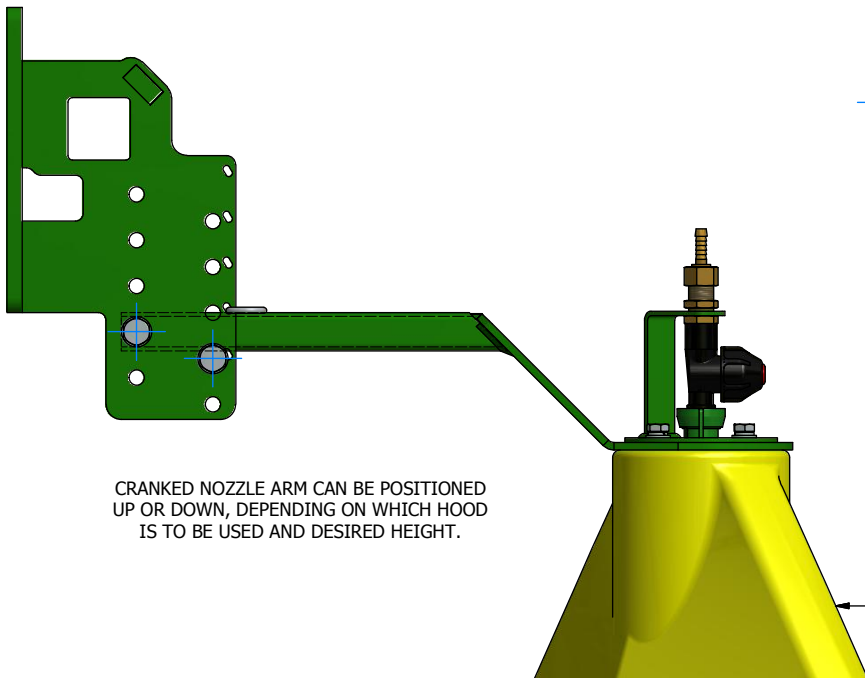


CROPPED SIDE VIEW SHOWING  
CRANKED NOZZLE ARM IN POSITION.



300 HOOD.

1



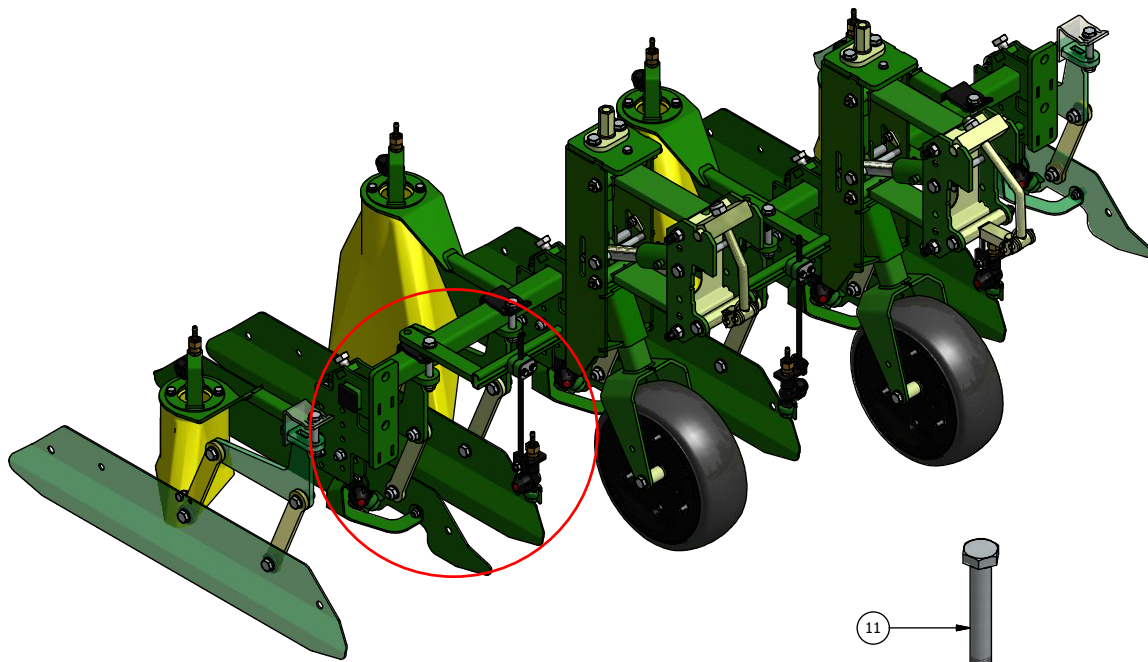
CRANKED NOZZLE ARM CAN BE POSITIONED  
UP OR DOWN, DEPENDING ON WHICH HOOD  
IS TO BE USED AND DESIRED HEIGHT.

150 HOOD

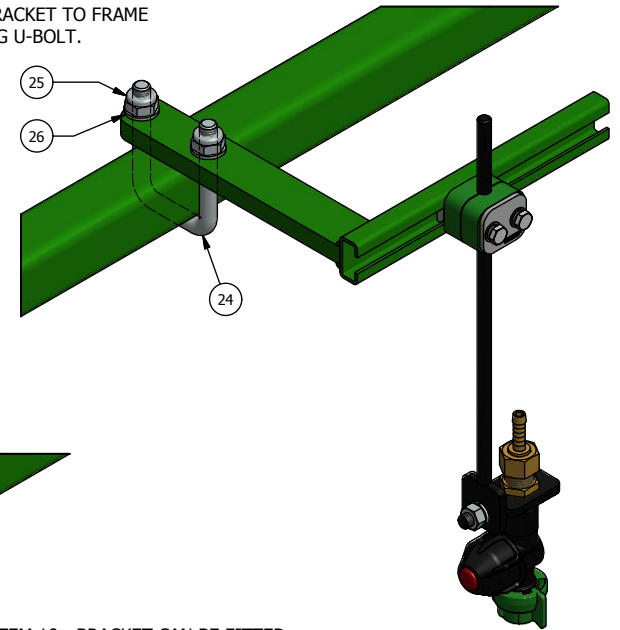
**ROBOCROP HOODED SPRAYER PARTS**

<b>ITEM No.</b>	<b>DESCRIPTION</b>	<b>PART No.</b>	<b>QUANTITY</b>
1	SPRAYER MOUNT BRACKET	9389.01	1
2	NOZZLE BODY	9834.00	1
3	NOZZLE BULK HEAD	9848.00	2
4	NOZZLE HOSE TAIL	9849.00	1
5	NOZZLE CAP	9850.00	1
6	SPRAYER HOOD ( 300 )	9865.00	1
7	CRANKED NOZZLE ARM	9867.01	1
8	NOZZLE HOLDER	9868.00	1
9	CLAMP PLATE	9869.00	1
10	M10x55 BOLT BZP		2
11	M8x25 BOLT BZP		2
12	M10 NYLOC NUT BZP		2
13	M10 WASHER BZP		4
14	M16 WASHER BZP		2
15	M8 WASHER BZP		2
16	M16 SPRING WASHER BZP		2
17	M8 SPRING WASHER BZP		2
18	R-CLIP ( 4mm )		1
19	M16x45 SPOCKET HEAD CAP SCREW BZP		2
20	M16x35 BOLT BZP		1
21	SPRAYER HOOD ( 150 )	9866.00	1

**QUANTITIES OF PARTS ARE MACHINE DEPENDANT. QUANTITY  
SHOWN IS FOR ONE BRACKET ASSEMBLY.**



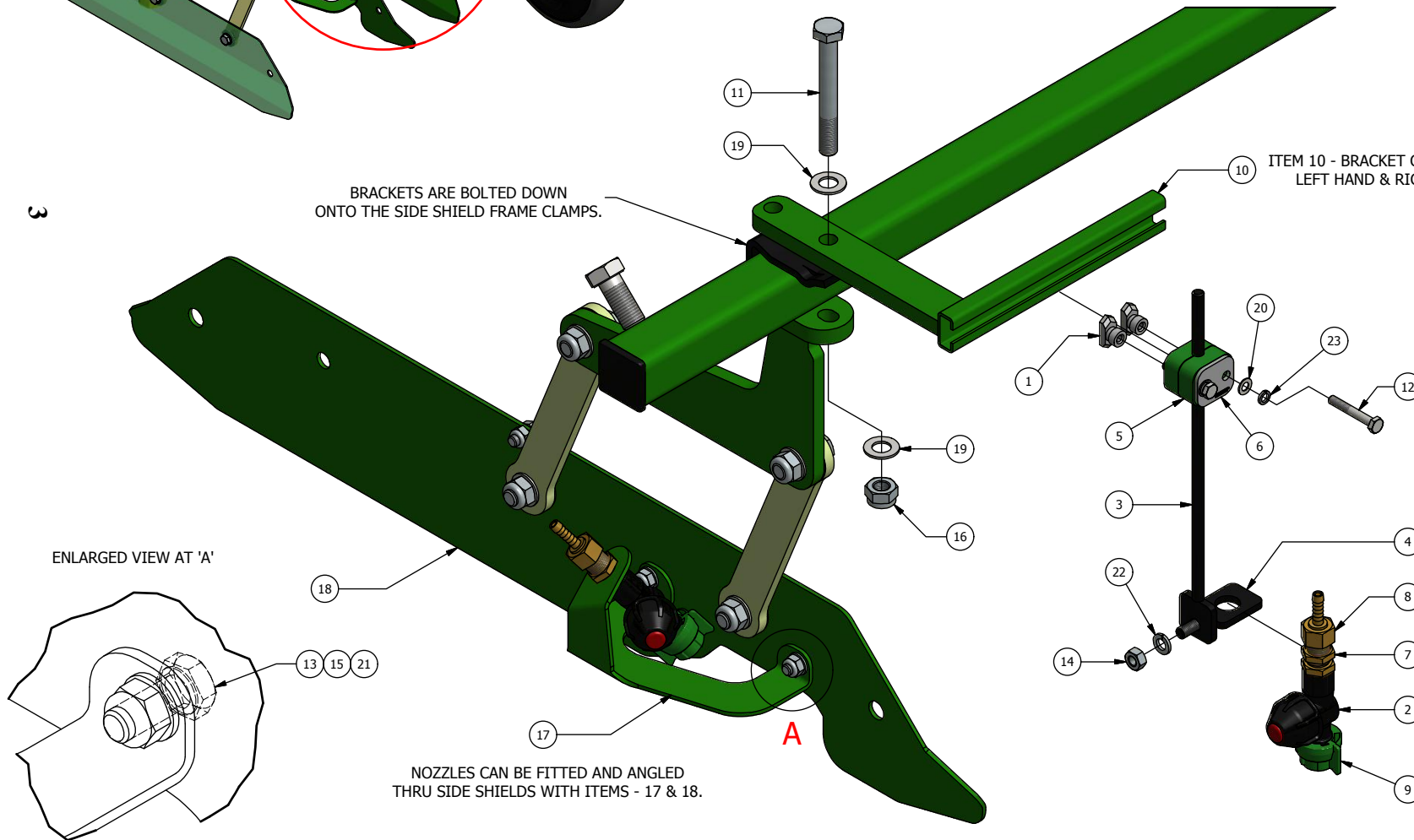
ALTERNATIVE METHOD OF CLAMPING BRACKET TO FRAME USING U-BOLT.



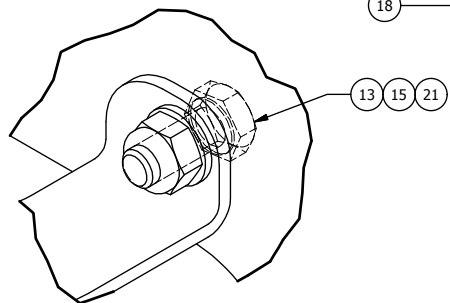
3

BRACKETS ARE BOLTED DOWN ONTO THE SIDE SHIELD FRAME CLAMPS.

ITEM 10 - BRACKET CAN BE FITTED LEFT HAND & RIGHT HAND.



ENLARGED VIEW AT 'A'



NOZZLES CAN BE FITTED AND ANGLED THRU SIDE SHIELDS WITH ITEMS - 17 & 18.

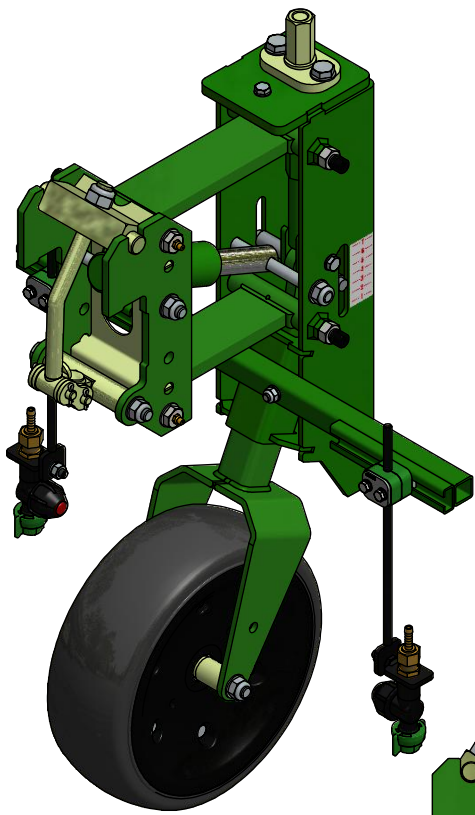
**ROBOCROP BAND SPRAYER KIT PARTS**

<b>ITEM No.</b>	<b>DESCRIPTION</b>	<b>PART No.</b>	<b>QUANTITY</b>
1	RAIL NUT	5982.00	2
2	NOZZLE BODY	9834.00	1
3	NOZZLE DROP BRACKET	9844.00	1
4	NOZZLE HOLDER	9845.00	1
5	PIPE CLAMP	9846.00	1
6	PIPE CLAMP COVER	9847.00	1
7	NOZZLE BULK HEAD	9848.00	2
8	NOZZLE HOSE TAIL	9849.00	1
9	NOZZLE CAP	9850.00	1
10	BRACKET	9899.00	1
11	M12x1.5 – x 95 BOLT BZP		1
12	M6x40 BOLT BZP		2
13	M8x20 BOLT BZP ( SIDE SHIELD ONLY )		2
14	M8 NUT BZP		1
15	M8 NYLOC NUT BZP ( SIDE SHIELD ONLY )		2
16	M12 NYLOC NUT BZP)		1
17	NOZZLE SIDE SHIELD MOUNT	SPC1203.00	1
18	SIDE SHIELD	SPC1204.00	1
19	M12 THIN WASHER BZP		2
20	M6 WASHER BZP		2
21	M8 WASHER BZP ( SIDE SHIELD ONLY )		2
22	M8 SPRING WASHER BZP		1
23	M6 SPRING WASHER BZP		2
24	U-BOLT BZP	5450.00	1
25	M10 NYLOC NUT BZP		2
26	M10 WASHER BZP		2

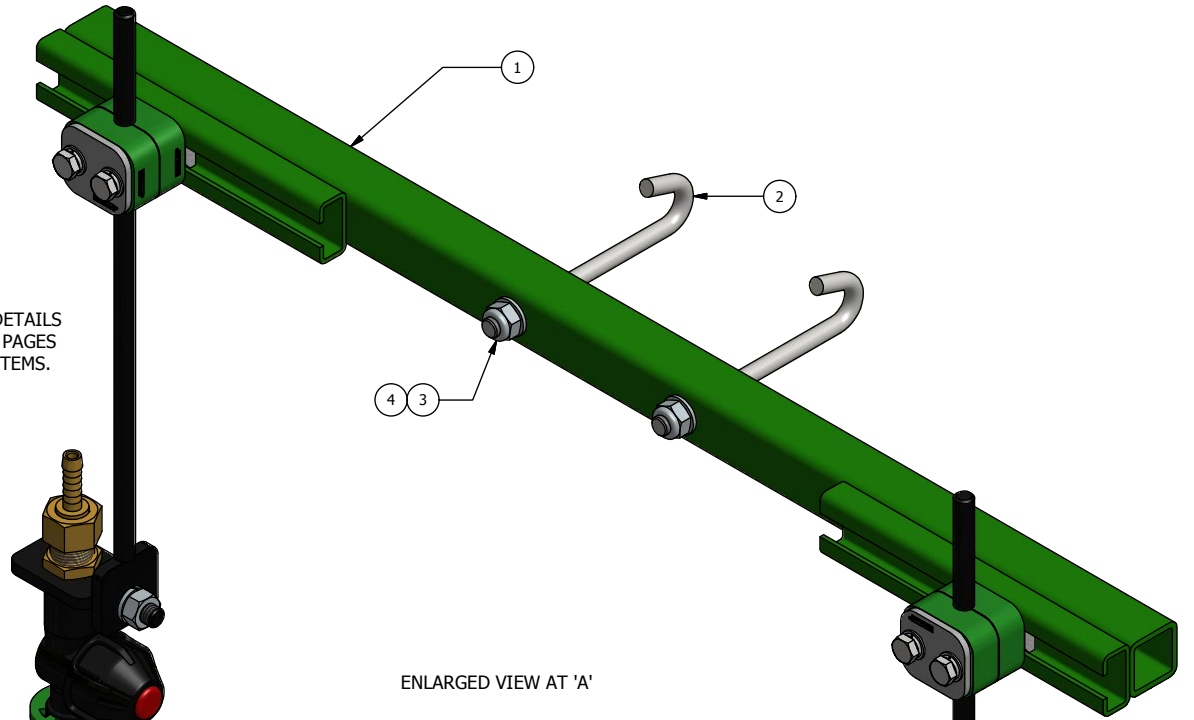
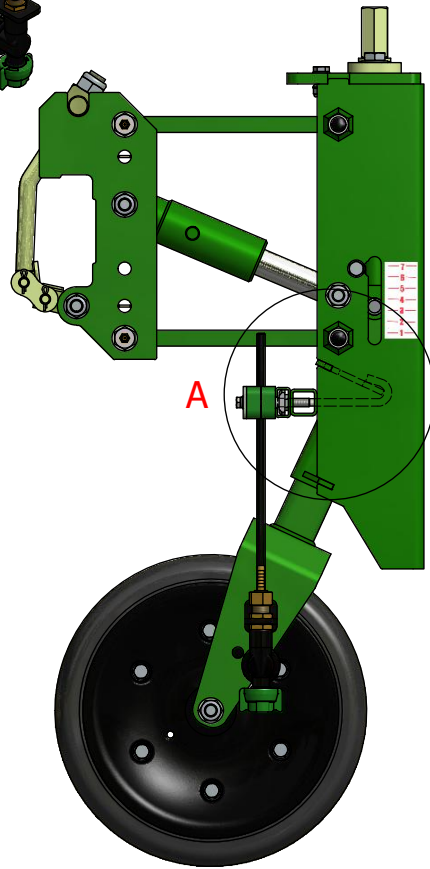
**NOTE SIDE SHIELD PARTS & QUANTATIES ARE ONLY APPLICABLE IF NOZZLES ARE FITTED TO THE SIDE SHIELD.**

**QUANTITIES OF PARTS ARE MACHINE DEPENDANT. QUANTITY SHOWN IS FOR ONE BRACKET ASSEMBLY.**

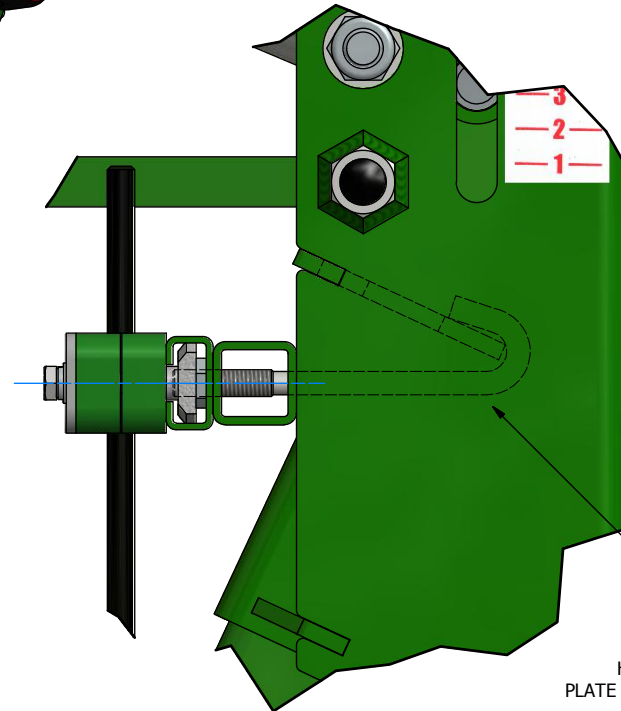
5



ALL OTHER PART NUMBERS / DETAILS  
CAN BE FOUND ON PREVIOUS PAGES  
REGARDING BAND SPRAYER ITEMS.



ENLARGED VIEW AT 'A'



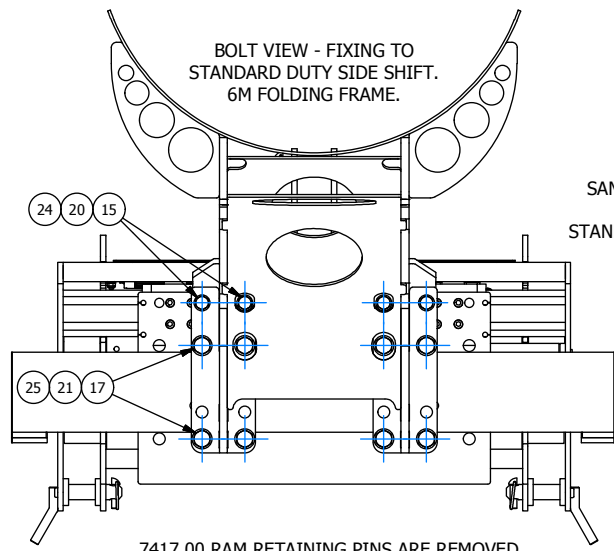
HOOK BOLTS ATTATCH ONTO  
PLATE WITHIN ADJUSTABLE WHEEL UNIT.

**ROBOCROP BAND SPRAYER KIT PARTS**  
**ALTERNATIVE KIT**

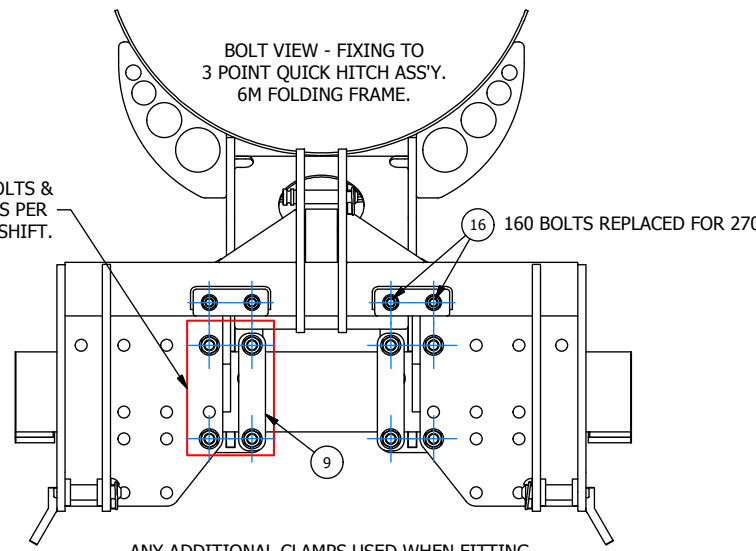
<b>ITEM No.</b>	<b>DESCRIPTION</b>	<b>PART No.</b>	<b>QUANTITY</b>
<b>1</b>	<b>MOUNTING BRACKET</b>	<b>10617.00</b>	<b>1</b>
<b>2</b>	<b>HOOK BOLT</b>	<b>9851.00</b>	<b>2</b>
<b>3</b>	<b>M8 NYLOC NUT BZP</b>		<b>2</b>
<b>4</b>	<b>M8 FLAT WASHER BZP</b>		<b>2</b>

**QUANTITIES OF PARTS ARE MACHINE DEPENDANT. QUANTITY  
SHOWN IS FOR ONE BRACKET ASSEMBLY.**





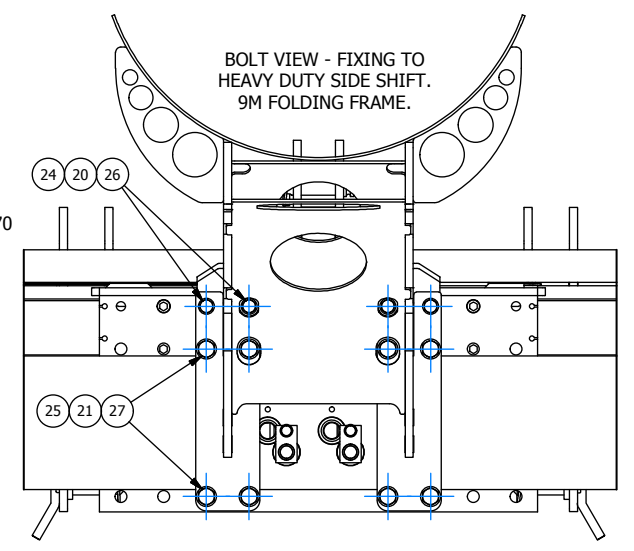
BOLT VIEW - FIXING TO  
STANDARD DUTY SIDE SHIFT.  
6M FOLDING FRAME.



BOLT VIEW - FIXING TO  
3 POINT QUICK HITCH ASS'Y.  
6M FOLDING FRAME.

SAME NUTS, BOLTS &  
WASHERS AS PER  
STANDARD SIDE SHIFT.

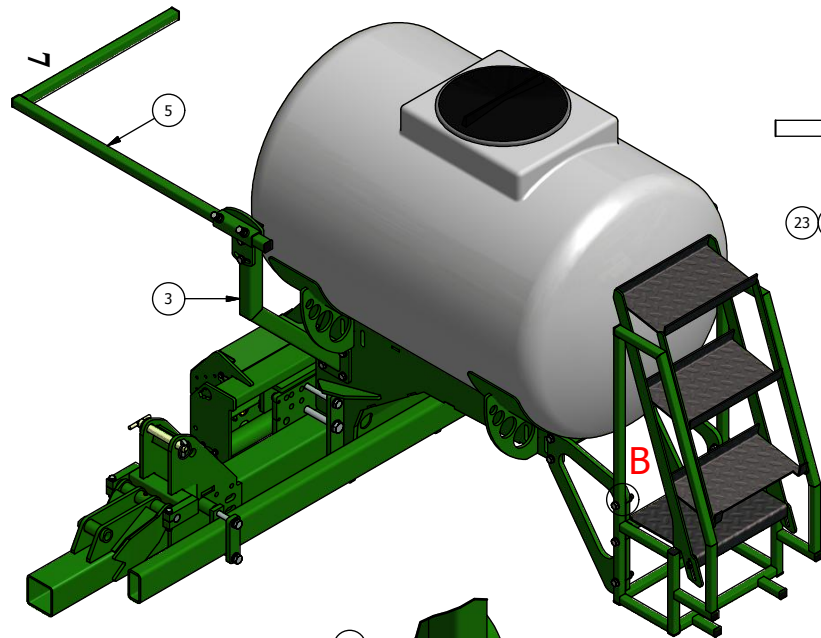
160 BOLTS REPLACED FOR 270



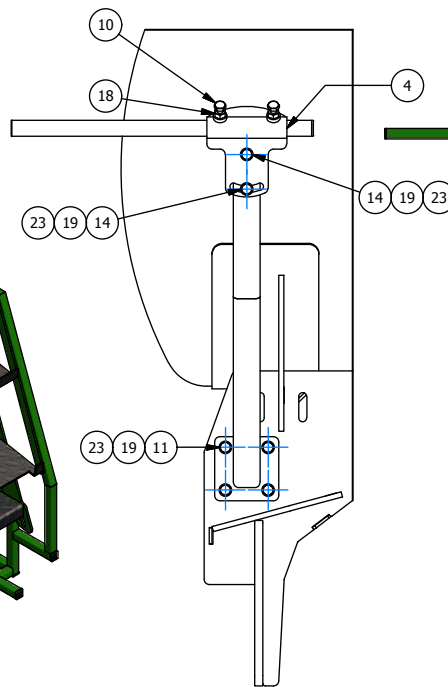
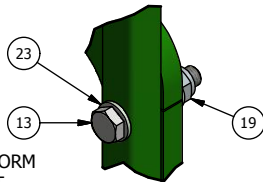
BOLT VIEW - FIXING TO  
HEAVY DUTY SIDE SHIFT.  
9M FOLDING FRAME.

7417.00 RAM RETAINING PINS ARE REMOVED  
FROM 6M FOLDING FRAME AND REPLACED BY  
25Ø PINS, WHEN SPRAY TANK MOUNTS ARE FITTED.

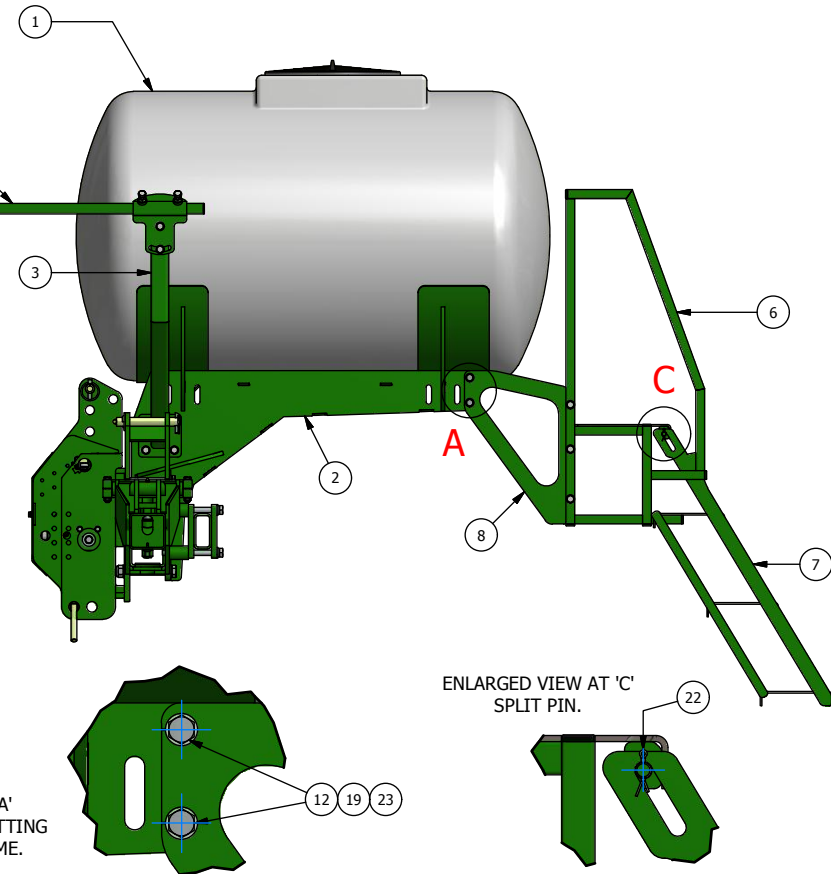
ANY ADDITIONAL CLAMPS USED WHEN FITTING  
TO STANDARD SIDE SHIFT, 3 POINT HITCH OR HEAVY  
DUTY SIDE SHIFT WOULD BE MACHINE SPECIFIC.



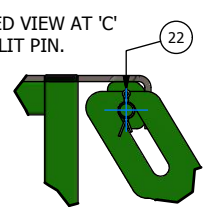
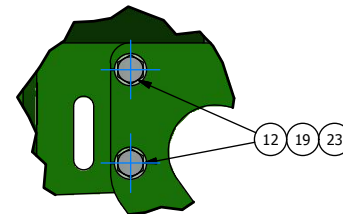
ENLARGED VIEW AT 'B'  
BOLTS FOR FITTING LADDER PLATFORM  
TO LADDER MOUNTING BRACKET.



ENLARGED VIEW AT 'A'  
BOLTS REQUIRED FOR FITTING  
LADDER TO TANK FRAME.



ENLARGED VIEW AT 'C'  
SPLIT PIN.

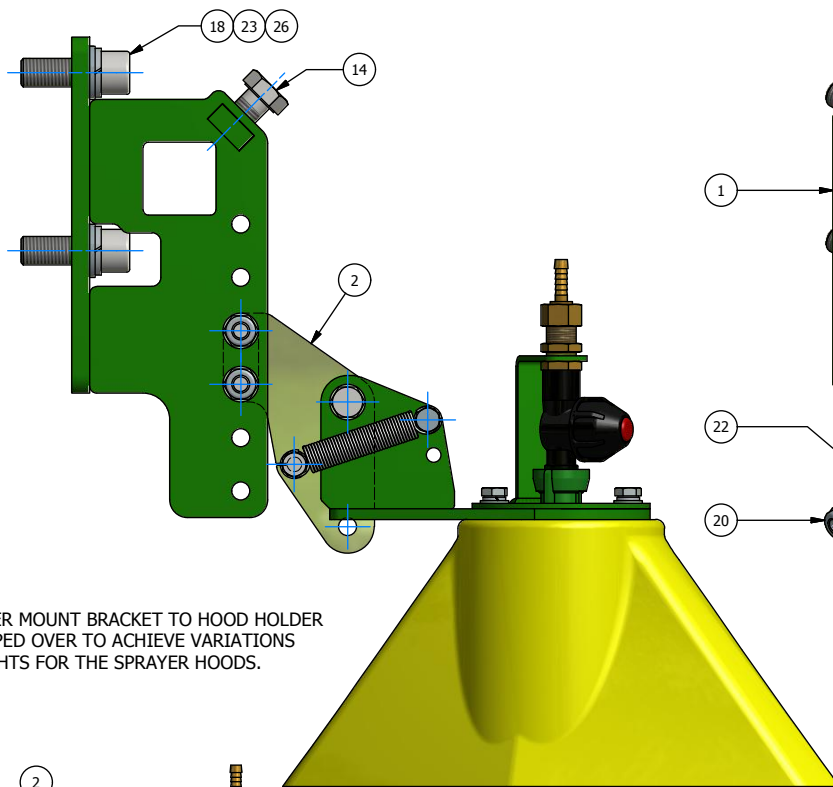




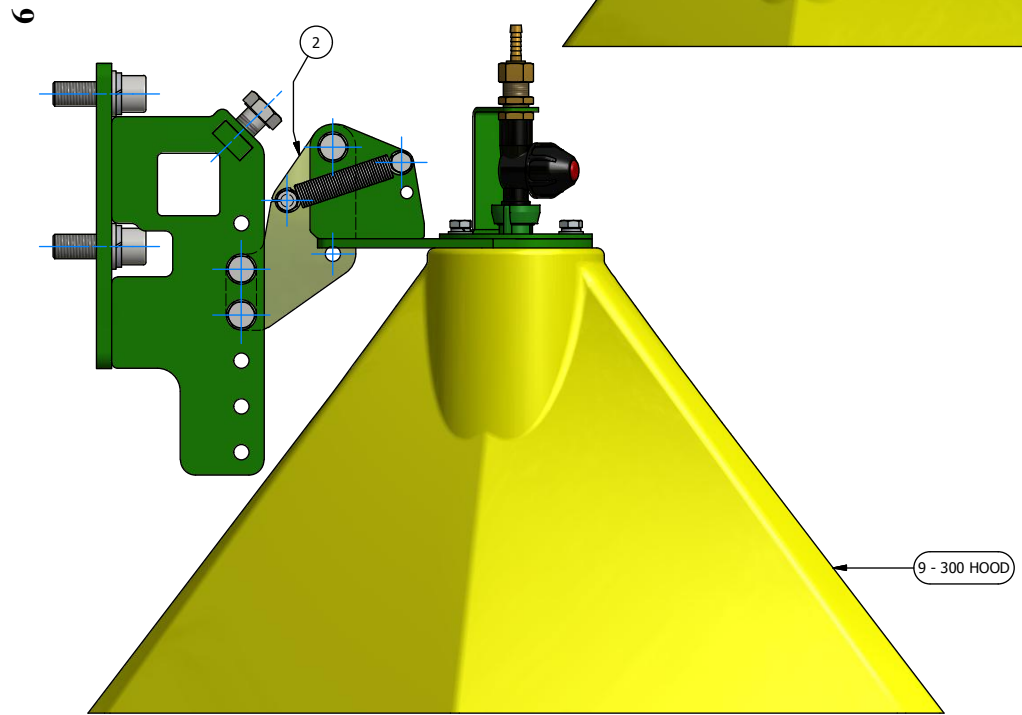
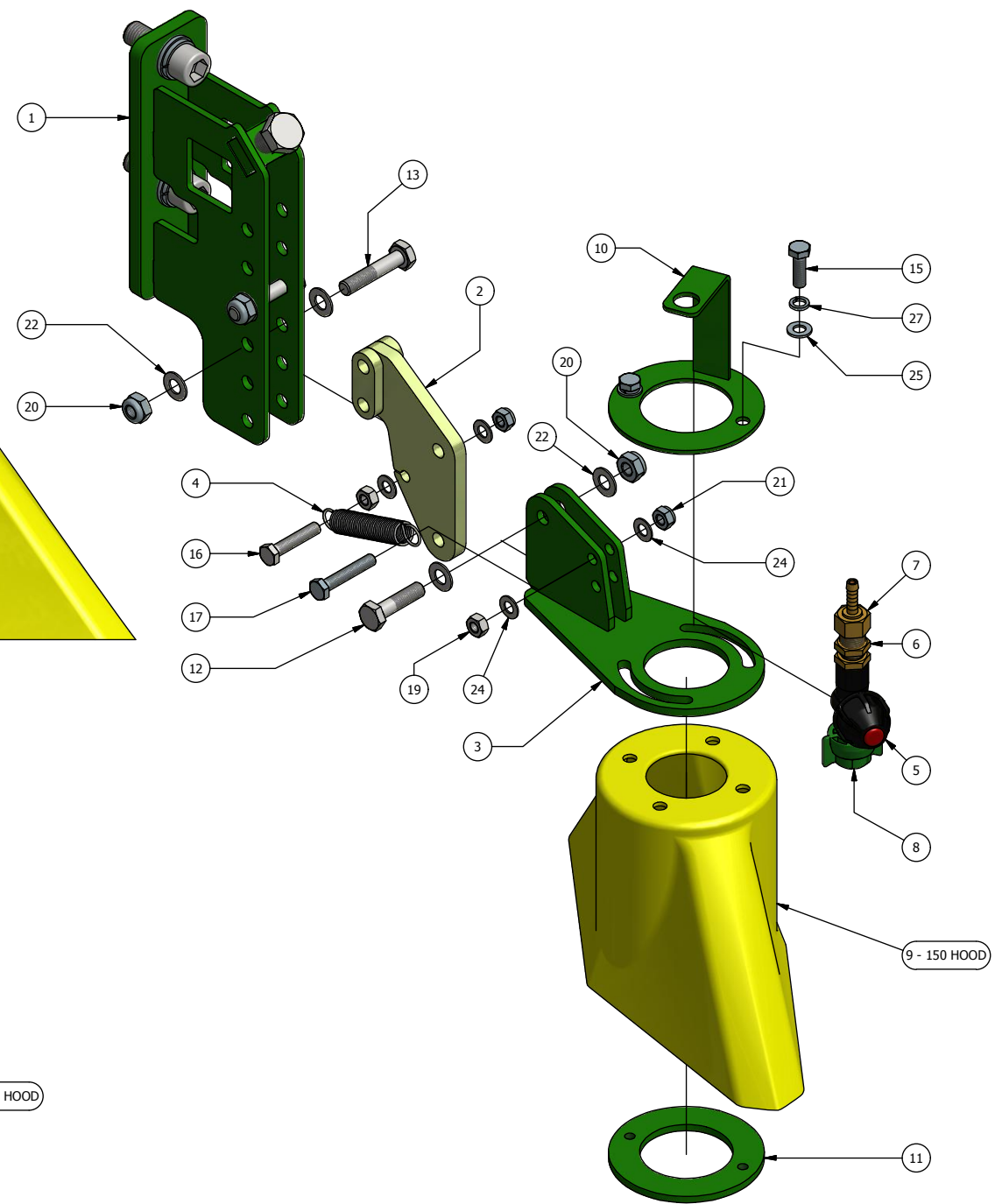
**ROBOCROP SPRAY TANK MOUNTING FRAMES & LADDER ASSEMBLY**

<b>ITEM No.</b>	<b>DESCRIPTION</b>	<b>PART No.</b>	<b>QUANTITY</b>
1	SPRAY TANK – 600L	10624.00	1
	SPRAY TANK – 300L	10680.00	1
2	SPRAY TANK MOUNTING FRAME – 600L	10625.03	1
	SPRAY TANK MOUNTING FRAME – 300L	10681.02	1
	SPRAY TANK MOUNTING FRAME – 600L (9M)	10774.03	1
3	SPRAY TANK CONTROLS FIXING BRACKET	10777.00	1
4	ROTATING BRACKET	10778.00	1
5	SLIDING ARM	10779.00	1
6	LADDER PLATFORM	10805.00	1
7	FOLDING LADDER STEPS	10806.01	1
8	LADDER FIXING BRACKET	10807.00	1
9	CLAMP PLATE	8078.01	2
10	M12x35 BOLT BZP		2
11	M12x45 BOLT BZP		4
12	M12x55 BOLT BZP		4
13	M12x65 BOLT BZP		6
14	M12x80 BOLT BZP		2
15	M16x160 BOLT BZP		4
16	M16x270 BOLT BZP		4
17	M20x170 BOLT BZP		8
18	M12 NUT BZP		2
19	M12 NYLOC NUT BZP		16
20	M16 NYLOC NUT BZP		4
21	M20 NYLOC NUT BZP		8
22	SPLIT PIN		2
23	M12 WASHER BZP		32
24	M16 WASHER BZP		8
25	M20 WASHER BZP		16
26	M16x220 BOLT BZP		4
27	M20x220 BOLT BZP		8

**NOTE:- BOLT SELECTION WILL BE DEPENDANDT UPON FITTING TO STANDARD DUTY SIDE SHIFT, QUICK HITCH OR HEAVY DUTY SIDE SHIFT. DRAWING ON OPPOSITE PAGE DEPICTS ARRANGEMENTS.**



ITEM 2 - SPRAYER MOUNT BRACKET TO HOOD HOLDER  
 CAN BE FLIPPED OVER TO ACHIEVE VARIATIONS  
 ON HEIGHTS FOR THE SPRAYER HOODS.

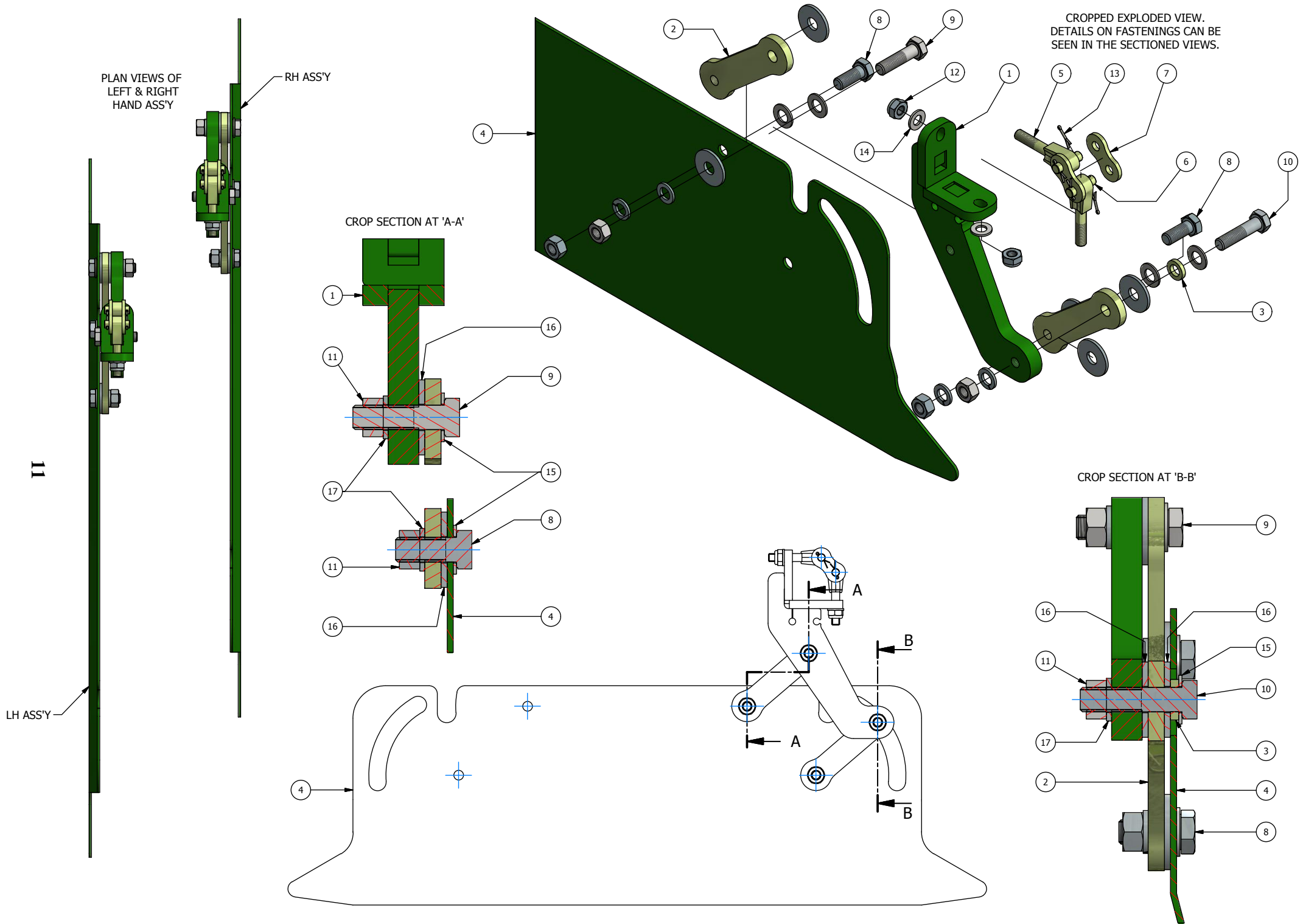


6

**ROBOCROP COMPACT HOODED SPRAYER BRACKET ASSEMBLY**

<b>ITEM No.</b>	<b>DESCRIPTION</b>	<b>PART No.</b>	<b>QUANTITY</b>
1	SPRAYER MOUNT BRACKET	10784.00	1
2	SPRAYER BRACKET TO HOOD HOLDER	10785.00	1
3	HOOD HOLDER	10786.00	1
4	EXTENSION SPRING	8206.00	1
5	NOZZLE BODY	9834.00	1
6	NOZZLE BULK HEAD	9848.00	1
7	NOZZLE HOSE TAIL	9849.00	1
8	NOZZLE CAP	9850.00	1
9	SPRAYER HOOD – 150	9866.00	1
	SPRAYER HOOD – 300	9865.00	1
10	NOZZLE HOLDER	9868.00	1
11	CLAMP PLATE	9869.00	1
12	M10x40 BOLT BZP		1
13	M10x50 BOLT BZP		2
14	M16x35 BOLT/SET SCREW BZP		1
15	M8x25 BOLT/SET SCREW BZP		2
16	M8x35 BOLT/SET SCREW BZP		1
17	M8x45 BOLT/SET SCREW BZP		1
18	M16x45 SOCKET CAP SET SCREW BZP		2
19	M8 NUT BZP		2
20	M10 NYLOC NUT BZP		3
21	M8 NYLOC NUT		2
22	M10 THIN WASHER BZP		6
23	M16 WASHER BZP		2
24	M8 THIN WASHER BZP		4
25	M8 WASHER BZP		2
26	M16 SPRING WASHER BZP		2
27	M8 SPRING WASHER BZP		2

**QUANTITIES OF PARTS ARE MACHINE DEPENDANT. QUANTITY  
SHOWN IS FOR ONE BRACKET ASSEMBLY.**



**ROBOCROP HOODED SPRAYER CROP PROTECTION SHIELDS**

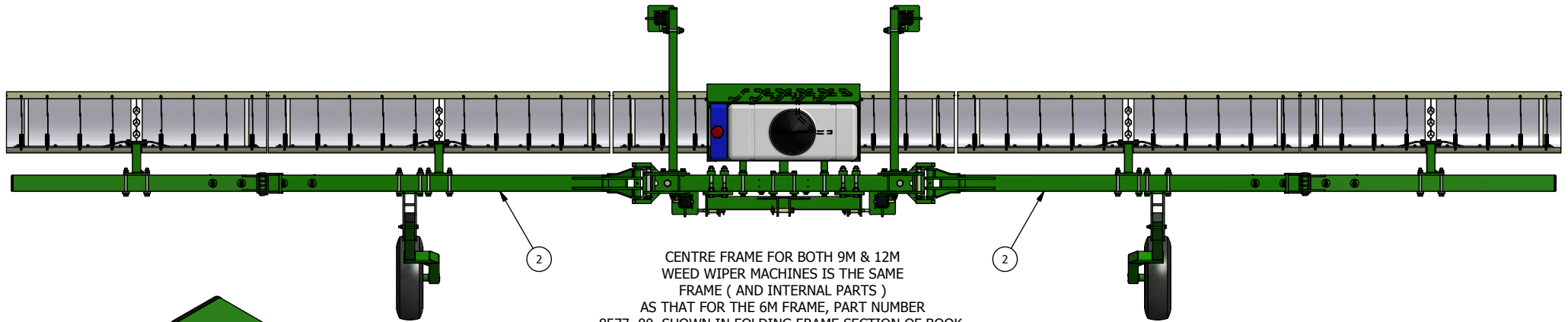
<b>ITEM No.</b>	<b>DESCRIPTION</b>	<b>PART No.</b>	<b>QUANTITY</b>
1	SIDE SHIELD MOUNT BRACKET	10787.00	1
2	SIDE SHIELD PARALLEL LINK	10788.00	2
3	SPACER RING	10789.00	1
4	SIDE SHIELD ( LEFT AND RIGHT HANDED )	10790.00	1
5	EYEBOLT	10864.00	2
6	LEAF CHAIN PIN	10792.00	2
7	CHAIN LINK PLATE	7725.00	2
8	M12x30 BOLT BZP	1161	2
9	M12x45 BOLT BZP		1
10	M12x50 BOLT BZP		1
11	M12 NUT BZP		4
12	M10 NYLOC NUT BZP		2
13	SPLIT PIN – 2MM DIA		2
14	M10 WASHER BZP		2
15	M12 THIN WASHER BZP		4
16	M12 LARGE OD WASHER BZP	9068.00	5
17	M12 SPRING WASHER BZP		4

# **WEED WIPER / WEED FOIL PARTS SECTION**

## **CONTENTS**

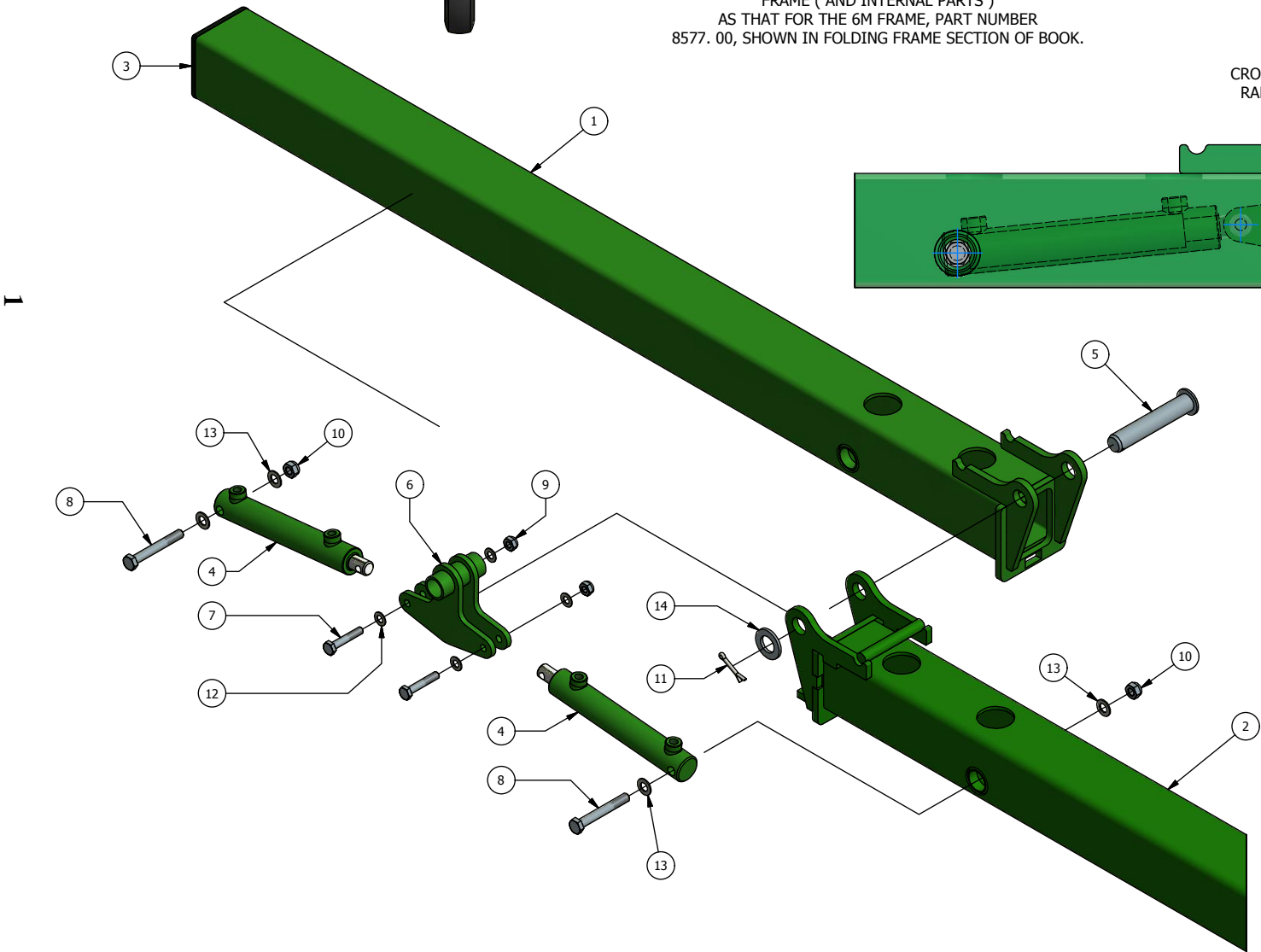
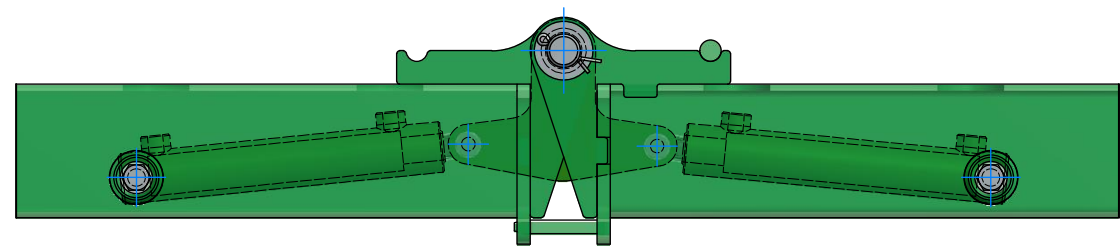
	<b>PAGE</b>
<b>ROBOCROP WEED WIPER WING TIP</b>	<b>1-2</b>
<b>ROBOCROP WEED WIPER WEED FOIL</b>	<b>3-4</b>
<b>ROBOCROP WEED WIPER – TANK, FRAME &amp; FLOW JET PUMPS</b>	<b>5-6</b>
<b>ROBOCROP WEED WIPER LAND WHEEL, SUPPORTS &amp; TANK MOUNTS</b>	<b>7-8</b>
<b>ROBOCROP WEED WIPER PRECISION WHEEL UNIT</b>	<b>9-10</b>

**<CLICK> TO RETURN TO MAIN SUB SECTION CONTENTS PAGE**



CENTRE FRAME FOR BOTH 9M & 12M  
WEED WIPER MACHINES IS THE SAME  
FRAME ( AND INTERNAL PARTS )  
AS THAT FOR THE 6M FRAME, PART NUMBER  
8577. 00, SHOWN IN FOLDING FRAME SECTION OF BOOK.

CROPPED SEE THRU VIEW  
RAMS FITTED IN PLACE.



ALL PARTS SHOWN ARE THE SAME FOR  
THE 9M & 12M WEED WIPER, EXCEPT FOR ITEM 2.

9M - 10225.00 WING  
12M - 10147.00 WING

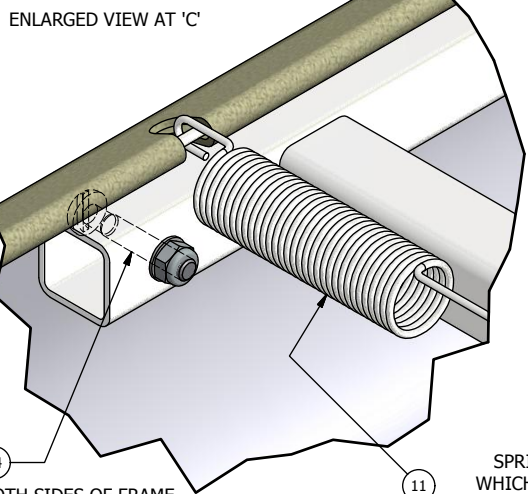
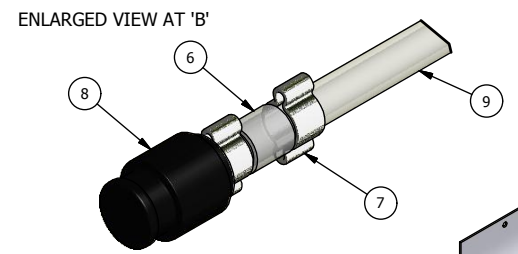
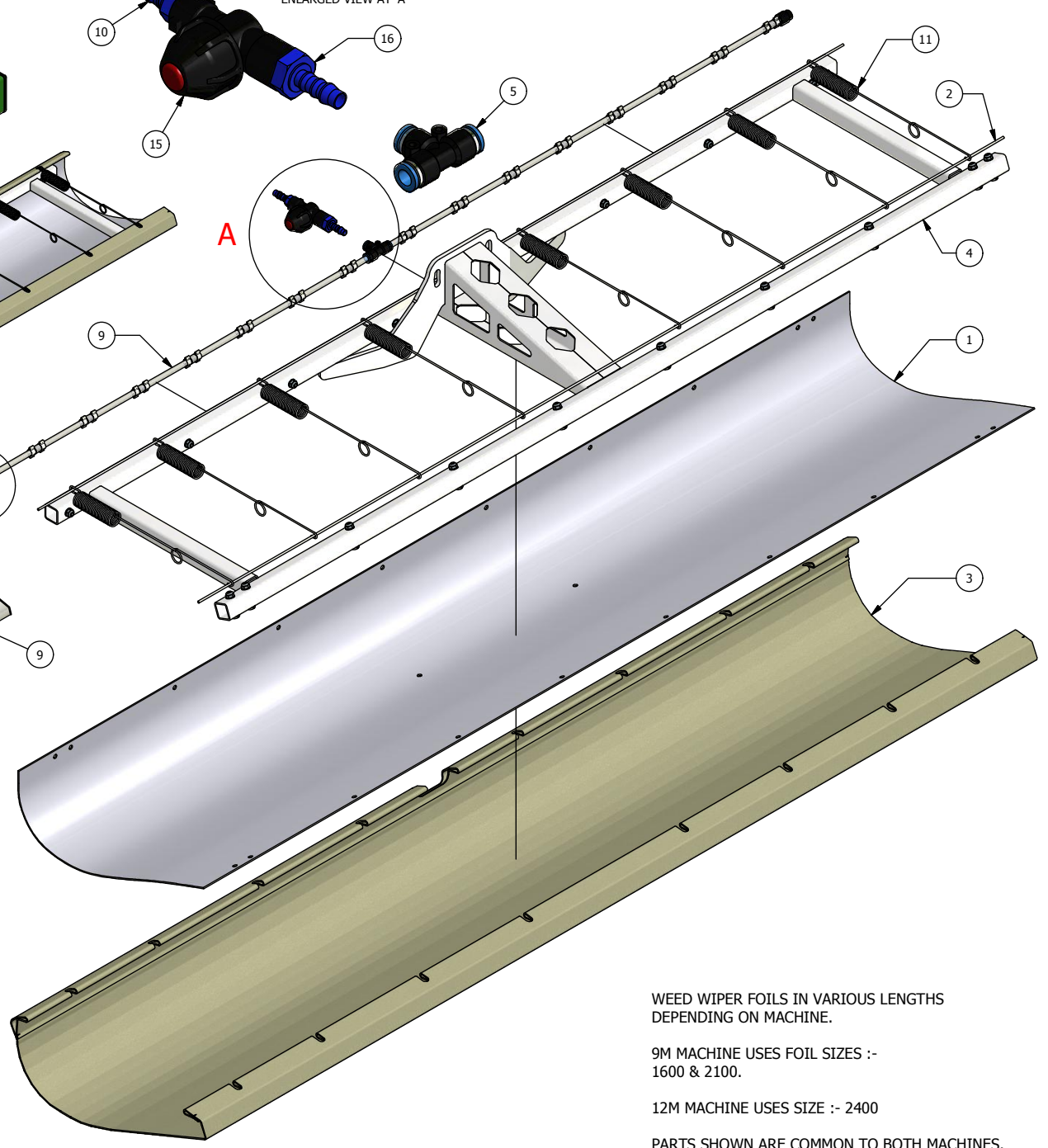
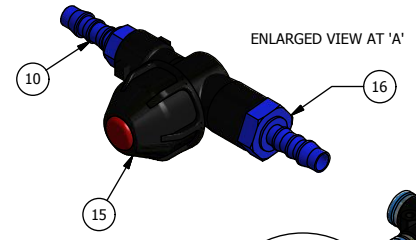
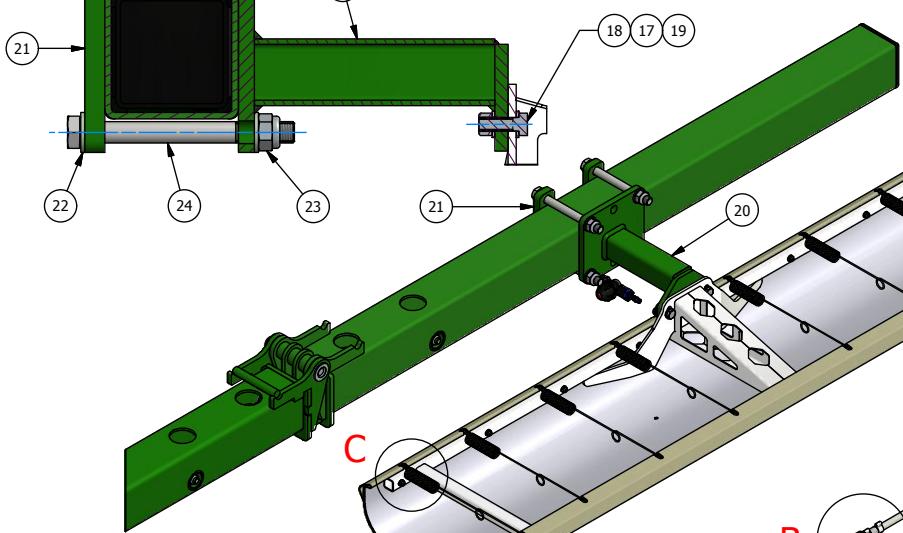
ALL FITTINGS / FASTENINGS REMAIN THE SAME  
AS PER THE 6M FOLDING FRAME, IN THE FOLDING  
FRAME SECTION OF THE BOOK.

**ROBOCROP WEED WIPER – WING TIP**

<b>ITEM No.</b>	<b>DESCRIPTION</b>	<b>PART No.</b>	<b>QUANTITY</b>
1	FOLDING TIP	10148.00	2
2	FOLDING FRAME WING		
	9M	10225.00	2
	12M	10147.00	2
3	END CAP	7455	2
4	HYDRAULIC RAM	8884.00	4
5	PIN	9019.00	2
6	BELL CRANK	9136.00	2
7	M10x55 BOLT BZP		4
8	M12x90 BOLT BZP		4
9	M10 NYLOC NUT BZP		4
10	M12 NYLOC NUT BZP		4
11	SPLIT PIN 5x36		2
12	M10 THIN WASHER BZP		8
13	M12 THIN WASHER BZP		8
14	M24 WASHER BZP		2



SECTION THRU SUPPORT ARM.  
WING SUPPORT ARM SHOWN, CENTRE  
FRAME ARM IS 10142.00



13 12 14  
FITTED BOTH SIDES OF FRAME.  
FITTING PLASTIC FOIL IN PLACE.

SPRING FITTED TO RODS  
WHICH RUN THRU THE WEED  
WIPER PAD, PULLING INTO FRAME.

WEED WIPER FOILS IN VARIOUS LENGTHS  
DEPENDING ON MACHINE.

9M MACHINE USES FOIL SIZES :-  
1600 & 2100.

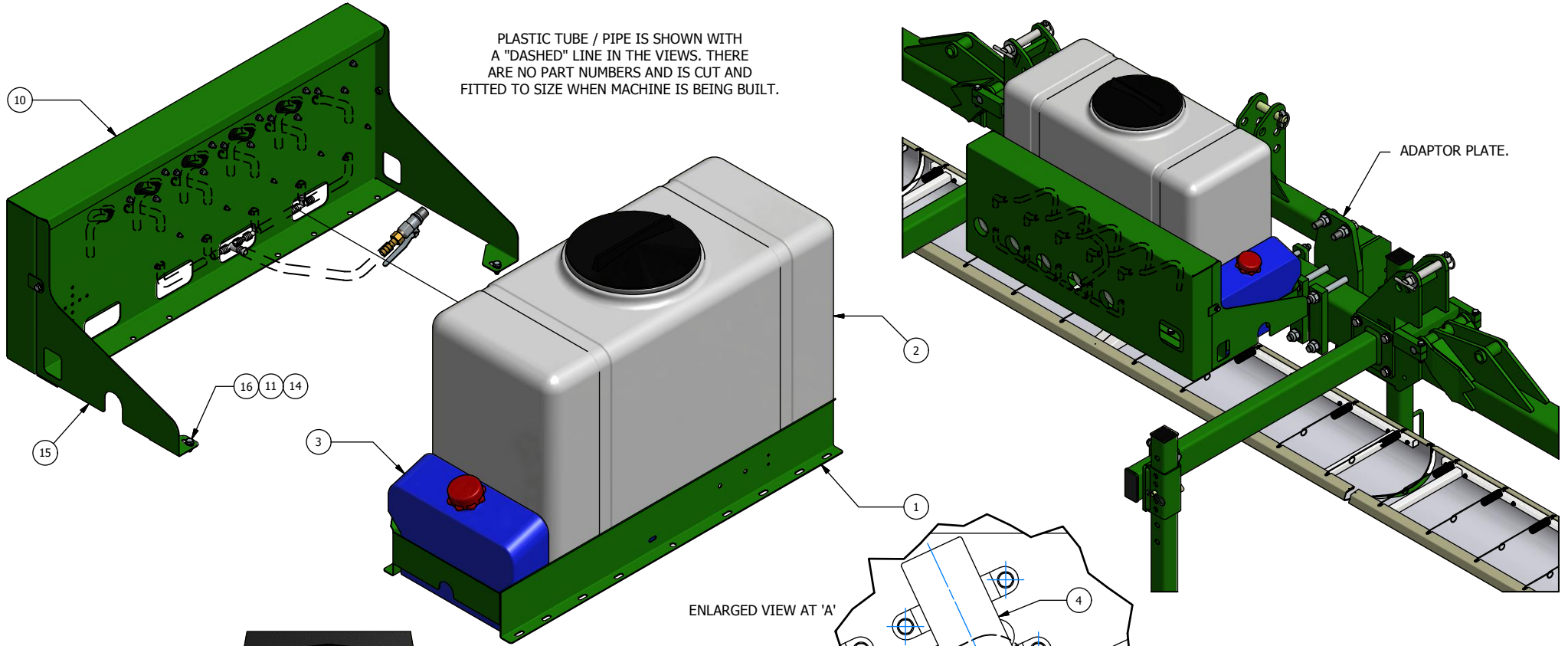
12M MACHINE USES SIZE :- 2400

PARTS SHOWN ARE COMMON TO BOTH MACHINES.

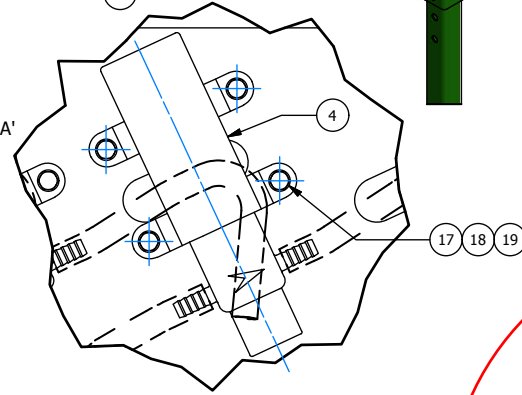
**ROBOCROP WEED WIPER – WEED FOIL**

<b>ITEM No.</b>	<b>DESCRIPTION</b>	<b>PART No.</b>	<b>QUANTITY</b>
1	<b>PLASTIC FOIL</b>		
	9M MACHINE – 1600	9677.00	2
	9M MACHINE - 2100	9669.00	3
	12M MACHINE – 2400	10144.00	5
2	<b>ROD FOR WEED WIPER PAD</b>		
	9M MACHINE – 1600	9689.00	4
	9M MACHINE – 2100	9690.00	6
	12M MACHINE – 2400	10146.00	10
3	<b>WEED WIPER PAD</b>		
	9M MACHINE – 1600	9691.00	2
	9M MACHINE – 2100	9692.00	3
	12M MACHINE – 2400	10145.00	5
4	<b>FOIL FRAME</b>		
	9M MACHINE – 1600	9676.01	2
	9M MACHINE – 2100	9668.01	3
	12M MACHINE – 2400	10143.01	5
5	<b>8mm Q/R TEE ( QTY IS PER FRAME )</b>	9837.00	1
6	<b>SILICON TUBE</b>	10214.00	
	1600 – 16 OFF, 2100 – 20 OFF, 2400 – 24 OFF		
7	<b>O-CLIP</b>	10215.00	
	1600 – 32 OFF, 2100 – 40 OFF, 2400 – 48 OFF		
8	<b>QR-END CAP ( QTY IS PER FRAME )</b>	10211.00	2
9	<b>DISTRIBUTION TUBE</b>		
	9M MACHINE – 1600	10219.00	2
	9M MACHINE – 2100	10217.00	6
	12M MACHINE – 2400	10213.00	10
10	<b>HOSE TAIL ( QTY IS PER FRAME )</b>	10209.00	1
11	<b>SPRING</b>	9688.01	
	1600 – 8 OFF, 2100 – 10 OFF, 2400 – 12 OFF		
12	<b>M6 NYLOC NUT – STAINLESS ( 1600 – 20 OFF, 2100 &amp; 2400 – 24 OFF )</b>		
13	<b>M6 WASHER – STAINLESS ( 1600 – 20 OFF, 2100 &amp; 2400 – 24 OFF )</b>		
14	<b>M6 SLOTTED PAN HEAD SCREW – STAINLESS ( 1600 – 20 OFF, 2100 &amp; 2400 – 24 OFF )</b>		
15	<b>NOZZLE ( QTY IS PER FRAME )</b>	9834.00	1
16	<b>HOSE TAIL ( QTY IS PER FRAME )</b>		1
17	<b>M10 FLAT WASHER BZP</b>		20
18	<b>M10xM10 FLAT WASHER BZP</b>		20
18	<b>M10x30 BOLT BZP</b>		10
19	<b>M10 NYLOC NUT</b>		10
20	<b>SUPPORT ARM ( ON WINGS )</b>	10141.00	4
	<b>SUPPORT ARM ON CENTRE FRAME</b>	10142.00	1
21	<b>CLAMP PLATE ( FOR SUPPORT ARMS )</b>	7405.00	8
22	<b>M16 WASHER BZP</b>		40
23	<b>M16 NYLOC NUT BZP</b>		20
24	<b>M16x160 BOLT BZP</b>		20

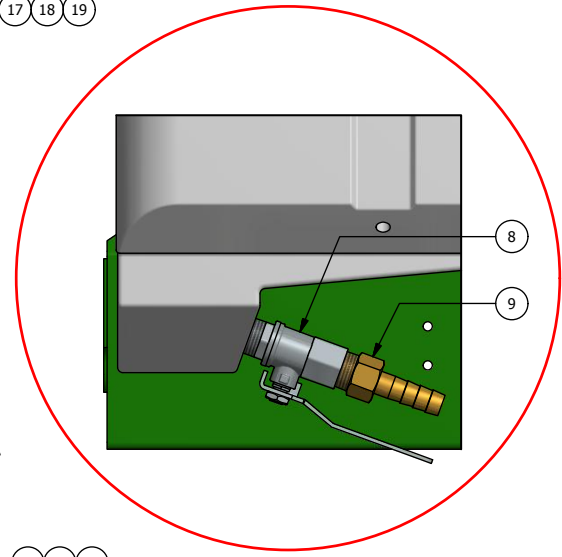
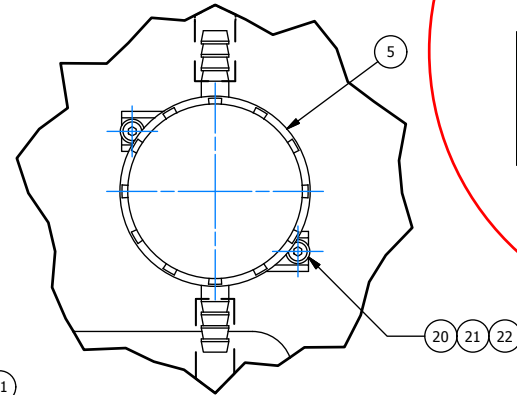
PLASTIC TUBE / PIPE IS SHOWN WITH A "DASHED" LINE IN THE VIEWS. THERE ARE NO PART NUMBERS AND IS CUT AND FITTED TO SIZE WHEN MACHINE IS BEING BUILT.



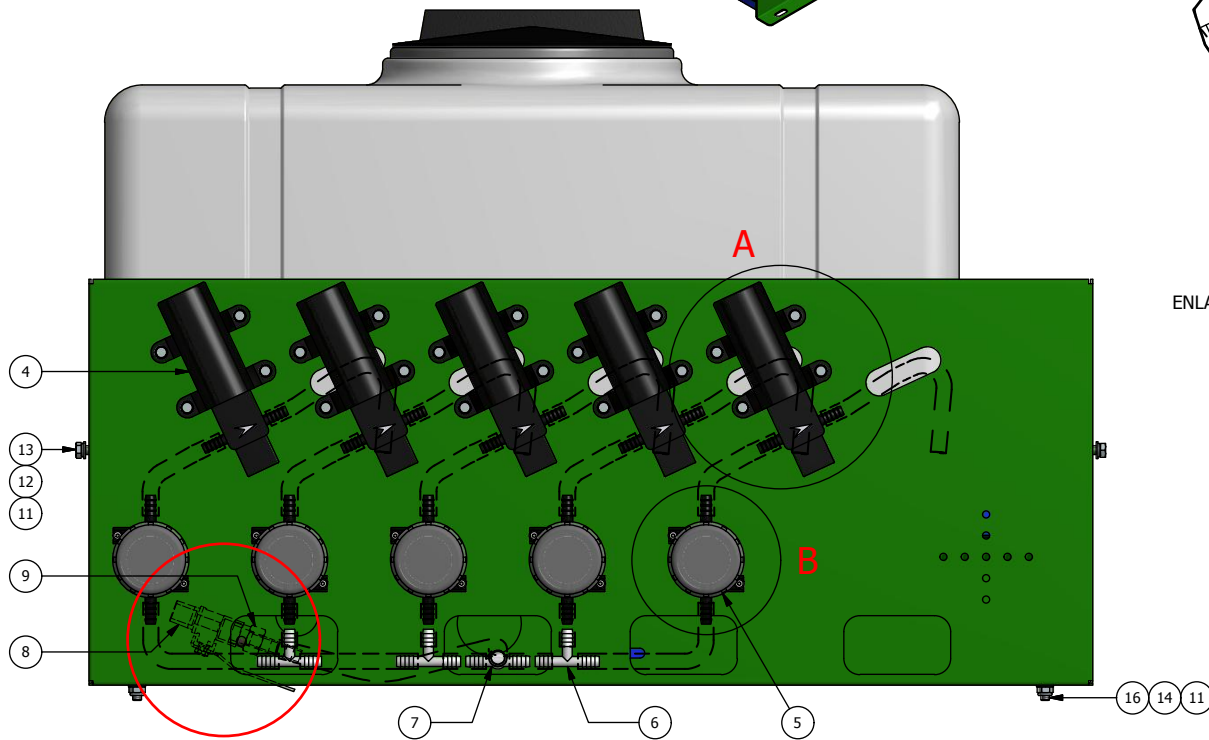
ENLARGED VIEW AT 'A'



ENLARGED VIEW AT 'B'

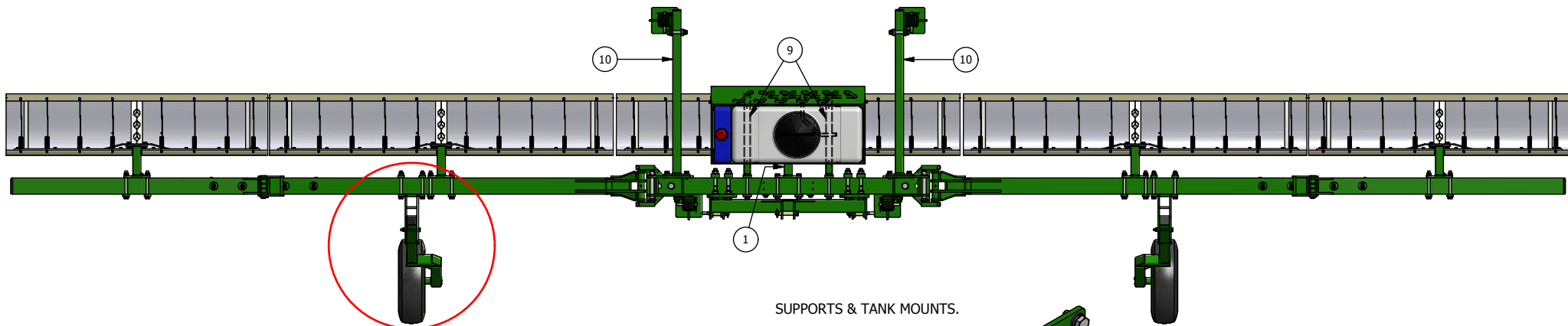


5



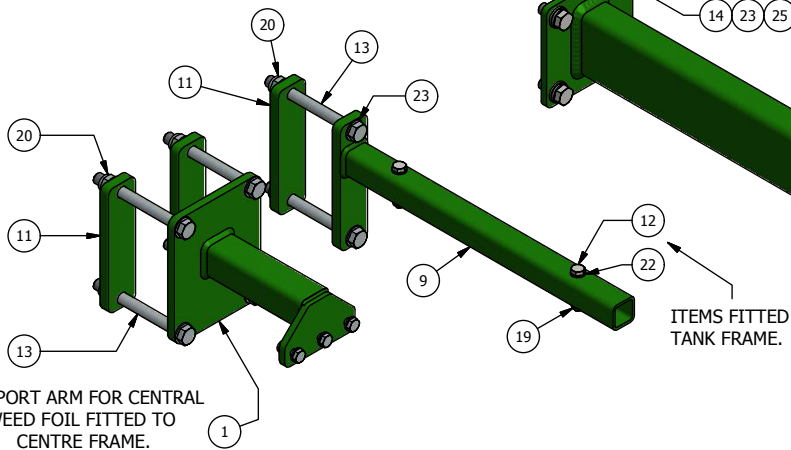
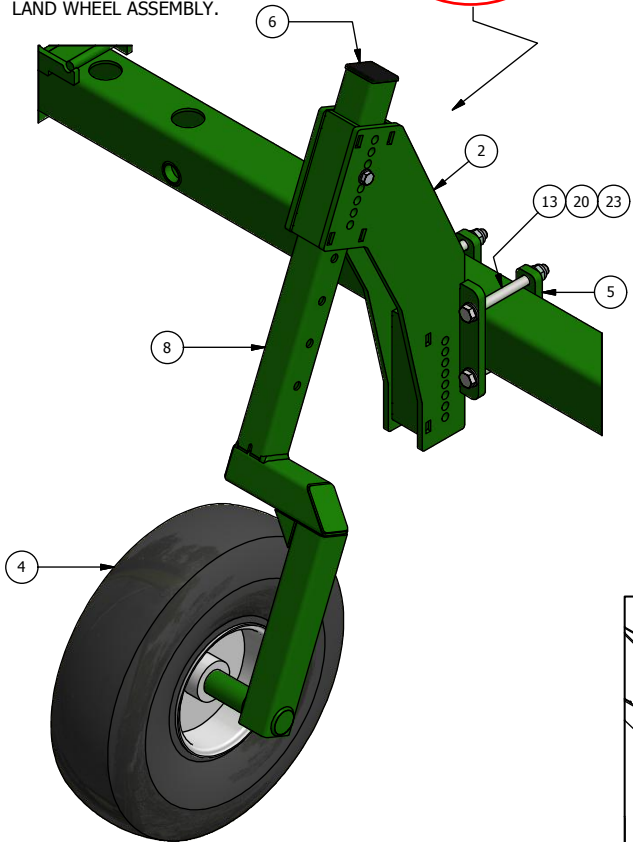
**ROBOCROP WEED WIPER – TANK, FRAME & FLOWJET PUMPS**

<b>ITEM No.</b>	<b>DESCRIPTION</b>	<b>PART No.</b>	<b>QUANTITY</b>
1	TANK SUB FRAME ( 9824.00.125L tank subframe )		1
2	TANK ( 9824.00.125L tank )		1
3	TANK ( 9824.00.12L tank )		1
4	FLOWJET PUMP	9700.00	5
5	FLOWJET FILTER	9825.00	5
6	T-JUNCTION	9830.00	3
7	T-JUNCTION	9827.00	1
8	TAP	9838.00	1
9	HOSE TAIL	9839.00	1
10	GUARD	9841.00	1
11	M8 WASHER BZP		6
12	M8 SPRING WASHER BZP		2
13	M8x15 BOLT BZP		2
14	M8 NYLOC NUT BZP		2
15	TANK PUMP COVER	9826.01	1
16	M8x20 BOLT BZP		2
17	M6 WASHER BZP		40
18	M6 NYLOC NUT BZP		20
19	M6x25 BOLT BZP		20
20	M4 WASHER BZP		20
21	M4 NYLOC NUT BZP		10
22	M4 SOCKET HEAD CAP SCREW BZP		10



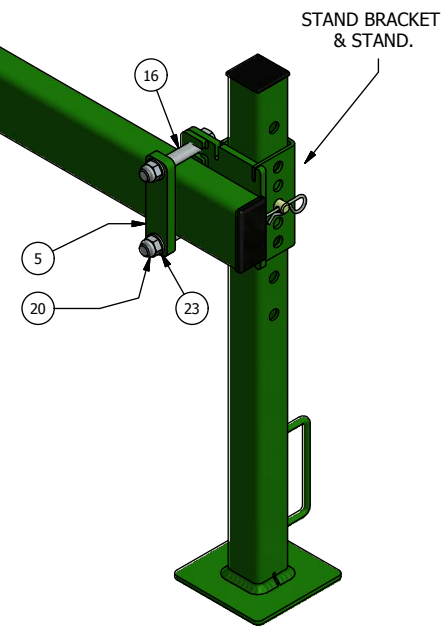
SUPPORTS & TANK MOUNTS.

LAND WHEEL ASSEMBLY.



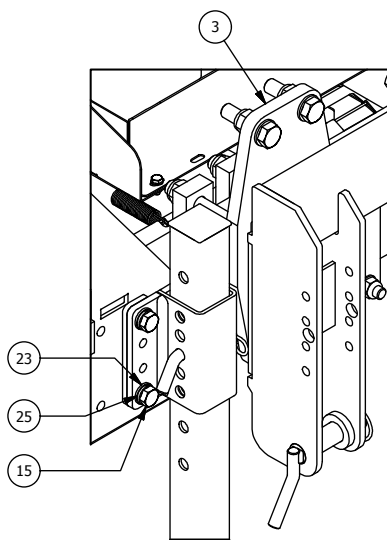
SUPPORT ARM FOR CENTRAL WEED FOIL FITTED TO CENTRE FRAME.

ITEMS FITTED THRU TANK FRAME.

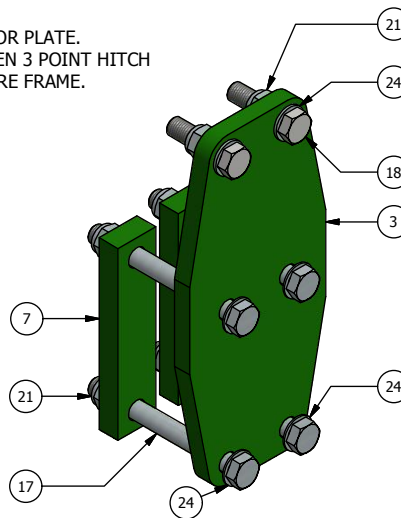


STAND BRACKET & STAND.

FITTINGS FOR STAND BRACKET INTO FRAME.



ADAPTOR PLATE. FITTED BETWEEN 3 POINT HITCH & CENTRE FRAME.

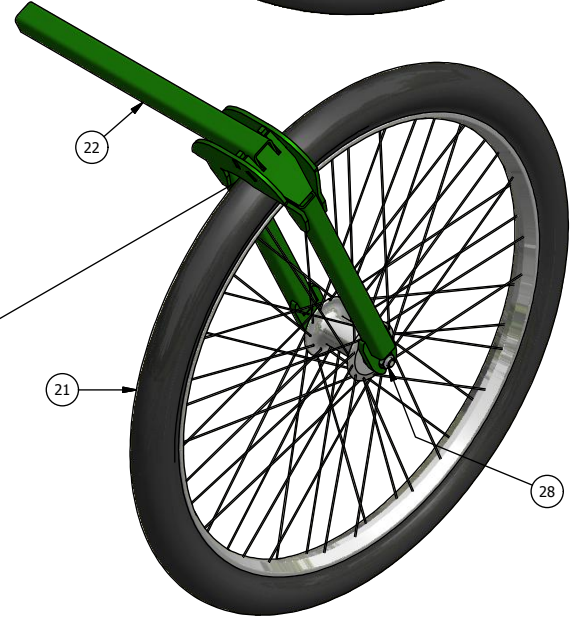
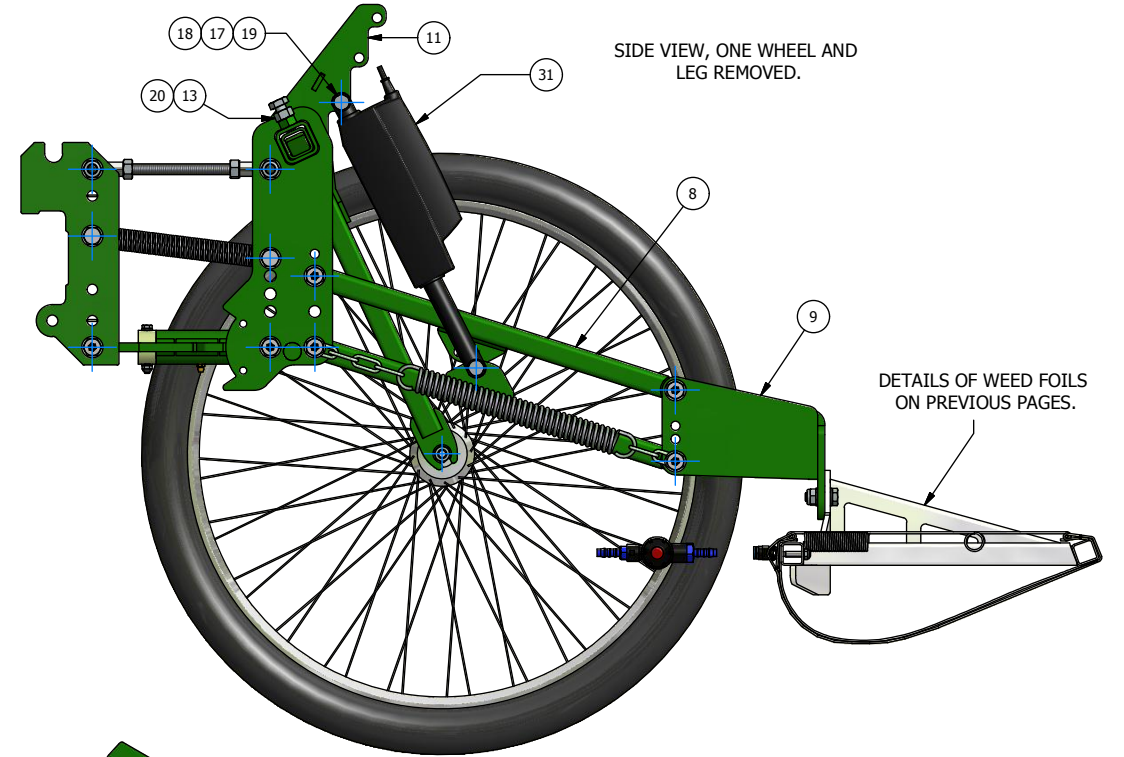
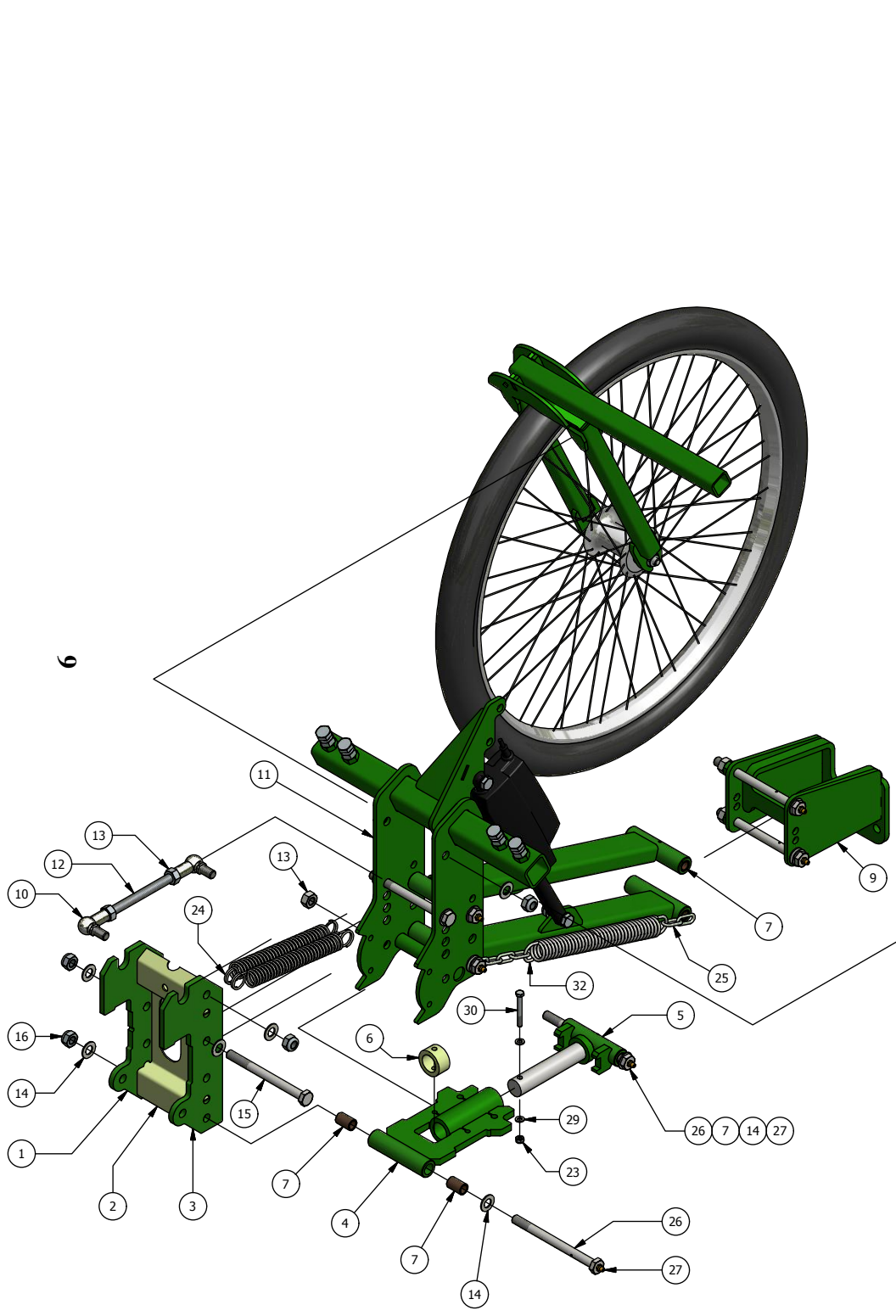




**ROBOCROP WEED WIPER – LAND WHEEL, SUPPORTS & TANK MOUNTS**

<b>ITEM No.</b>	<b>DESCRIPTION</b>	<b>PART No.</b>	<b>QUANTITY</b>
1	SUPPORT ARM FOR CENTRE FRAME	10142.00	1
2	WHEEL LEG BRACKET	10197.01	2
3	ADAPTOR PLATE	10226.00	2
4	WHEEL ASSEMBLY	5851.00	2
5	CLAMP PLATE	7405.00	6
6	END CAP	7583	2
7	CLAMP PLATE	8078.00	4
8	WHEEL LEG	9673.01	2
9	TANK MOUNT BRACKET	9687.00	2
10	REAR STANDS ARM	9699.00	2
11	CLAMP PLATE	9819.00	4
12	M10x60 BOLT BZP		4
13	M16x160 BOLT BZP		16
14	M16x35 BOLT BZP		8
15	M16x40 BOLT BZP		4
16	M18x110 BOLT BZP		4
17	M20x190 BOLT BZP		8
18	M20x75 BOLT BZP		4
19	M10 NYLOC NUT BZP		4
20	M16 NYLOC NUT BZP		20
21	M20 NULOC NUT BZP		12
22	M10 WASHER BZP		8
23	M16 WASHER BZP		48
24	M20 WASHER BZP		24
25	M16 SPRING WASHER BZP		12

**QTY's SHOWN ARE SPECIFIC TO THE VIEWS / ITEMS SHOWN ON DRAWING**



**ROBOCROP WEED WIPER – PRECISION WHEEL UNIT**

<b>ITEM No.</b>	<b>DESCRIPTION</b>	<b>PART No.</b>	<b>QUANTITY</b>
1	PARALLEL LINK MOUNT ( M12 TAPPED )	7535.00	1
2	SPACER FOR PARALLEL LINK MOUNT	7772.00	1
3	PARALLEL LINK MOUNT	7591.00	1
4	PARALLEL LINK PART 1	9485.01	1
5	PARALLEL LINK PART 2	9486.01	1
6	PARALLEL LINK PART 3	9487.01	1
7	OILITE BUSH	5993.00	12
8	WEED WIPER PARALLEL LINK	9484.01	1
9	MOUNT BRACKET	9525.01	1
10	M12 BALL & SOCKET	5686.00	2
11	WEED WIPER MAIN MOUNT	9482.01	1
12	STUDDING	9964.00	1
13	M12 NUT BZP		11
14	M12 THIN WASHER BZP		15
15	M12x140 BOLT BZP		2
16	M12 NYLOC NUT BZP		5
17	M10 NYLOC NUT BZP		5
18	M10 THIN WASHER BZP		4
19	M10x40 BOLT BZP		2
20	M12x30 BOLT BZP		4
21	WHEEL	9963.00	2
22	WHEEL LEG & FORK	9483.01	2
23	M6 NYLOC NUT BZP		1
24	TENSION SPRING	6595.00	2
25	CHAIN LINK ( QTY CAN VARY )		6
26	GREASE BOLT	10558.00	6
27	GREASE NIPPLE		7
28	M10 WHEEL NUT		4
29	M6 WASHER BZP		2
30	M6x50 BOLT BZP		1
31	ELECTRIC ACTUATOR	7399.00	1
32	TENSION SPRING	5536.00	1