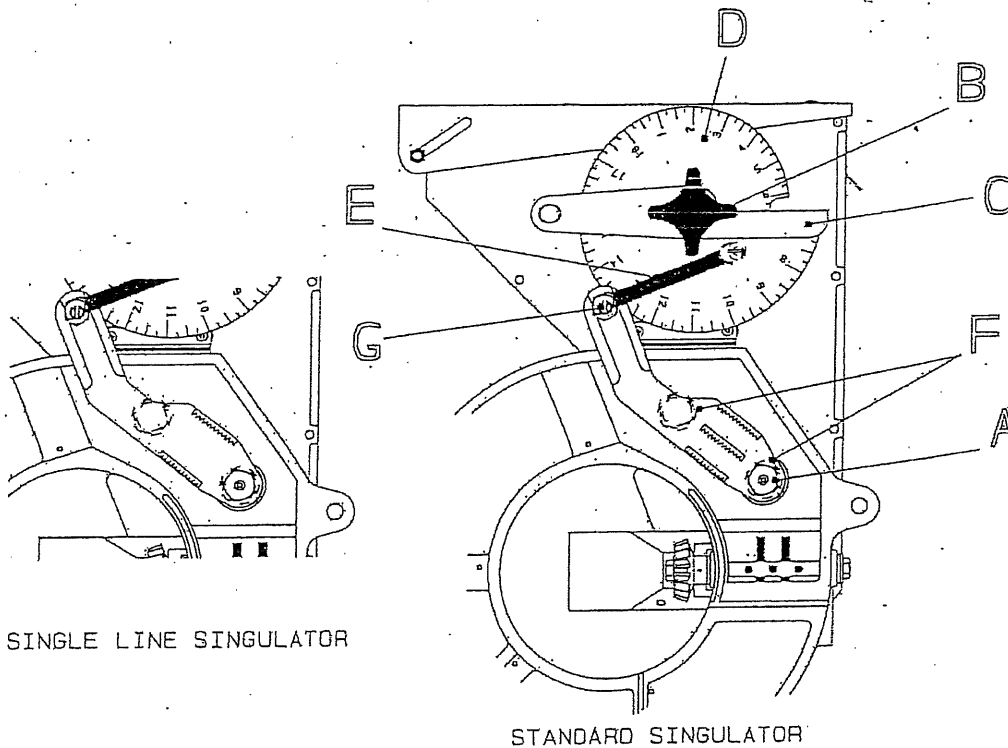


2. Fitting replacement Singulator Arm The STANDARD SINGULATOR is suitable for most one, two and three line drilling. To handle some larger seeds, the alternative SINGLE LINE SINGULATOR may be required. Refer to SEED SETTING GUIDE. To change Singulators, follow this procedure:

- a) Remove handwheel B and lift off setting arm C and setting cam D. Remove retaining cap A, if fitted.
- b) Lift off Singulator, and unhook spring E
- c) When re-assembling, ensure that springs F are located over the bosses on the underside of the Singulator.

(Note: Singulators are factory calibrated to ensure all units perform similarly: they must remain fitted to the units as supplied. When fitting new Singulators, the units must be re-calibrated - see instructions)

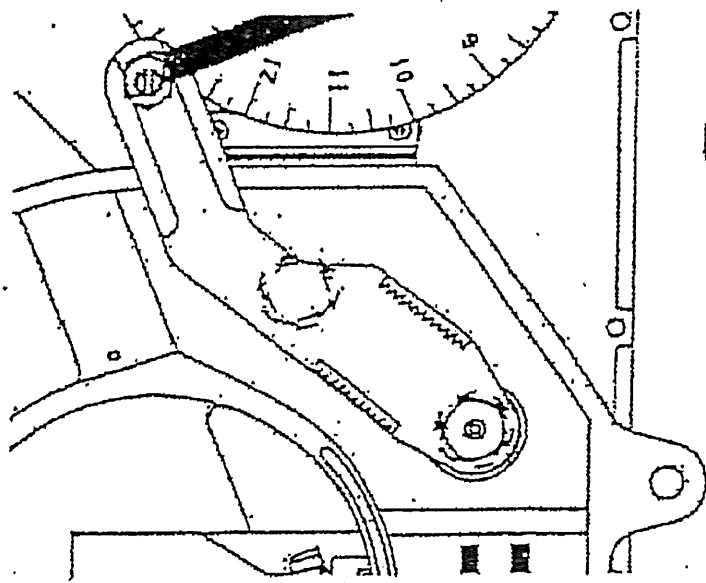


3. Calibrating singulator assemblies It is the responsibility of the operator to ensure that all units are calibrated similarly. Machine calibration must be checked and adjusted when the machine is new, periodically thereafter, and when fitting new or alternative singulators. Follow this procedure:

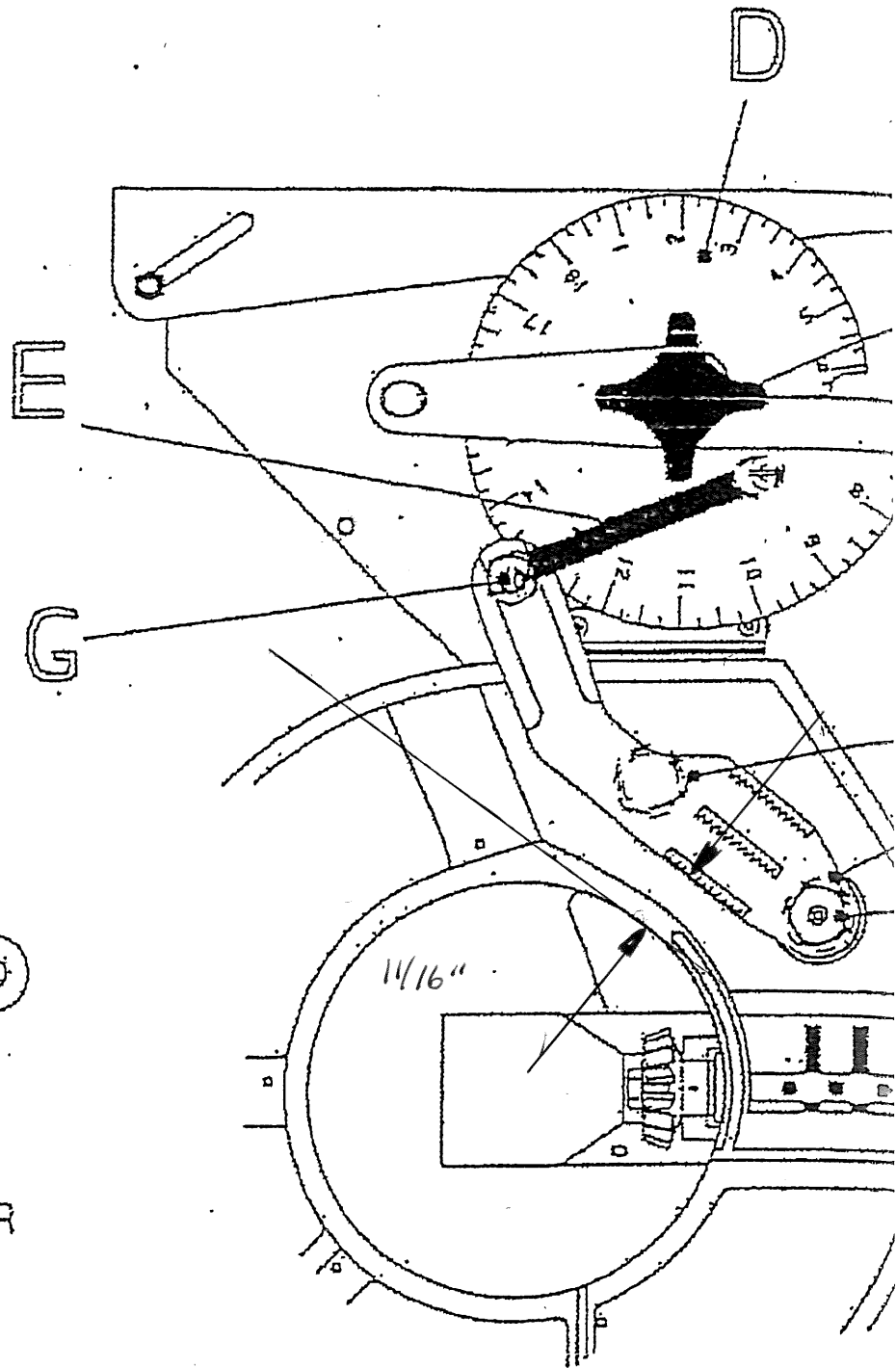
- a) Select your most difficult seed (for example raw carrot, raw chicory, raw lettuce)
- b) Clamp the singulator cam on all units to setting 6 and leave them at this setting throughout the calibration procedure. Then calibrate each unit individually by turning the "eccentric boss" G until all units deliver the same. (To adjust the "eccentric boss", loosed the lock nut until the boss can just be turned by a large screwdriver, then adjust by turning anti-clockwise. When satisfied, hold the boss in position using the screw-drive, and re-tighten the lock nut.
- c) Check in work that the seed usage from all units is similar. If seed usage from any unit is slightly different from the remainder, adjust the singulator until all units perform similarly.

- c) When re-assembling, ensure that springs, *f* are located over of the Singulator.

Note: Singulators are factory calibrated to ensure all units perform similarly the units as supplied. When fitting new Singulators, the units must be re-



SINGLE LINE SINGULATOR



STANDARD SINGULATOR

Calibrating singulator assemblies It is the responsibility of the operator to ensure that all singulators are calibrated similarly. Machine calibration must be checked and adjusted new periodically thereafter and when fitting new or alternative