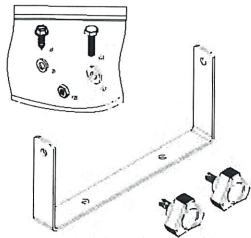


Component Parts and Assembly Hardware - For a drawn **single drive kit**

If you received a mounted kit, the extension cables are included.


Before beginning installation, check the carton contents for the following items:



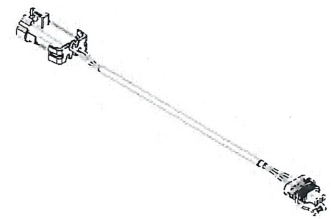
Console Mount Kit
P/N 13774



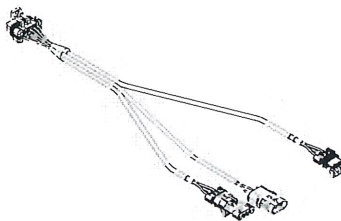
ProPlant Console
P/N 17289



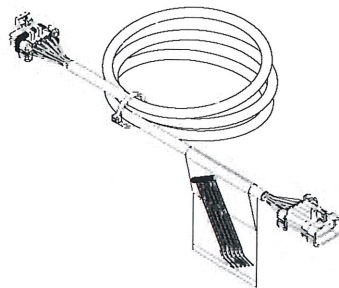
Reference Manual
P/N 17329



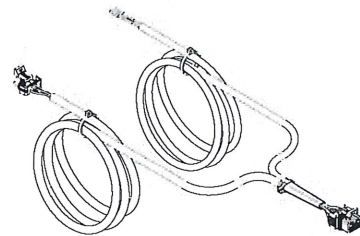
20' Section Harness (one section)
P/N 17358



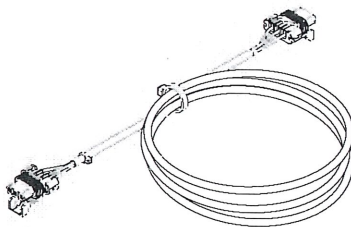
20' Flow, Servo, Run/Hold,
Branch Harness (one section)
P/N 17359



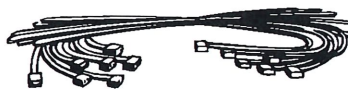
25' 10-Pin M/P Extension Cable
(1) P/N 13224



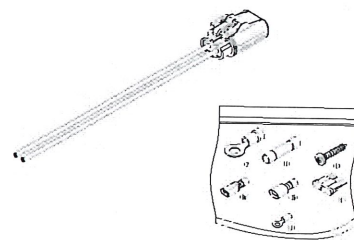
15' Power/Section Console
Harness P/N 17339



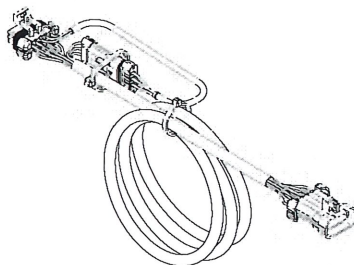
3' 3-pin M/P Speed
Adapter Cable
P/N 14324



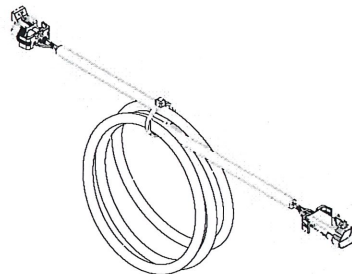
14' Nylon Cable Ties
P/N 12910



Terminal Kit w/ Fuse Holder
P/N 13270



15' Flow, Servo
Run/Hold Console Harness
P/N 17360

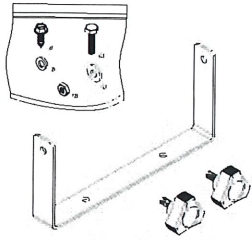


25' 5-pin M/P Extension Cable
P/N 14486

Component Parts and Assembly Hardware - For a drawn **MULTIPLE drive kit**

If you received a mounted kit, the extension cables are included.


Before beginning installation, check the carton contents for the following items:



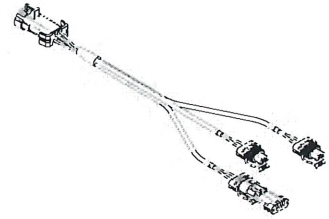
Console Mount Kit
P/N 13774



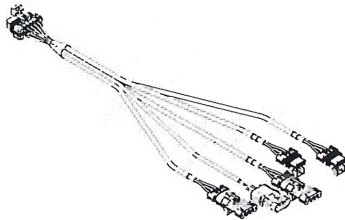
ProPlant Console
P/N 17289



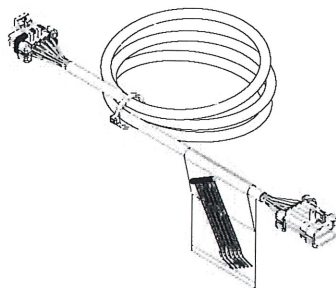
Reference Manual
P/N 17329



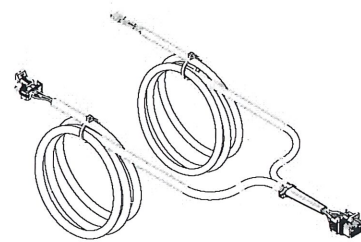
Section Branch Harness
(Sections 1-3)
P/N 17307



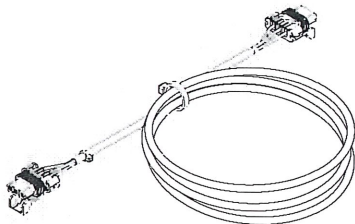
20' Flow, Servo, Run/Hold
Branch Harness (Sections 1-3)
P/N 17308



25' 10-Pin M/P Extension Cable
(1) P/N 13224



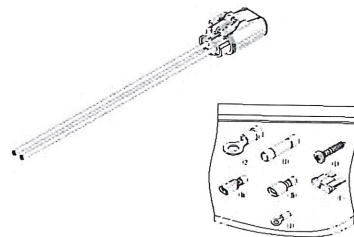
15' Power/Section Console
Harness P/N 17339



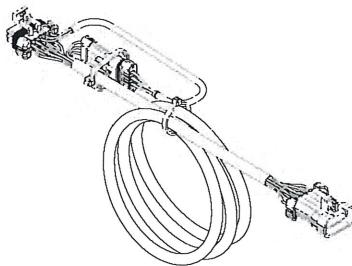
3' 3-pin M/P Speed
Adapter Cable
P/N 14324



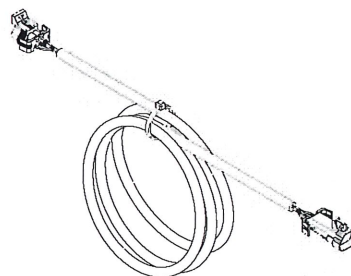
14" Nylon Cable Ties
P/N 12910



Terminal Kit w/ Fuse Holder
P/N 13270

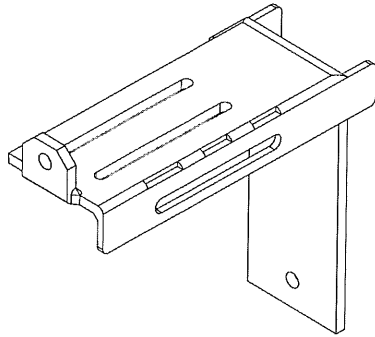


15' Flow, Servo
Run/Hold Console Harness
P/N 17360

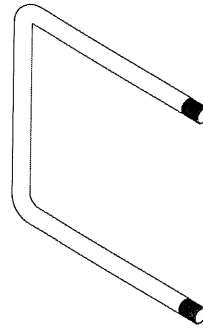


25' 5-pin M/P Extension Cable
P/N 14486

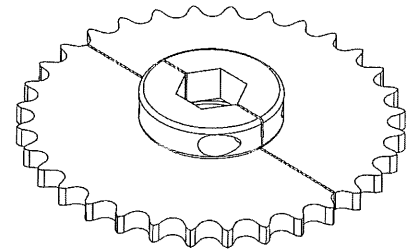
Component Parts - Hydraulic Planter Drive Kit



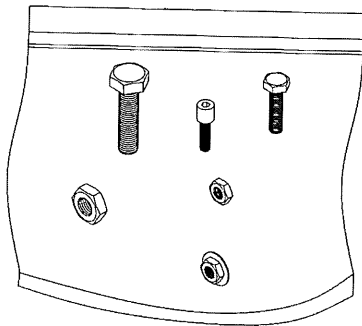
Tool Bar Bracket
P/N 17320



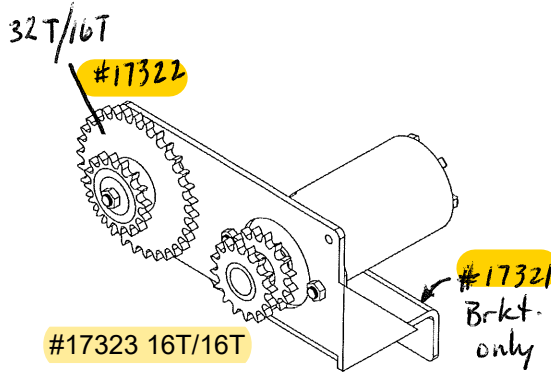
U-Bolt
P/N 17351



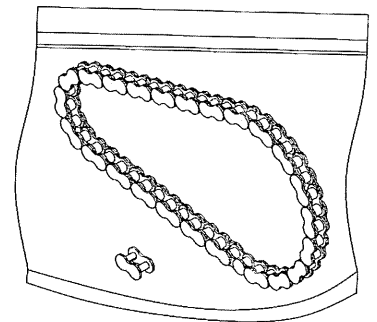
Sprocket 32 Tooth Split
P/N 17388



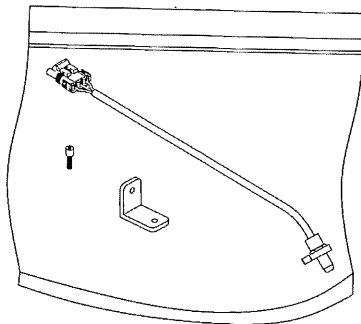
Bolt Fastener Kit
P/N 17395



4.9 CID Motor with Motor
Bracket and Sprockets
P/N 21497

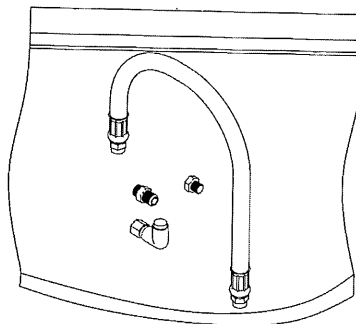


#40 Chain Kit
P/N 17396

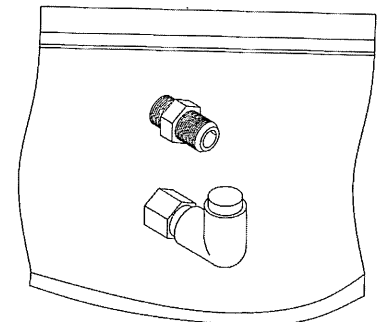


Gear Tooth Sensor Kit
P/N 17397

w/ plastic sensor



Primary Drive Fitting Kit
P/N 17399



Secondary Drive Fitting Kit
P/N 17398

18347 coil run/hold valve

P/N 17922

Gear tooth sensor kit
w/ metal sensor

P/N 17917 lead only
w/ metal sensor