

<sup>ECS</sup>  
**House**  
**Industries**  
INCORPORATED



# Camelback Pump Series

Three Point Hitch,  
Trailer Mounted & Hydraulic




**ECS HOUSE INDUSTRIES, INC.**

[www.houseindustriesinc.com](http://www.houseindustriesinc.com)

# Camelback Pump Series


Available Models

## CDM & CDH Series



CD6M, CD8M, CD10M (See M-Performance Curves)  
CD6H, CD8H, CD10H, CD12H, CD16H (See H-Performance Curves)

## CTM & CTH Series

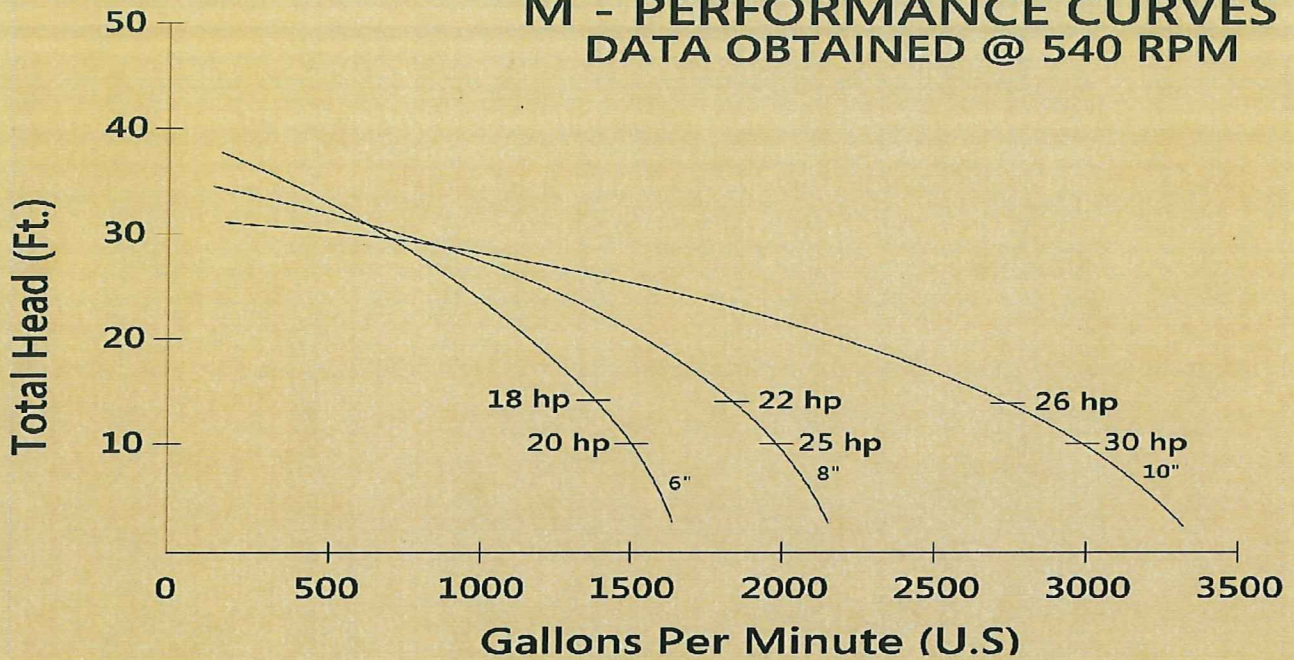


CT6M, CT8M, CT10M (See M-Performance Curves)  
CT6H, CT8H, CT10H, CT12H, CT16H (See H-Performance Curves)

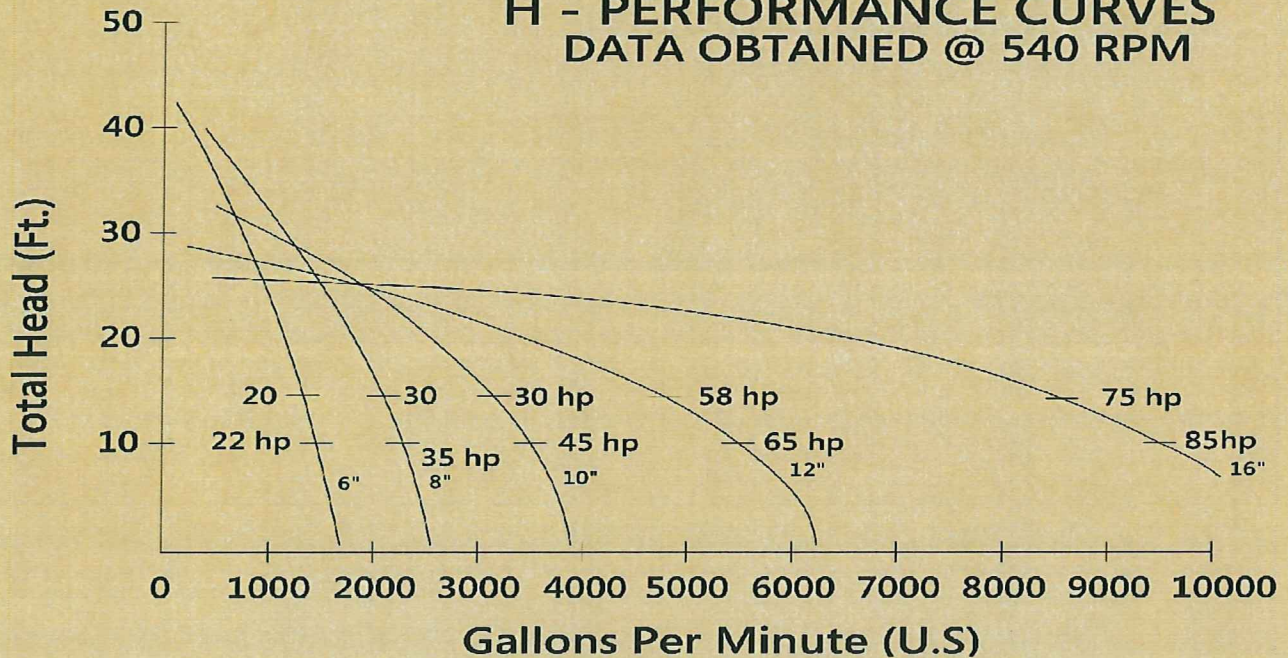
[www.houseindustriesinc.com](http://www.houseindustriesinc.com)

# Performance Curves

**M - PERFORMANCE CURVES**  
DATA OBTAINED @ 540 RPM



**H - PERFORMANCE CURVES**  
DATA OBTAINED @ 540 RPM



All Performance Curves were determined from actual Test Pool Data


[www.houseindustriesinc.com](http://www.houseindustriesinc.com)

## Standard Features

- Available in Three Point Hitch, Trailer Mounted & Hydraulic
- Oven Coated Fusion Finish
- Greasable Bearings (pump bowl bearing is a marine bearing)
- Quick Detach PTO Shafts
- Bolted Axle & Pump Connections for easy Maintenance & Repair
- Medium Duty Models are available in 6", 8" & 10" models with 1½" shafts
- HeavyDuty Models are available in 6", thru 16" models with 2" shafts

## Optional Features

- Custom Modification in all Series
- Greasable Pump Bowl Bearing
- Diesel or Electrical Engine Drive
- Control Panels
- Impeller Design
- Customized Lengths
- Grease Fitting Blocks
- 45 or 90 degree Discharge Elbows
- 540 RPM or 1000 RPM Models



**(870) 588-3773 • Fax: (870) 588-4669**

3720 Highway 1 • P.O. Box 67 • Cherry Valley, Arkansas 72324

[www.houseindustriesinc.com](http://www.houseindustriesinc.com)