
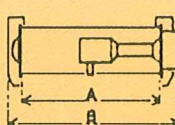





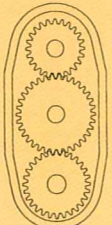


FRESA F

 1000  80 - 140 HP.

5



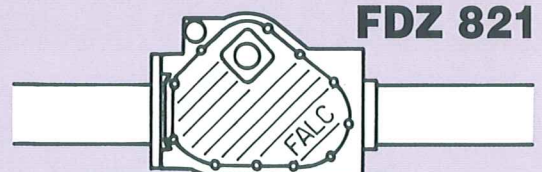
SERIE															
	A mm.	B mm.	A inches	B inches	KG.	LBS	N.	N.	N.	N.	N.				
F. 2500	2420	2596	95,276	102,204	1200	2645	46	54	80						
F. 3000	2880	3066	113,386	120,314	1400	3086	54	66	96						

- I** Cambio a leva (P.T.O. posteriore)
- F** Changement de vitesse par levier (PDF arrière)
- GB** Lever change gearbox (rear PTO)
- D** Getriebe mit Schalthebel (Vorder P.T.O.)
- E** Cambio con palanca (TDF posterior)
- P** Cambio con alavanca (TDF posterior)

I° 233 T/m

II° 287 T/m

III° 350 T/m



FDZ 821