
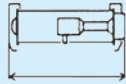





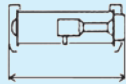







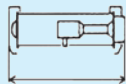




2016-2017 PRODUCTION


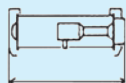







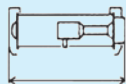




FRESE - ROTARY TILLERS

A							 540
	HP.	mm.	inches	KG	LBS	N.	
900	15-30	965	37,99	160	353	20	
1100	15-30	1145	45,07	170	375	24	
1250	20-30	1336	52,59	180	397	28	
1450	20-30	1525	60,04	190	419	32	
1650	25-30	1715	67,52	200	441	36	


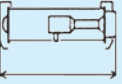

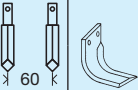


BS							 540
	HP.	mm.	inches	KG	LBS	N.	
900	20-50	1022	40,23	195	430	20	
1100	20-50	1192	46,92	224	494	24	
1250	25-50	1363	53,66	234	516	28	
1450	30-50	1532	60,31	246	542	32	
1550	35-50	1648	64,88	266	586	36	
1650	40-50	1742	68,58	276	608	36	


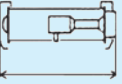

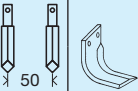


CS							 540
	HP.	mm.	inches	KG	LBS	N.	
1300	40-70	1480	58,26	380	838	30	
1500	40-70	1635	64,37	400	882	36	
1600	50-70	1725	67,91	420	926	36	
1800	50-70	1970	77,56	450	992	42	
2100	60-70	2230	87,79	490	1080	48	


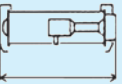

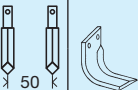


D							 540
	HP.	mm.	inches	KG	LBS	N.	
1600	60-100	1743	68,62	540	1191	36	
1800	60-100	1988	78,26	590	1300	42	
2100	60-100	2233	87,91	640	1411	48	
2300	60-100	2478	97,55	700	1543	54	
2500	60-100	2723	107,20	740	1631	60	


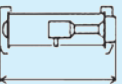

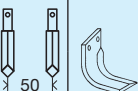


HD							 540
	HP.	mm.	inches	KG	LBS	N.	
1600	60-100	1743	68,62	560	1234	36	
1800	60-100	1988	78,26	615	1355	42	
2100	60-100	2233	87,91	660	1455	48	
2300	60-100	2478	97,55	710	1565	54	
2500	60-100	2723	107,20	750	1653	60	
2800	60-100	2968	116,85	790	1741	66	


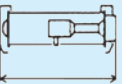

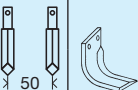


FRAISES - FRESADORAS

EL								 540-1000
	HP.	mm.	inches	KG	LBS	N.	N.	
2500	60-120	2770	109,06	885	1951	44	60	
3000	60-120	3270	128,74	1005	2216	50	72	






FL								 1000
	HP.	mm.	inches	KG	LBS	N.	N.	
3000	80-140	3290	129,53	1200	2646	60	72	

GL								 1000
	HP.	mm.	inches	KG	LBS	N.	N.	
3000	130-220	3300	129,92	1480	3263	60	72	
3500	140-220	3800	149,61	1685	3715	70	84	


GSL								 1000
	HP.	mm.	inches	KG	LBS	N.	N.	
4000	150-240	4320	170,08	1940	4277	80	96	
4500	160-240	4820	189,76	2120	4674	90	108	

KAPPA								 1000
	HP.	mm.	inches	KG	LBS	N.	N.	
4000	190-300	4320	170,08	2690	5930	80	96	
4500	190-300	4820	189,76	3090	6812	90	108	
6000 DT	190-300	6620	260,63	3920	8642	120	144	

FRESA - ROTARY TILLER - FRAISE - FRESADORA

Ypsilon					540 
	HP.	KG	LBS	N.	
1600	40-65	500	1102	36	
1800	50-65	530	1168	42	
2100	55-65	560	1235	48	


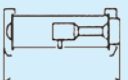




 Fresa a spostamento idraulico automatico

 Rotary tiller with hydraulic automatic side shift

 Fraise avec deplacement hydraulique automatique


 Fresadora con desplazamiento hidráulico automático

FRESA PIEGHEVOLE - FOLDING ROTARY TILLER FRAISE REPLIABLE - FRESADORA PLEGABLE

Gamma									
	HP.	mm.	inches	KG	LBS	mm.	inches	N.	N.
5000*	180-380	5405	212,80	4090	9017	2796	110,08	92	120
6000	200-380	6405	252,17	4490	9899	2796	110,08	112	144






 * A RICHIESTA -  * ON REQUEST -  * SUR DEMANDE -  * A PEDIDO

 1000









②




FRESA - ROTARY TILLER - FRAISE - FRESADORA




Cultiline		 foto 2			 540
	HP.	KG	LBS	N.	
1300	60-80	674	1486	34	 ①
1600	60-80	720	1588	40	



-  Con rullo costipatore (foto 1)
-  Con rullo motorizzato idraulicamente (foto 2)
-  Con cofano baulatore (foto 3)

-  Avec rouleau comprimant (photo 1)
-  Avec rouleau motorisé hydrauliquement (photo 2)
-  Avec capot butteur (photo 3)

-  With compacting roller (photo 1)
-  With hydraulically motorized roller (photo 2)
-  With bed former (photo 3)

-  Con rodillo compactador (foto 1)
-  Con rodillo motorizado, accionado hidráulicamente (foto 2)
-  Con tabla acaballadora (foto 3)

RULLI MOTORIZZATI MOTORIZED ROLLERS ROULEAUX MOTORISÉS RODILLOS MOTORIZADOS

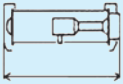


COFANI BAULATORI BEDS FORMER CAPOT BUTTEURS TABLAS ACABALLONADORAS



NEW

FRESA - ROTARY TILLER FRAISE - FRESADORA

NEW

RU					
	mm.	inches	KG	LBS	N.
3100	3771	148,46	1880	4144	72
3600	4271	168,15	2060	4541	84
4100	4771	187,83	2240	4938	96
4100 DT	4771	187,83	2430	5357	96
4600 DT	5271	207,52	2610	5754	108
4850 DT	5521	217,36	2700	5952	120

 **1000**


①

max 300 HP


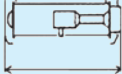





②






③


INTERRATRICE PER SASSI E RESIDUI VEGETALI BURIER FOR STONES AND VEGETAL RESIDUALS ENFOUISSEUR DE PIERRES ET DE RESIDUS VEGETALS ENTERRADORA DE PIEDRAS Y RESTOS VEGETALES


Reverse					Con rullo With roller Avec rouleau Con rodillo	Rullo in lamiera forata Roller in drilled metal mesh Rouleau en grillage percé Rodillo de la placa perforada			
	HP.	mm.	inches	KG	LBS	KG	LBS	N.	N.
1500*	80-120	1662	65,43	850	1874	233	514	31	42
1700*	80-120	1862	73,31	940	2072	258	569	41	48
1850	80-120	2012	79,21	1010	2227	280	618	45	54
2000	80-120	2162	85,12	1070	2359	303	668	49	54
2300	90-120	2462	96,93	1180	2601	348	768	56	60
2500*	100-120	2662	104,80	1320	2910	380	838	61	66


  * A RICHIESTA -  * ON REQUEST -   * SUR DEMANDE -  * A PEDIDO




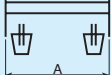





  La rotazione antioraria delle zappe speciali proietta i detriti e il terreno contro la griglia di selezione. Il terreno raffinato passa attraverso la griglia e i detriti vengono affondati.


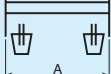





 The counter-clockwise rotation of special hoe blades throws debris and soil against the selection grating. The refined soil can pass through the grating and useless debris are buried.


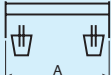





  La rotation contre-rotative des lames spéciales projette les débris et le terrain contre la grille de sélection. Le terrain fin passe travers la grille et les débris inutiles sont enterré.


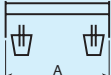





 Gracias al sentido izquierdo de rotación del rotor, las cuchillas especiales proyectan y desmenuzan la tierra contra la rejilla seleccionadora. La tierra fina y desmenuzada pasa atreves de las varillas de la rejilla y las partes mas pesadas son enterradas en el fondo.

VANGATRICI - DIGGING MACHINES MACHINES A BECHER - CAVADORAS

Panda									 540
	HP.	mm.	inches	mm.	inches	KG	LBS	N.	
1000	20-35	997	39,25	220	8,66	225	496	4	
1300	20-35	1307	51,45	220	8,66	310	683	6	
1500	20-35	1477	58,15	220	8,66	330	727	6	


Mini Toro									 540
	HP.	mm.	inches	mm.	inches	KG	LBS	N.	
1000	30-60	1004	39,53	250	9,84	380	837	4	
1200	30-60	1165	45,87	250	9,84	395	870	4	
1300	40-60	1412	55,59	250	9,84	480	1058	6	
1500	40-60	1508	59,37	250	9,84	500	1102	6	
1700	45-60	1684	66,30	250	9,84	520	1146	6	
1800	50-60	1818	71,57	250	9,84	590	1300	8	
2000	50-60	1952	76,85	250	9,84	610	1344	8	


Toro									 540
	HP.	mm.	inches	mm.	inches	KG	LBS	N.	
1500	40-90	1504	59,21	350	13,78	675	1488	6	
1700	45-90	1680	66,14	350	13,78	710	1565	6	
1800	60-90	1814	71,42	350	13,78	830	1829	8	
2000	60-90	1958	77,09	350	13,78	880	1940	8	
2200	70-90	2210	87,01	350	13,78	1080	2380	10	
2500	70-90	2480	97,64	350	13,78	1120	2469	10	


Leopard									 1000
	HP.	mm.	inches	mm.	inches	KG	LBS	N.	
3200	100-180	3150	124,01	350	13,78	1720	3791	12	





ELEVATORI IDRAULICI - HYDRAULIC FORKLIFTS ELEVATERUS HYDRAULIQUES - ELEVADORES HIDRAULICOS

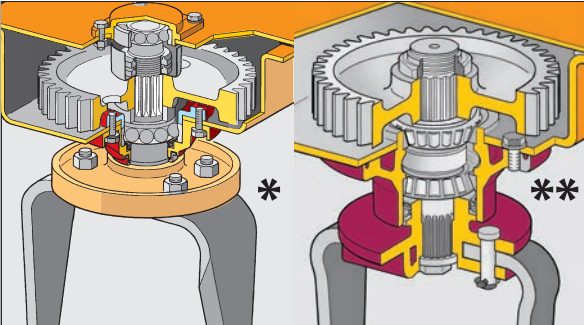

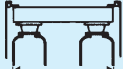






Mondial		Portata Porté Load capacity Capacidad de carga	Altezza di sollevamento Hauteur d'élevation Lifting height Altura de levantamiento	Brandeggio avanti indietro Pointage en avant en arrière Forks forwards backwards Movimiento para adelante Y para atrás	Traslatore laterale Translateur latéral Side-translator Traslador lateral
	KG	KG	mm.		mm.
3200	440	1500	3200	12°-17°	100+100





Triplex		Portata Porté Load capacity Capacidad de carga	Altezza di sollevamento Hauteur d'élevation Lifting height Altura de levantamiento	Brandeggio avanti indietro Pointage en avant en arrière Forks forwards backwards Movimiento para adelante Y para atrás	Traslatore laterale Translateur latéral Side-translator Traslador lateral
	KG	KG	mm.		mm.
2500	440	1500	2500	12°-17°	100+100
3200	510	1500	3200	12°-17°	100+100
3800	570	1500	3800	12°-17°	100+100





ERPICI ROTANTI - POWER HARROWS HERSES ROTATIVES - GRADAS ROTATIVAS


								
		6 T.	Ø 460	Ø 550				
	HP.	mm.	inches	KG	KG	KG	LBS	N.
Fox Vigneron *  540	1000	40-90	1070	42,12	410		904	4
	1300	40-90	1316	51,81	450		992	5
	1500	40-90	1562	61,49	510		1124	6
	1800	40-90	1808	71,18	570		1257	7

Fox Special *  540	2000	50-100	2112	83,14	660		1455	8
	2300	50-100	2358	92,83	710		1565	9
	2500	50-100	2549	100,35	760		1675	10
	3000	50-100	3049	120,03	860		1895	12

Fox *  540-1000	2500	60-120	2553	100,51		945	2083	10
	3000	60-120	3053	120,20		1060	2337	12


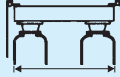






Smart **  540-1000	2500	60-140	2591	102,00		1110	2447	10
	3000	60-140	3091	121,69		1310	2888	12
	3500	60-140	3607	142,01		1530	3373	14
	4000	60-140	4099	161,38		1960	4321	16

Kratos **  1000	3000	90-200	3115	122,64			1715	3780	12
	3500	120-200	3607	142,01			1935	4265	14
	4000	130-200	4099	161,38			2155	4750	16

Magnum **  1000	3000	100-240	3091	121,69			1730	3814	12
	3500	120-240	3607	142,01			2020	4453	14
	4000	130-240	4099	161,38			2310	5093	16
	4500	150-240	4591	180,75			2600	5732	18
	5000	160-240	5083	200,12			2890	6371	20




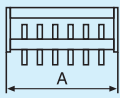

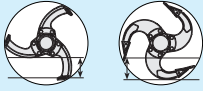


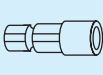
ERPICI ROTANTI PIEGHEVOLI - FOLDING POWER HARROWS HERSES ROTATIVES PLIABLES - GRADAS ROTATIVAS PLEGABLES


Mod.							
		HP.	mm.	inches	Ø 550 KG	LBS	N.
Smart P. **  1000	4000	140-240	4057	159,72	2790	6150	16
	5000	140-240	5041	198,46	3210	7076	20
	6000	140-240	6025	237,20	3690	8135	24
Magnum P. **  1000	5000	160-240	5112	201,25	3650	8046	20
	6000	170-240	6096	240,00	4080	8994	24
Super Magnum P. **  1000	5000	160-350	5112	201,25	3770	8311	20
	6000	170-350	6096	240,00	4200	9259	24
	7000	170-350	7080	278,75	4920	10847	28

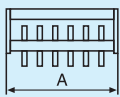

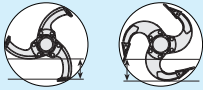


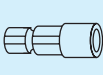


ARATRI ROTATIVI - ROTARY PLOUGHS CHARRUES ROTATIVES - ARADO ROTATIVO


 L'aratro rotativo garantisce la capacità di operare in condizioni di estremo bagnato o di estremo secco, ottenendo una eccellente velocità ed un'ottima esecuzione del lavoro. I vantaggi dell'aratro rotativo sono inoltre: eliminato il problema dei solchi da chiudere. Eliminata la formazione di macrozolle, i residui colturali vengono rimescolati in modo omogeneo, il terreno rimane soffice. Eliminazione della suola compatta e liscia che ostacola la penetrazione dell'acqua e delle radici. Consumo ridotto dei pneumatici (slittamento zero); eliminato lo sforzo di traino. Migliore ossigenazione e fertilità del suolo. L'impiego della potenza tramite la presa di forza migliora il rendimento del trattore.

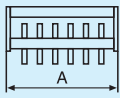

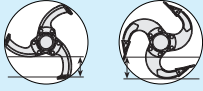


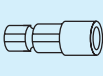
Bobland									
	mm.	inches	KG	LBS	mm.	inches	N.	HP.	PTO
1900	1900	74,80	960	2116	350	13,78	11	80-120	540
2100	2100	82,67	1260	2778	350	13,78	12	90-120	540
2350	2350	92,52	1460	3219	350	13,78	14	100-120	540


 The rotary plough allows operating in extremely wet conditions so as extremely dry, obtaining a very good feed speed and optimal result. Moreover the advantages of the rotary plough are: the problem of furrows to close is eliminated, the problem of the forming of macrosod is eliminated, the rest of cultivations are mixed in a homogeneous way; the soil is soft. Elimination of a deep compact layer of earth that prevents the penetration of water and roots. Reduced wear and tear of tyres (zero slipping); towing force is eliminated. Improve of soil's oxygenation and fertility. The employment of the power through the PTO improves the tractor's performance.

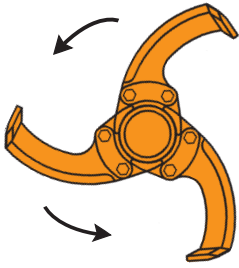
Freeland									
	mm.	inches	KG	LBS	mm.	inches	N.	HP.	PTO
2500*	2858	112,52	2460	5424	350	13,78	16	110-180	540
3000	3188	125,51	2610	5754	350	13,78	18	130-180	540
3000	3188	125,51	2610	5754	350	13,78	18	130-200	1000
4000	4188	164,88	3230	7121	350	13,78	24	180-230	1000

 * A RICHIESTA -  * ON REQUEST -  * SUR DEMANDE -  * A PEDIDO

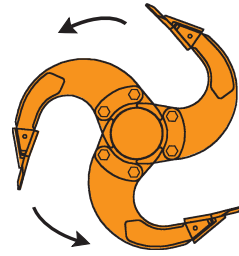
 La charrue rotative peut opérer en conditions trempé ou de sec, obtenant une excellente vitesse et une bonne exécution du travail. Les avantages de la charrue rotative sont: on élimine le problème des sillons à refermer, on élimine la formation de macromotte de terre; les résidus des cultures sont mêlés en manière homogène; le sol reste mou. Elimination de semelle de labour compacte et lisse, qui empêche la pénétration de l'eau et de l'enracinement. Usure réduite des pneumatiques (patinage annulé); effort de traction annulé. Meilleure oxygénation et fertilité du sol. L'emploi de la puissance par la prise de force améliore le rendement du tracteur.

Falcland									
	mm.	inches	KG	LBS	mm.	inches	N.	HP.	PTO
3000	3190	125,59	4100	9039	450	17,71	18	240-300	1000

 L'arado rotativo es capaz de trabajar en condiciones extremas tanto en terrenos húmedos como secos, obteniendo una excelente velocidad y un óptimo trabajo. Las ventajas del arado rotativo entre otras son: eliminado el problema de surcos por cerrar. Eliminada la formación de macro-terrones; los residuos del cultivo se remezclan de manera homogénea; el terreno permanece blando. Eliminación de la capa compacta y lisa que obstaculiza la penetración de agua y de raíces. Bajo consumo energético; consumo reducido de neumáticos (desliz cero); eliminado el esfuerzo de remolque. Empleo de la potencia tramite toma de fuerza mejora el rendimiento del tractor.




-  Vomeri convessi rotanti per terreni bagnati.
-  Convex rotary shares for wet soils.
-  Socs convexes rotatives pour terrains mouillés.
-  Rejas convexas rotantes para terrenos mojados.



-  Denti concavi rotanti per terreni tenaci asciutti.
-  Concave rotary tines for tough dry soils.
-  Dents concaves rotatives pour terrain tenace sec.
-  Dientes concavos rotantes para terrenos secos y duros.


Bobland




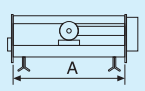


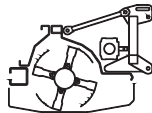

Freeland


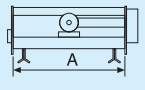


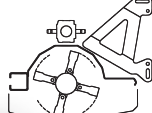







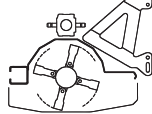

Falcland



TRINCIA per campo aperto SHREDDERS for open fields BROYEURS pour champ ouvert DESBROZADORAS para campo abierto


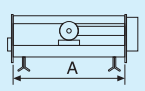



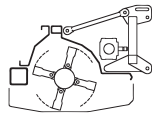
Agila							540	
	HP.	mm.	inches	KG	LBS	N.		
1600	50-100	1581	62,24	660	1455	32		①
1800	50-100	1761	69,33	706	1556	36		
2100	50-100	2121	83,50	750	1653	44		
2300	50-120	2305	90,75	910	2006	48		
2500	50-120	2485	97,83	965	2127	52		
2700	50-120	2665	104,92	1020	2249	56		

Unika							540-1000	
	HP.	mm.	inches	KG	LBS	N.		
1600	50-100	1581	62,24	656	1446	32		②
1800	50-100	1761	69,33	688	1517	36		
2100	50-100	2121	83,50	751	1656	44		
2300	50-120	2305	90,75	887	1955	48		
2500	50-120	2485	97,83	926	2041	52		
2700	50-120	2665	104,92	968	2134	56		

Unika Sp.							540-1000	
	HP.	mm.	inches	KG	LBS	N.		
2300	70-120	2305	90,75	840	1851	48		③
2500	70-120	2485	97,83	880	1940	52		
2700	70-120	2665	104,92	920	2028	56		
3000	70-120	3025	119,09	980	2160	64		


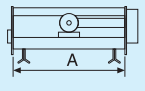



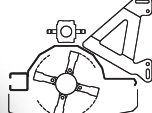


TRINCIA per campo aperto SHREDDERS for open fields BROYEURS pour champ ouvert DESBROZADORAS para campo abierto

Wind							 1000	
	HP.	mm.	inches	KG	LBS	N.		
2700	70-160	2665	104,92	1326	2923	56		
3200	70-160	3184	125,35	1441	3177	68		
3200/DT	70-160	3184	125,35	1681	3706	68		
3600	70-160	3655	143,90	1566	3452	80		
4000	70-160	4015	158,07	1671	3684	88		


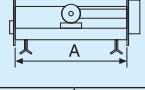






①

Vision							 1000	
	HP.	mm.	inches	KG	LBS	N.		
2700	70-160	2665	104,92	1196	2637	56		
3200	70-160	3184	125,35	1316	2901	68		
3600	70-160	3655	143,90	1440	3175	80		
4000	70-160	4015	158,07	1545	3406	88		



②

Kronos							 1000	
	HP.	mm.	inches	KG	LBS	N.		
4000 DT	100-160	4011	157,91	2500	5511	88		
4800 DT	100-160	4821	189,80	2820	6217	104		
5400 DT	120-180	5541	218,15	3300	7275	120		
6400 DT	120-180	6441	253,58	3820	8422	144		
8000 DT*	160-280	8018	315,66	4840	10670	176		



③

  * A RICHIESTA -  * ON REQUEST -   * SUR DEMANDE -  * A PEDIDO



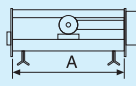





④



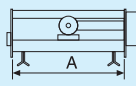





⑤

TRINCIA PIEGHEVOLI per campo aperto FOLDING SHREDDERS for open fields BROYEURS REPLIABLES pour champ ouvert DESBROZADORAS PLEGABLES para campo abierto


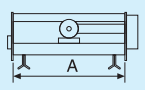



Agila 5000/P								
	HP.	mm.	inches	mm.	inches	KG	LBS	N.
5000/P	120-160	2444	96,22	4982	196,14	2560	5643	104




Kronos 6000/P								
	HP.	mm.	inches	mm.	inches	KG	LBS	N.
6000/P	120-200	2473	97,36	6096	240,00	3250	7165	136





TRINCIA speciali - Special SHREDDERS BROYEURS special - DESBROZADORAS especial


Lince							1000
	HP.	mm.	inches	KG	LBS	N.	
2300*	100-160	2305	90,75	1680	3704	48	


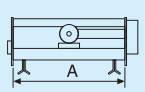



 * A RICHIESTA -  * ON REQUEST -  * SUR DEMANDE -  * A PEDIDO

 La mancanza della barra posteriore rende «libera», senza ostacoli, la fuoriuscita del materiale trinciato. Questo è particolarmente interessante nella trinciatura di piantagioni di ananas.

 The absence of a rear frame bar facilitates the free flow of the crop residue out of the rear of the shredder. This is particularly important when shredding in very heavy crop conditions such as pineapple plantations.

 L'absence de la poutre arrière facilite l'éjection du produit broyé. Ce détail est particulièrement intéressant dans le broyage d'ananas.

 Al no llevar la barra trasera, deja « libre » la salida del material triturado. Este detalle es muy interesante, por ejemplo, en las plantaciones de pina.


Top							1000
	HP.	mm.	inches	KG	LBS	N.	
2700*	110-160	2665	104,92	1800	3968	28	
3200*	110-160	3205	126,18	2020	4453	34	

 * A RICHIESTA -  * ON REQUEST -  * SUR DEMANDE -  * A PEDIDO

 TRINCIA speciale estremamente robusto, con griglia attraverso la quale viene espulso il prodotto trinciato.


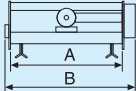


 Extremely strong, special SHREDDER, with expulsion grill for chopped material.

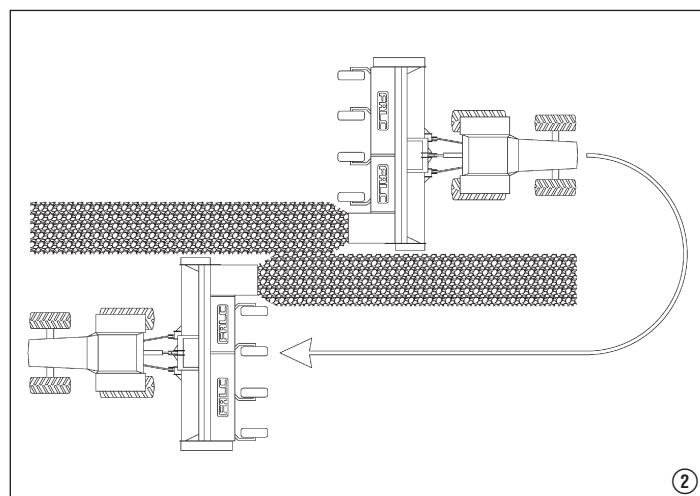
 BROYEUR spécial extrêmement robuste, avec grille d'expulsion pour le matériel coupé.


 DESBROZADORAS especiales muy robustas, con rejilla para calibrar la expulsion del producto cortado.





TRINCIA con coclea SHREDDER with auger BROYEUR avec vis sans fin DESBROZADORA con cóclea


Fast								
	HP.	A mm.	B	A inches	B	KG	LBS	N.
4800 DT	120-180	4821	5310	189,80	209,05	3600	7396	104




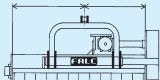



 Il trincia FAST permette - in un solo passaggio - la trinciatura e la messa in andana del materiale trinciato. L'andana così fatta è pronta per essere imballata. E' possibile fare una seconda andana vicino alla prima (come mostra il disegno). In poco tempo è facile convertire il FAST in trincia standard con scarico a terra del trinciato.


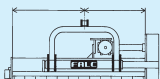



 FAST shredder allows to shred and windrow stalks in one pass. Uniform windrows are ready for baling. It is possible to lay a second windrow adjacent to the first one (see the drawing). In a short time, it is easy to convert FAST into a standard shredder with unload of the chopped material on the ground.


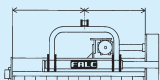



 Le broyeur FAST permet - en un seul passage - le broyage et la mise en rang du produit broyé. L'andain ainsi réalisée est prête à être emballée. Il est possible de réaliser un autre rang à proximité du premier (comme cela figure dans le dessin). On peut facilement et rapidement convertir le FAST en broyeur standard avec vidage à terre du produit broyé.


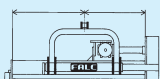



 La desbrozadora FAST permite - en una sola pasada - el picado y el hilerado del material picado. La hicera hecha de esta manera está lista para ser embalada. Es posible realizar una segunda hicera cerca de la primera (como muestra el dibujo). Lo modelo FAST se puede convertir, con facilidad y rapidez, en una trituradora standard con descarga directa al suelo del producto triturado.


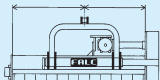



TRINCIA SPOSTABILI per vigneto e frutteto OFFSET SHREDDERS for vineyards and orchards BROYEURS DEPLACABLES pour vignes et vergers DESBROZADORAS DESPLAZABLES viñedos y huertos

Cat Sp.*							540	
	HP.	mm.	inches	KG	LBS	N.		
1350	20-60	1382	54,41	353	778	18	①	
1500	30-60	1524	60,00	374	824	20		
1800	40-60	1808	71,18	417	919	24		
2100	40-60	2092	82,36	468	1032	28		
2500	40-60	2518	99,13	550	1213	34		

Velox Sp.							540	
	HP.	mm.	inches	KG	LBS	N.		
1200	40-70	1240	48,81	358	790	16	②	
1350	40-70	1382	54,41	379	836	18		
1500	40-70	1524	60,00	400	882	20		
1650	40-80	1666	65,59	425	937	22		

Condor Sp.							540	
	HP.	mm.	inches	KG	LBS	N.		
1400*	50-70	1405	55,31	495	1091	14	③	
1600*	50-70	1585	62,40	515	1135	16		
1800*	50-70	1765	69,48	545	1202	18		
2100	50-70	2125	83,66	600	1323	22		
2300	50-70	2305	90,74	635	1400	24		


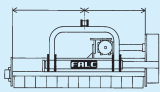


Beta Sp.							540	
	HP.	mm.	inches	KG	LBS	N.		
1200	50-90	1225	48,22	540	1190	12	④	
1400	50-90	1405	55,31	610	1345	14		



Zenit Sp.*							540	
	HP.	mm.	inches	KG	LBS	N.		
1600	50-90	1585	62,40	660	1455	16	⑤	
1800	50-90	1765	69,48	720	1587	18		
2100	50-90	2125	83,66	800	1764	22		
2300	60-90	2305	90,74	850	1874	24		
2500	60-90	2485	97,83	910	2006	26		
2700	60-90	2665	104,92	990	2183	28		
3000	60-90	3025	119,09	1090	2403	32		


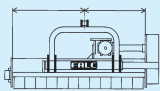


 * Disponibili anche con attacco fisso -  * Available also with fix linkage version



 * Disponible aussi avec attelage fixe -  * Disponible también con enganche fijo


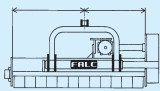


TRINCIA polivalenti - Versatile SHREDDERS BROYEURS universel - DESBROZADORAS polivalente



Cat Avant						
	HP.	mm.	inches	KG	LBS	N.
1500	40-60	1524	60,00	415	914	20
1800	40-60	1808	71,18	458	1010	24
2100	40-60	2092	82,36	509	1122	28


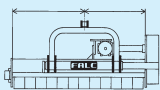


 540

 ①



Zenit Avant						
	HP.	mm.	inches	KG	LBS	N.
2100	80-100	2125	83,66	827	1823	22
2300	80-100	2305	90,74	860	1896	24
2500	80-100	2485	97,83	910	2006	26
2700	80-100	2665	104,92	960	2116	28
3000	80-100	3025	119,09	1030	2271	32





 1000

 ②

Super Sax						
	HP.	mm.	inches	KG	LBS	N.
1500	50-100	1471	57,91	750	1654	12
1600	50-100	1594	62,75	760	1676	12
1800	55-100	1840	72,44	810	1786	14
2100	60-100	2086	82,12	860	1896	16


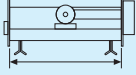


 540

 ③


Sonar						
	HP.	mm.	inches	KG	LBS	N.
1600	40-90	1659	63,32	610	1345	22
1800	40-90	1801	70,90	640	1410	24
2100	40-90	2085	82,08	680	1499	28


 540

 ④


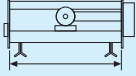


-  I trincia CAT AVANT, ZENIT AVANT, SUPER SAX e SONAR sono abbinabili posteriormente e anteriormente al trattore
-  CAT AVANT, ZENIT AVANT, SUPER SAX and SONAR shredders can be coupled in front and in the back of the tractor
-  Les broyeurs CAT AVANT, ZENIT AVANT, SUPER SAX et SONAR sont accouplés à l'avant ou à l'arrière du tracteur
-  Los desbrozadoras CAT AVANT, ZENIT AVANT, SUPER SAX y SONAR son acoplables al tractor a la parte delantera o trasera


TRINCIA laterali e posteriori Lateral and rear SHREDDERS BROYEURS lateraux et posterieurs DESBROZADORAS lateral y posterior


Pellicano Special						
	HP.	mm.	inches	KG	LBS	N.
1600	50-80	1666	65,59	600	1323	22
1800	50-80	1808	71,18	620	1367	24
2100	50-80	2092	82,36	660	1455	28


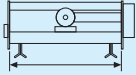





①  540


Pellicano						
	HP.	mm.	inches	KG	LBS	N.
1600	80-90	1585	62,40	750	1654	16
1800	80-100	1765	69,48	790	1742	18
2100	80-120	2125	83,66	900	1985	22








②  540


Pellicano Super						
	HP.	mm.	inches	KG	LBS	N.
1600	80-90	1585	62,40	850	1874	16
1800	80-100	1765	69,49	920	2028	18
2100	80-120	2125	83,66	980	2160	22
2500	120-150	2485	97,83	1130	2491	26




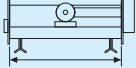


③  540


TLF					
	HP.	PTO	KG	LBS	N.
1600	70-120	540	990	2182	48
2000	70-120	540	1070	2358	60
2500	90-120	1000	1320	2910	78





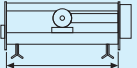


④  540


TRINCIA con raccoglitore - SHREDDERS with collector BROYEURS avec ramasseur DESBROZADORAS con cajon recolector


Spit Green 2						
	HP.	mm.	inches	KG	LBS	N.
1200	50-70	1240	48,81	470	1036	16
1350	50-70	1382	54,40	510	1124	18
1650	50-70	1666	65,59	560	1235	22




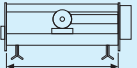


1  540


Jolly						Raccoglitore Collector	
	HP.	mm.	inches	KG	LBS	m ³	N.
1200*	40-70	1240	48,81	610	1345	0,90	16
1350	40-70	1382	54,40	650	1433	1,00	18
1650	40-70	1666	65,59	730	1609	1,20	22





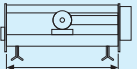


2  540


 * A RICHIESTA -  * ON REQUEST -  * SUR DEMANDE -  * A PEDIDO


Solex						Raccoglitore Collector	
	HP.	mm.	inches	KG	LBS	m ³	N.
1500	70-90	1524	60,00	970	2138	1,56	20
1800	80-90	1808	71,18	1090	2403	1,86	24
2100	80-90	2092	82,36	1200	2646	2,16	28



3  540

Vortex						Raccoglitore Collector	
	HP.	mm.	inches	KG	LBS	m ³	N.
2100	100-140	2125	83,66	1430	3153	2,33	22



4  540

I

La FALC fu fondata nel 1960 dall'attuale Presidente PIERO ZAMA. Oggi la FALC è una SRL, con un capitale sociale di euro 1.664.000 interamente versato.

La proprietà è al 100% della Famiglia ZAMA.

La sede dell'azienda si trova a FAENZA - ITALIA.

Il moderno stabilimento occupa una superficie totale di 40.000 m² di cui 18.000 m² sono coperti.

Le macchine prodotte dalla FALC sono oggi distribuite in oltre 60 paesi in tutti e cinque i continenti.

La percentuale del fatturato esportato raggiunge l'85% del totale. Oggi le linee di montaggio all'interno dello stabilimento sono 6 in cui vengono costruiti 70 differenti modelli di macchine, a loro volta suddivisi in 235 versioni. Il tutto per l'abbinamento a trattori da 20 a 380 HP.

GB

FALC was established in 1960 by the present managing director, PIERO ZAMA.

Today FALC is a limited company with a fully paid-up partnership's capital of 1.664.000 Euro, which ZAMA family owns at 100%.

The firm is located in FAENZA - ITALY - over an area of 40.000 square metres, 18.000 of which are covered.

At present the machines produced by FALC are delivered to more than 60 countries in the five continents.

85% of its sales revenue comes from exports.

At present FALC has 6 main assembly lines where 70 different models of machines, divided into 235 versions, are manufactured.

These machines are suitable for 20 to 380 HP tractors.

F

La maison FALC a été fondée en 1960 par le Président actuel, PIERO ZAMA.

Aujourd'hui la maison FALC est une S.A.R.L., avec un capital social de 1.664.000 Euro entièrement déposé, dont la famille ZAMA possède 100%.

La maison FALC a son siège à FAENZA - ITALIE - et son moderne établissement occupe une superficie de 40.000 mètres carrés dont 18.000 couverts.

Les machines produites par la maison FALC actuellement sont distribuées dans plus de 60 pays de tous les cinq continents.

Le chiffre d'affaires des exportations atteint 85% du total.

Aujourd'hui la maison FALC a 6 lignes principales de montage, où l'on produit 70 différents modèles de machines qui, à leur tour, se partagentent 235 versions utilisées pour des tracteurs de 20 à 380 CV.

E

La FALC fué fundada nel 1960 por el actual Presidente PIERO ZAMA.

Hoy la FALC es una SRL, con un capital social de euro 1.664.000 versado por entero.

La propiedad es al 100% de la Familia ZAMA.

La sede de la empresa se encuentra en FAENZA - ITALIA.

El moderno establecimiento ocupa una superficie total del 40.000 m² de los cuales 18.000 m² están cubiertos.

Las máquinas producidas por FALC se distribuyen en más de 60 países en todos y en cada uno de los cinco continentes.

El porcentaje de la facturación exportada alcanza el 85% del total.

El porcentaje de la facturación exportada alcanza el 85% del total. Hoy las líneas de montaje en el interior del establecimiento son 6 en las cuales se construyen 70 modelos diferentes de máquinas, a su vez subdivididos en 235 versiones. Todo para la combinación de tractores de 20 a 380 HP.



FALC

**Via Proventa, 41
48018 FAENZA (RA) ITALIA**

Numero nazionale

Tel. 0546 29050

Fax 0546 663986

International number

Tel. +39 0546 29050

Fax +39 0546 663986

e-mail: info@falc.eu

www.falc.eu

I dati tecnici, le caratteristiche e le illustrazioni sono indicative e non impegnano il costruttore.

The technical data, features and pictures are indicative and do not bind the manufacturer.

Les données techniques, les caractéristiques et les illustrations sont indicatives et n'engagent pas le constructeur.

Los datos técnicos y las ilustraciones son indicativas y no comprometen al constructor.

Since 1960



Tel. +39 0546 29050
Fax +39 0546 663986
e-mail: info@falc.eu
www.falc.eu

